


GENEL KATALOG GENERAL CATALOGUE



Hassasiyetle tanışın
Discover **Precision** **Verimlilikle** buluşun
Meet **Efficiency**



2025
www.tekoma.com.tr

Hakkımızda / About Us



Firmamız 2004 yılında Nail TELLİ, Namık TELLİ ve Halil TELLİ kardeşler tarafından Konya Selçuklu Sanayi Sitesinde 50 m² alanda faaliyete başlamıştır. Dünyanın gelişmekte olan teknolojilerini yakından takip edip gerekli AR-GE çalışmalarını yaparak daha iyi, daha hassas ve daha kaliteli hizmet verebilmek için büyümeye devam etmiştir.

2007-2019 yılları arasında makine parkurunu ve teknik deneyimini artırarak ülkemize ve Dünya'ya hitap edebilmek için Konya Büsan Özel Organize Sanayi Bölgesinde 1000 m² alanda Hassas Tutucu Takım Sistemlerinin üretimine başlamıştır. Daima hassas ve kaliteli hizmet verebilmek için çalışmış ve şirketin en öncelikli ilkesini kalite olarak benimsemiştir.

2020 yılı itibari ile 2500 m² alanda yaptığı reform ve yeniliklerle birlikte yüksek performanslı CNC makine parkurunda 40 kişilik uzman kadrosuyla kalite ve hassasiyet ilkeleri ile birlikte 600 çeşidin üzerinde ürün gamıyla öncelikle Konya ve Türkiye Sanayisinin Hassas Tutucu Takım pazarında yerini almış olup Dünya sanayisinde sektörünün en kaliteli olma yolunda emin adımlarla ilerlemektedir.

2025 yılı başından itibaren üretim alanını 6200 m² kapalı ve 3800 m² açık alan olmak üzere toplam 10.000 m² ye, çalışan uzman kadrosunu 55 kişiye yükseltecektir. Şirket vizyon ve misyonunu benimseyerek çalışan üretim ekibiyle beraber 2200'ün üzerinde ürün çeşitliliğine ulaşmıştır. Ürün yelpazesini genişletmeye devam ederek Türkiye ve Dünya Sanayisinde sektörünün en iyisi, en hassası olma yolunda ilerlemeye devam etmektedir.

Her geçen gün hızlı ve güvenli teslimat, yüksek hassasiyet ve teknik hizmet esaslı çalışmalarımızı siz kıymetli müşterilerimizin memnuniyeti için büyük bir heyecan ile sürdürmekteyiz....

Our company started its activities in 2004 by Nail TELLİ, Namık TELLİ and Halil TELLİ brothers in an area of 50 m² in Konya Selçuklu Sanayi Sitesi. It has continued to grow in order to provide better, more precise and better quality service by closely following the developing technologies of the world and carrying out the necessary R&D studies.

Between 2007-2019, it started to produce Precision Gripper Tool Systems on an area of 1000 m² in Konya Büsan Special Organised Industrial Zone in order to appeal to our country and the world by increasing its machine park and technical experience. It has always worked to provide precise and high quality service and has adopted the company's top priority principle as quality.

As of 2020, with its reforms and innovations in 2500 m² area, it has taken its place in the Precision Gripper Tool market of Konya and Turkey Industry with its product range consisting of more than 600 varieties with the principles of quality and precision with its expert staff of 40 people in high performance CNC machine park and is taking firm steps towards becoming the best quality of its sector in the world industry.

As of the beginning of 2025, it will increase its production area to a total of 10.000 m², 6200 m² closed and 3800 m² open area, and its expert staff to 55 people. The company has reached a product range of over 2200 products with its production team working by adopting its vision and mission. By continuing to expand its product range, it continues to progress towards being the best and most sensitive in its sector in Turkey and the World Industry.

Every day, we continue our work based on fast and safe delivery, high precision and technical service for the satisfaction of our valued customers with great enthusiasm....

Sertifikalarımız / Certificate



OTOMOTİV KALİTE YÖNETİM
 SİSTEMİ
 IATF 16949:2016



KALİTE YÖNETİM
 SİSTEMİ
 ISO 9001:2015



CE UYGUNLUK BEYANI
 CE DECLARATION OF CONFORMITY

Sertifikalarımız / Certificate



BİLGİ GÜVENLİĞİ YÖNETİM
SİSTEMİ
ISO/IEC 27001:2013



İŞ SAĞLIĞI VE GÜVENLİĞİ YÖNETİM
SİSTEMİ
ISO 45001:2018



ÇEVRE YÖNETİM SİSTEMİ
ISO 14001:2015

İÇİNDEKİLER / INDEX

SK Tutucu Ürün Grubu
SK Holder Product Group

SK1
SK56



BT Tutucu Ürün Grubu
BT Holder Product Group

BT1
BT117



BBT Tutucu Ürün Grubu
BBT Holder Product Group

BBT1
BBT57



Redüksiyon Kovanlar ve
Silindirik Şaftlı Pens Başlığı
Reduction Hives and
Cylindrical Shank Collet Heads

TG1
TG9



İÇİNDEKİLER / INDEX



YA1
YA9

Yumuşak Ayak
Soft Jaws



PG1
PG5

Hassas CNC Döner Punta Grunu
Precision Live Center Group



KO1
KO4

Kayar Otomat Ekipmanları
**Swiss type Automatic Lathe
Equipment**



YP1
YP12

Yedek Parçalar
Spare Parts

DIN ISO 7388-1 (SK DIN 69871)

SK30 Marangoz Tutucu ER
SK30 Router Holder ER

SK40 Pens Başlığı ER
SK40 Collet Chucks ER

SK40 Veldon Tutucu
SK40 End Mill Holder

SK40 Vidalı Tutucu
Sk40 Milling Cutter Arbors for Screw-on type Milling Cutters

SK40 Alın Kamalı Malafa
Shell mill holder for cutters with driving slot

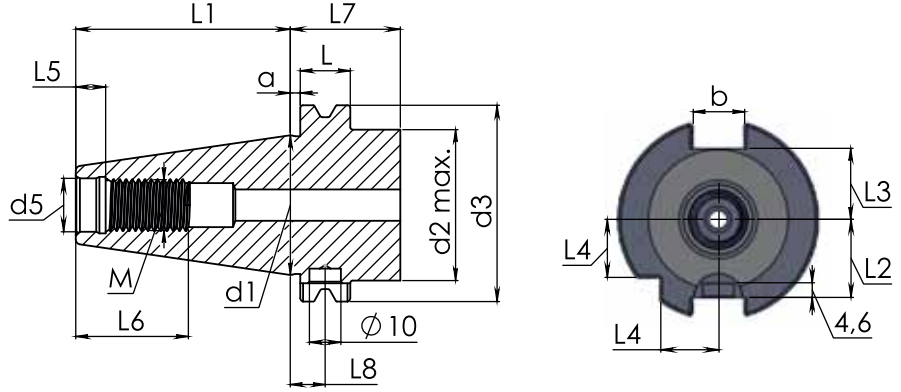
SK40 Kombine Malafa
Combi Shell mill holder



SK DIN 69871 (DIN ISO 7388-1) AD

Toolholders

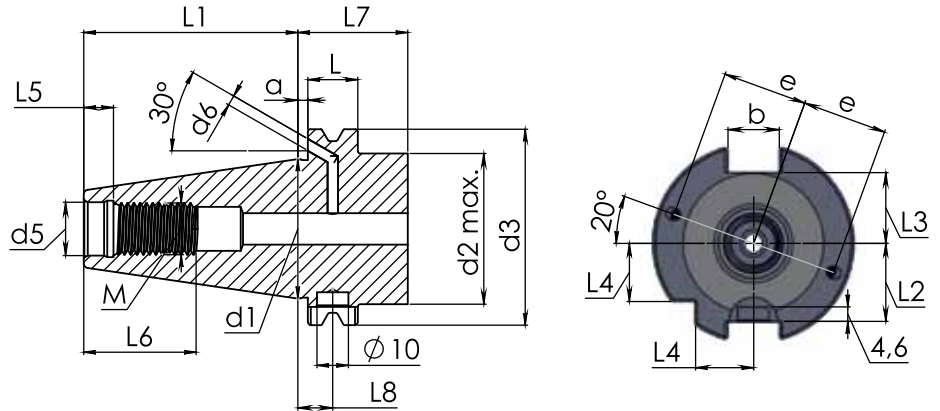
Merkezden Soğutmalı
Konik Şaft Ölçüleri



SK DIN 69871 (DIN ISO 7388-1) AD/B

Toolholders

Merkezden ve (B) Alından
Soğutmalı Konik
Şaft Ölçüleri



SK Tipi SK Type	Form	Ölçüler (Dimensions)																	
		d1	a	M	L6	d3	L	d2 max.	L7	L1	d5	L5	b	L2	L3	L4	L8	d6	e
SK30	AD	31.75	3.2	M12	24	50	15.9	45	35	47.8	13	5.5	16.1	18.8	16.3	15.0	11.1	-	-
SK40	AD	44.45	3.2	M16	32	63.55	15.9	50	35	68.40	17	8.2	16.1	25.0	22.7	18.5	11.1	-	-
SK40	AD/B	44.45	3.2	M16	32	63.55	15.9	50	35	68.40	17	8.2	16.1	25.0	22.7	18.5	11.1	4	27

Malzeme : Alaşımlı semente çeliği çekme mukavemeti min. 950 N/mm²

Teknik Özelliği : Sertlik HRC 58 ± 2 sertlik derinliği 0.6 mm + 0.2 mm , karartılmış

Hassasiyet : Konik açı tolerans kalitesi DIN 2080 normuna göre AT 3
Konik yüzey kalitesi Ra 0.2

Çip deliği : Takım bilgilerini saklamak için flanşta DIN 69873 özel çip deliği

Material : Case hardened steel, tensile strength in the core min. 950 N/mm²

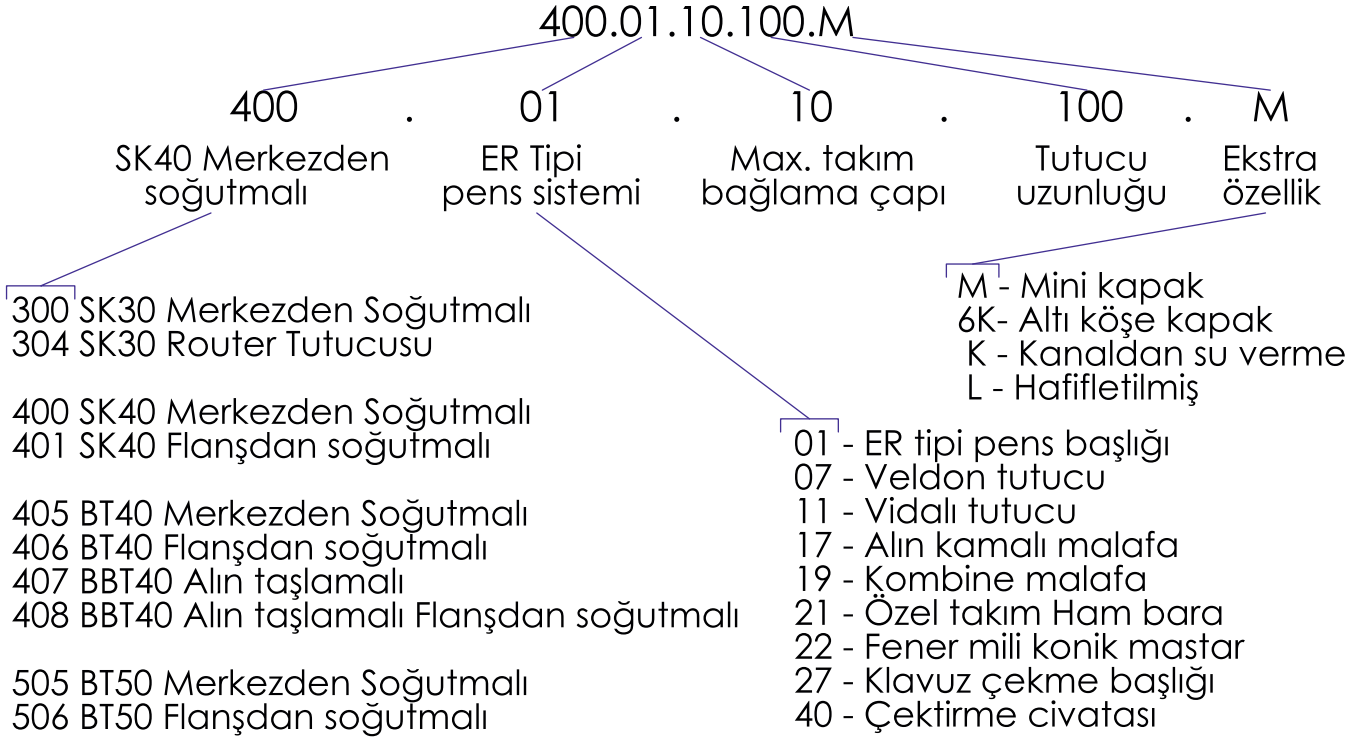
Execution : Case hardned 58 ± 2 Depth of case 0.06 mm + 0.2 mm black finish

Accuracy : Cone angle AT 3 according DIN 2080 Surface roughness of cone Ra 0.2

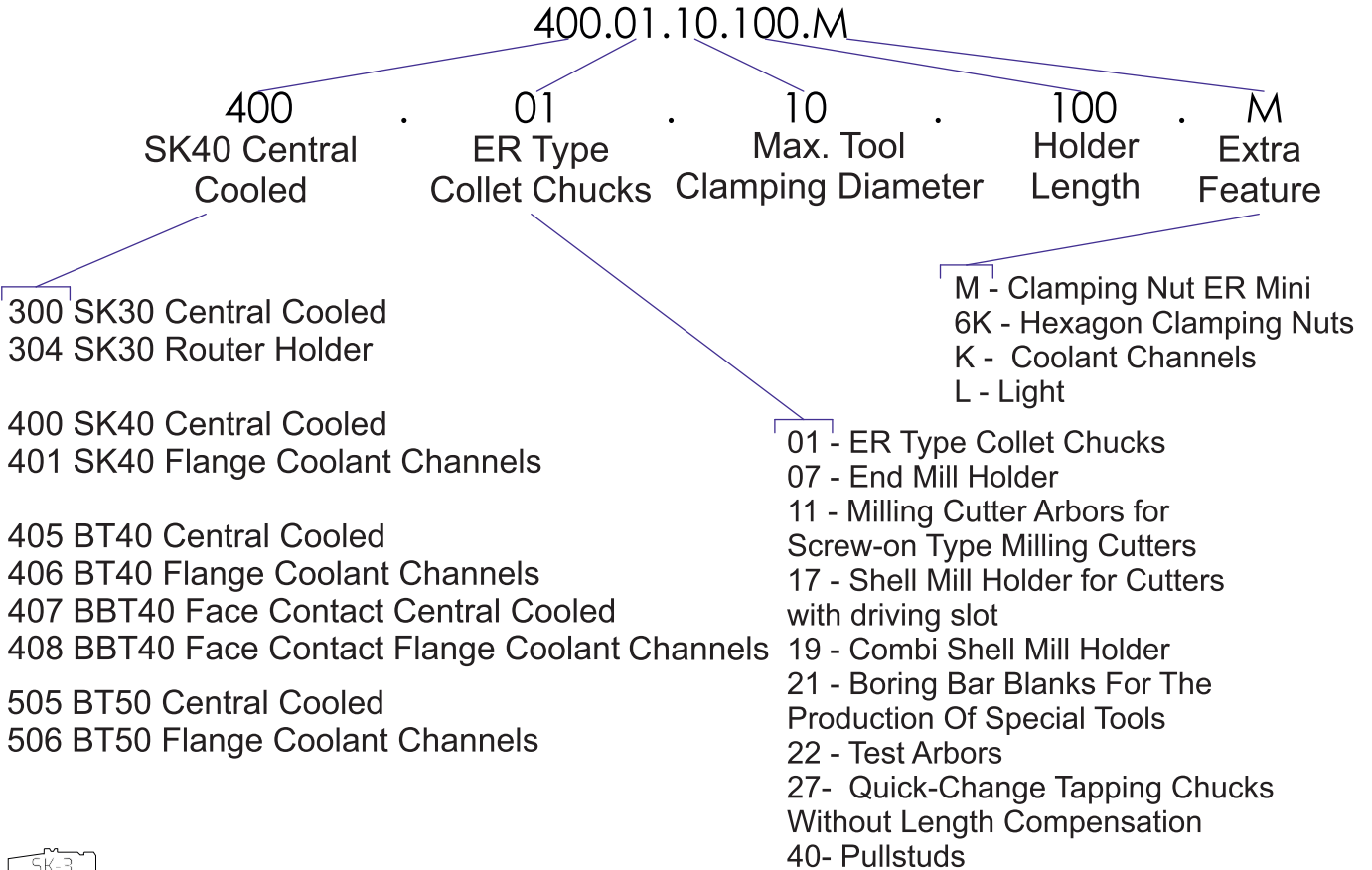
Chip hole : Bore for data carrier DIN 69873 in collar.



TEKOMA Sipariş Kodu Sistemi



TEKOMA Order Code System



SK40 Marangoz Tutucu (Router) Router Holder

TEKOMA®
HASSAS TUTUCU TAKIMLARI
www.tekoma.com.tr



AD - 304



AD - 304

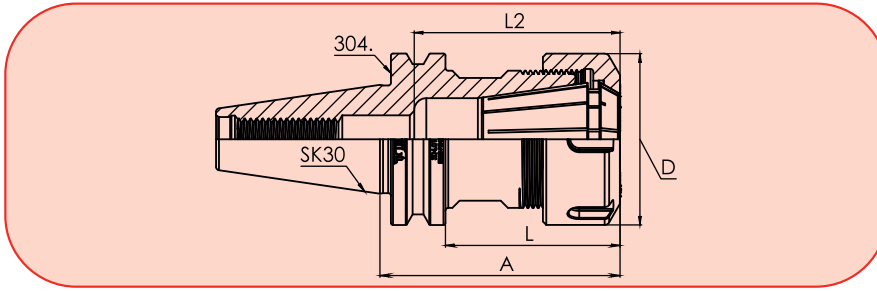
DIN 69871

DIN ISO 15488

HRC 58±2



STANDARD
G 2,5
25,000
min⁻¹
Us1gmm



SK DIN 69871


Sipariş Kodu Order Code	SK Tipi SK Type	Pens Kapağı ER Tipi Clamping Nuts ER	Kapasite Capacity	Ölçüler (Dimensions)				Ağırlık Weight (KG)
				A	D	L	L2	
304.01.16.55	SK30	ER25/430	2-16 mm	55	42	35.9	54	0.55
304.01.20.50	SK30	ER32/470	2-20 mm	50	50	30.9	48	0.52
304.01.20.70	SK30	ER32/470	2-20 mm	70	50	50.9	60	0.67



YP-1 / 4



YP-9



YP-8



SK




SK40 ER16 Mini Pens Başlığı ER16 Mini Collet Chucks

TEKOMA®
HASSAS TUTUCU TAKIMLARI
www.tekoma.com.tr

SK



AD - 400

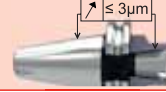


AD/B - 401

DIN 69871

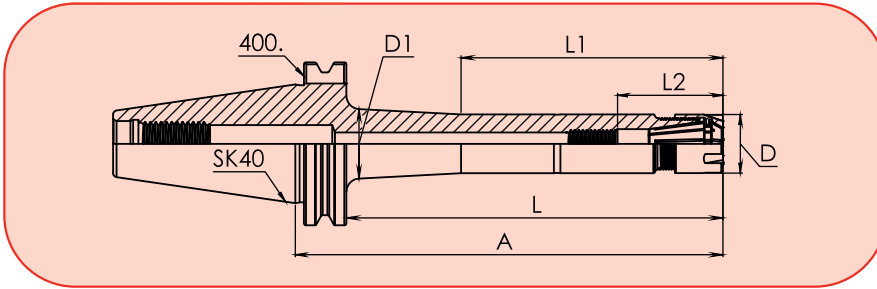
DIN ISO 15488

HRC 58±2



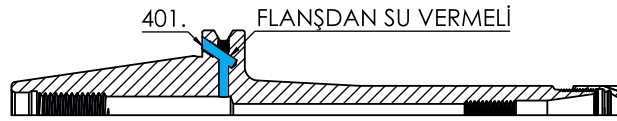
STANDARD
G 2.5
25,000
min⁻¹
Us1gmm

CHIP



SK DIN 69871

Sipariş Kodu Order Code	SK Tipi SK Type	Pens Kapağı ER Tipi Clamping Nuts ER	Kapasite Capacity	Ölçüler (Dimensions)						Ağırlık Weight (KG)
				A	D	D1	L	L1	L2	
400.01.10.100.M	SK40	ER16/426-M	1-10 mm	100	22	-	80.9	-	40	0.94
400.01.10.130.M	SK40	ER16/426-M	1-10 mm	130	22	-	110.9	-	40	1.01
400.01.10.160.M	SK40	ER16/426-M	1-10 mm	160	22	26	140.9	98	40	1.11



Sipariş Kodu Order Code	SK Tipi SK Type	Pens Kapağı ER Tipi Clamping Nuts ER	Kapasite Capacity	Ölçüler (Dimensions)						Ağırlık Weight (KG)
				A	D	D1	L	L1	L2	
401.01.10.100.M	SK40	ER16/426-M	1-10 mm	100	22	-	80.9	-	40	0.93
401.01.10.130.M	SK40	ER16/426-M	1-10 mm	130	22	-	110.9	-	40	1.01
401.01.10.160.M	SK40	ER16/426-M	1-10 mm	160	22	26	140.9	98	40	1.11

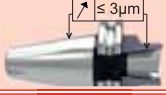


SK-5

DIN 69871

DIN ISO 15488

HRC 58±2



STANDARD
G 2.5
25.000
min⁺
Us1gmm

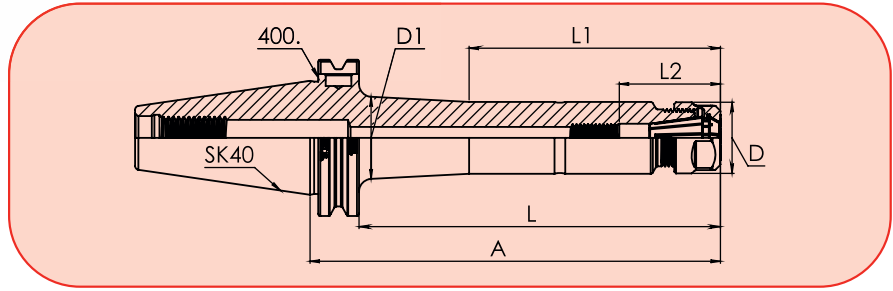
CHIP



AD/B - 401



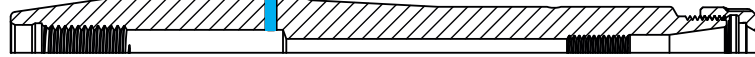
AD - 400



SK DIN 69871

Sipariş Kodu Order Code	SK Tipi SK Type	Pens Kapağı ER Tipi Clamping Nuts ER	Kapasite Capacity	Ölçüler (Dimensions)						Ağırlık Weight (KG)
				A	D	D1	L	L1	L2	
400.01.10.63.6K	SK40	ER16/426-6K	1-10 mm	63	28	-	43.9	-	32	0.92
400.01.10.100.6K	SK40	ER16/426-6K	1-10 mm	100	28	-	80.9	-	40	1.06
400.01.10.130.6K	SK40	ER16/426-6K	1-10 mm	130	28	-	110.9	-	40	1.19
400.01.10.160.6K	SK40	ER16/426-6K	1-10 mm	160	28	32	140.9	98	40	1.36
400.01.10.200.6K	SK40	ER16/426-6K	1-10 mm	200	28	34	180.9	120	40	1.57

401. FLANŞDAN SU VERMELİ



Sipariş Kodu Order Code	SK Tipi SK Type	Pens Kapağı ER Tipi Clamping Nuts ER	Kapasite Capacity	Ölçüler (Dimensions)						Ağırlık Weight (KG)
				A	D	D1	L	L1	L2	
401.01.10.63.6K	SK40	ER16/426-6K	1-10 mm	63	28	-	43.9	-	32	0.91
401.01.10.100.6K	SK40	ER16/426-6K	1-10 mm	100	28	-	80.9	-	40	1.06
401.01.10.130.6K	SK40	ER16/426-6K	1-10 mm	130	28	-	110.9	-	40	1.19
401.01.10.160.6K	SK40	ER16/426-6K	1-10 mm	160	28	32	140.9	98	40	1.35
401.01.10.200.6K	SK40	ER16/426-6K	1-10 mm	200	28	34	180.9	120	40	1.57



YP-1/4

Pens ER
Collet ER



YP-9

Pens Kapağı ER
Clamping Nuts ER

SK40 ER16 Pens Başı¹ ER16 Collet Chucks



AD - 400



AD/B - 401

DIN 69871

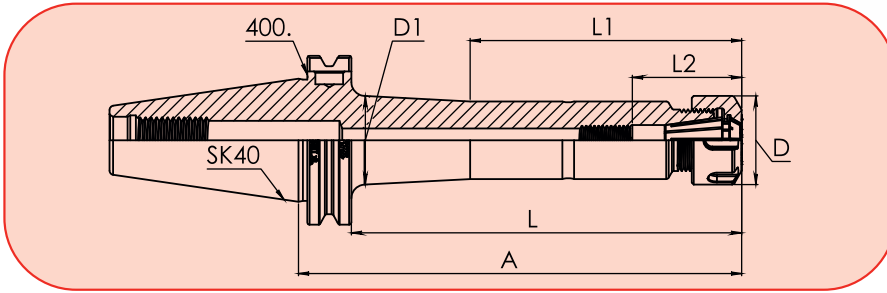
DIN ISO 15488

HRC 58±2



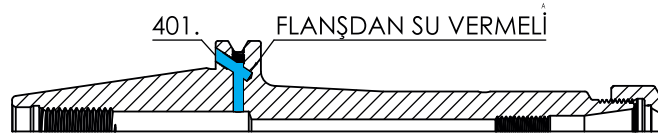
STANDARD
G 2.5
25.000
min⁻¹
Us1gmm

CHIP



SK DIN 69871

Sipariş Kodu Order Code	SK Tipi SK Type	Pens Kapağı ER Tipi Clamping Nuts ER	Kapasite Capacity	Ölçüler (Dimensions)						Ağırlık Weight (KG)
				A	D	D1	L	L1	L2	
400.01.10.63	SK40	ER16/426	1-10 mm	63	32	-	43.9	-	32	0.94
400.01.10.100	SK40	ER16/426	1-10 mm	100	32	-	80.9	-	40	1.08
400.01.10.130	SK40	ER16/426	1-10 mm	130	32	-	110.9	-	40	1.21
400.01.10.160	SK40	ER16/426	1-10 mm	160	32	32	140.9	98	40	1.38
400.01.10.200	SK40	ER16/426	1-10 mm	200	32	34	180.9	120	40	1.59



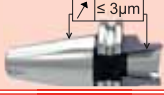
Sipariş Kodu Order Code	SK Tipi SK Type	Pens Kapağı ER Tipi Clamping Nuts ER	Kapasite Capacity	Ölçüler (Dimensions)						Ağırlık Weight (KG)
				A	D	D1	L	L1	L2	
401.01.10.63	SK40	ER16/426	1-10 mm	63	32	-	43.9	-	32	0.93
401.01.10.100	SK40	ER16/426	1-10 mm	100	32	-	80.9	-	40	1.08
401.01.10.130	SK40	ER16/426	1-10 mm	130	32	-	110.9	-	40	1.21
401.01.10.160	SK40	ER16/426	1-10 mm	160	32	32	140.9	98	40	1.38
401.01.10.200	SK40	ER16/426	1-10 mm	200	32	34	180.9	120	40	1.59



DIN 69871


DIN ISO 15488

HRC 58±2



STANDARD
G 2.5
25.000
min⁺
Us1gmm

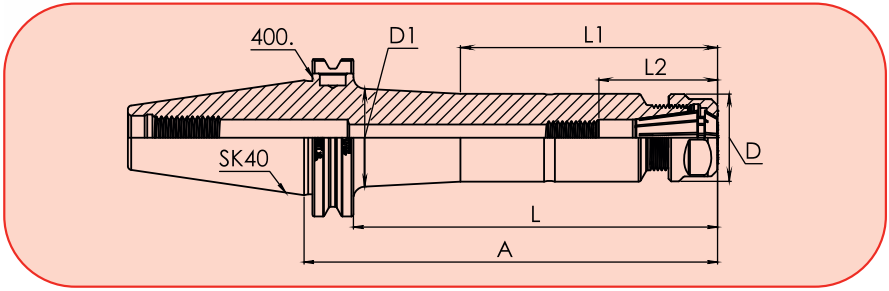
CHIP



AD/B - 401



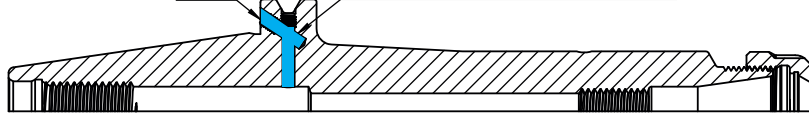
AD - 400



SK DIN 69871

Sipariş Kodu Order Code	SK Tipi SK Type	Pens Kapağı ER Tipi Clamping Nuts ER	Kapasite Capacity	Ölçüler (Dimensions)						Ağırlık Weight (KG)
				A	D	D1	L	L1	L2	
400.01.13.70.6K	SK40	ER20/428-6K	1-13 mm	70	34	-	50.9	-	40	0.98
400.01.13.100.6K	SK40	ER20/428-6K	1-13 mm	100	34	-	80.9	-	47	1.17
400.01.13.130.6K	SK40	ER20/428-6K	1-13 mm	130	34	-	110.9	-	47	1.36
400.01.13.160.6K	SK40	ER20/428-6K	1-13 mm	160	34	38	140.9	99.5	47	1.60
400.01.13.200.6K	SK40	ER20/428-6K	1-13 mm	200	34	40	180.9	119.5	47	1.91

401. FLANŞDAN SU VERMELİ



Sipariş Kodu Order Code	SK Tipi SK Type	Pens Kapağı ER Tipi Clamping Nuts ER	Kapasite Capacity	Ölçüler (Dimensions)						Ağırlık Weight (KG)
				A	D	D1	L	L1	L2	
401.01.13.70.6K	SK40	ER20/428-6K	1-13 mm	70	34	-	50.9	-	40	0.98
401.01.13.100.6K	SK40	ER20/428-6K	1-13 mm	100	34	-	80.9	-	47	1.17
401.01.13.130.6K	SK40	ER20/428-6K	1-13 mm	130	34	-	110.9	-	47	1.36
401.01.13.160.6K	SK40	ER20/428-6K	1-13 mm	160	34	38	140.9	99.5	47	1.59
401.01.13.200.6K	SK40	ER20/428-6K	1-13 mm	200	34	40	180.9	119.5	47	1.90



YP-1 / 4

Pens ER
Collet ER



YP-9

Pens Kapağı ER
Clamping Nuts ER


SK40 ER25 Pens Başığ ER25 Collet Chucks

TEKOMA®
HASSAS TUTUCU TAKIMLARI
www.tekoma.com.tr

SK



AD - 400

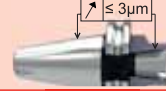


AD/B - 401

DIN 69871

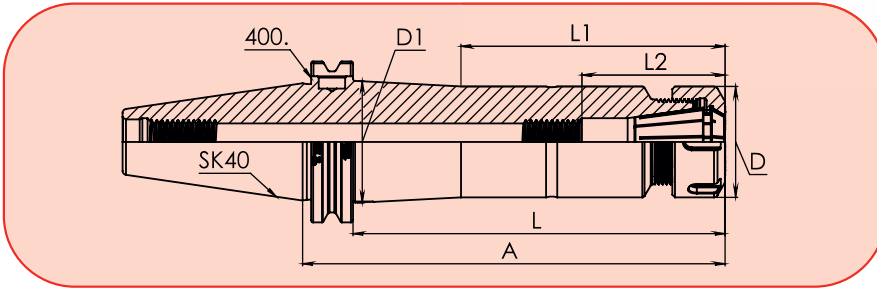
DIN ISO 15488

HRC 58±2



STANDARD
G 2.5
25.000
min¹
Us1gmm

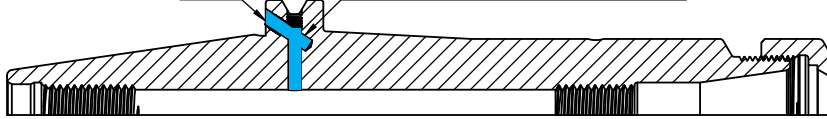
CHIP



SK DIN 69871

Sipariş Kodu Order Code	SK Tipi SK Type	Pens Kapağı ER Tipi Clamping Nuts ER	Kapasite Capacity	Ölçüler (Dimensions)						Ağırlık Weight (KG)
				A	D	D1	L	L1	L2	
400.01.16.60	SK40	ER25/430	2-16 mm	60	42	-	40.9	-	55	0.99
400.01.16.100	SK40	ER25/430	2-16 mm	100	42	-	80.9	-	55	1.37
400.01.16.130	SK40	ER25/430	2-16 mm	130	42	-	110.9	-	55	1.66
400.01.16.160	SK40	ER25/430	2-16 mm	160	42	46,5	140.9	100	55	1.99
400.01.16.200	SK40	ER25/430	2-16 mm	200	42	48,5	180.9	120	55	2.43

401. FLANŞDAN SU VERMELİ



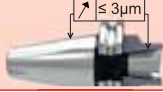
Sipariş Kodu Order Code	SK Tipi SK Type	Pens Kapağı ER Tipi Clamping Nuts ER	Kapasite Capacity	Ölçüler (Dimensions)						Ağırlık Weight (KG)
				A	D	D1	L	L1	L2	
401.01.16.60	SK40	ER25/430	2-16 mm	60	42	-	40.9	-	55	0.98
401.01.16.100	SK40	ER25/430	2-16 mm	100	42	-	80.9	-	55	1.37
401.01.16.130	SK40	ER25/430	2-16 mm	130	42	-	110.9	-	55	1.65
401.01.16.160	SK40	ER25/430	2-16 mm	160	42	46,5	140.9	100	55	1.99
401.01.16.200	SK40	ER25/430	2-16 mm	200	42	48,5	180.9	120	55	2.43



DIN 69871


DIN ISO 15488

HRC 58±2



STANDARD
G 2.5
25.000
min⁻¹
Us1gmm

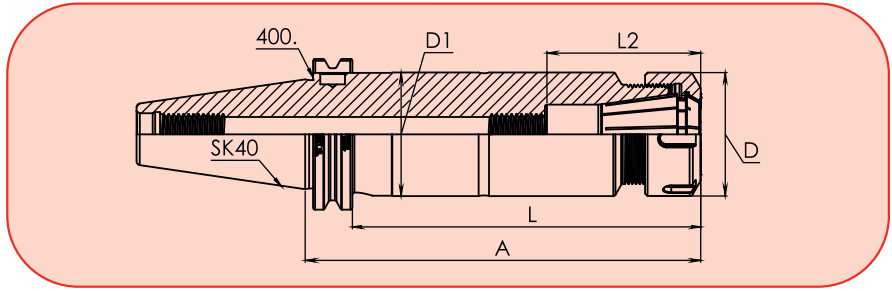
CHIP



AD/B - 401



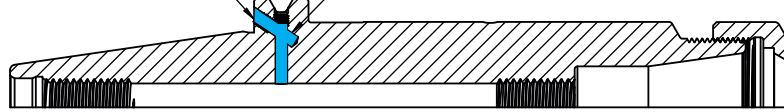
AD - 400



SK DIN 69871

Sipariş Kodu Order Code	SK Tipi SK Type	Pens Kapağı ER Tipi Clamping Nuts ER	Kapasite Capacity	Ölçüler (Dimensions)						Ağırlık Weight (KG)
				A	D	D1	L	L1	L2	
400.01.20.70	SK40	ER32/470	2-20 mm	70	50	-	50.9	-	63	1.14
400.01.20.100	SK40	ER32/470	2-20 mm	100	50	-	80.9	-	63	1.57
400.01.20.130	SK40	ER32/470	2-20 mm	130	50	-	110.9	-	63	1.99
400.01.20.160	SK40	ER32/470	2-20 mm	160	50	-	140.9	-	63	2.41
400.01.20.200	SK40	ER32/470	2-20 mm	200	50	-	180.9	-	63	2.98

401. FLANŞDAN SU VERMELİ



Sipariş Kodu Order Code	SK Tipi SK Type	Pens Kapağı ER Tipi Clamping Nuts ER	Kapasite Capacity	Ölçüler (Dimensions)						Ağırlık Weight (KG)
				A	D	D1	L	L1	L2	
401.01.20.70	SK40	ER32/470	2-20 mm	70	50	-	50.9	-	63	1.14
401.01.20.100	SK40	ER32/470	2-20 mm	100	50	-	80.9	-	63	1.56
401.01.20.130	SK40	ER32/470	2-20 mm	130	50	-	110.9	-	63	1.99
401.01.20.160	SK40	ER32/470	2-20 mm	160	50	-	140.9	-	63	2.41
401.01.20.200	SK40	ER32/470	2-20 mm	200	50	-	180.9	-	63	2.97

DIN ISO
15488

YP-1 / 4

Pens ER
Collet ERDIN ISO
15488

YP-9

Pens Kapağı ER
Clamping Nuts ER

YP-8

Anahtar ER
Wrench ER


SK40 ER40 Pens Başlığı ER40 Collet Chucks

TR TEKOMA®
HASSAS TUTUCU TAKIMLARI
www.tekoma.com.tr

SK



AD - 400

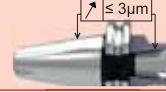


AD/B - 401

DIN 69871

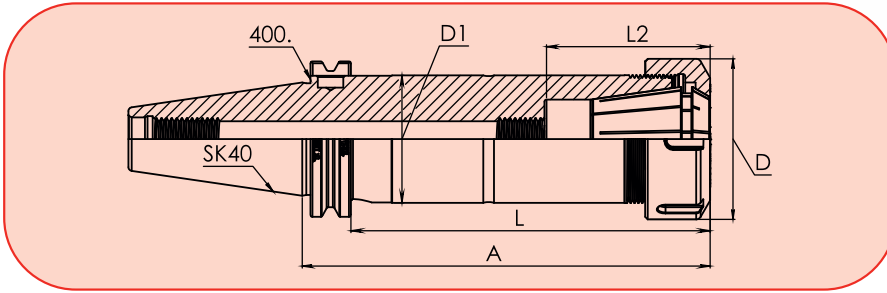
DIN ISO 15488

HRC 58±2



STANDARD
G 2.5
25.000
min⁻¹
Us1gmm

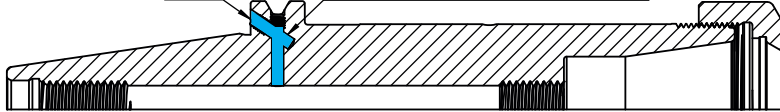
CHIP



SK DIN 69871

Sipariş Kodu Order Code	SK Tipi SK Type	Pens Kapağı ER Tipi Clamping Nuts ER	Kapasite Capacity	Ölçüler (Dimensions)						Ağırlık Weight (KG)
				A	D	D1	L	L1	L2	
400.01.26.80	SK40	ER40/472	3-26 mm	80	63	-	60.9	-	59	1.38
400.01.26.100	SK40	ER40/472	3-26 mm	100	63	-	80.9	-	65	1.63
400.01.26.130	SK40	ER40/472	3-26 mm	130	63	-	110.9	-	65	2.06
400.01.26.160	SK40	ER40/472	3-26 mm	160	63	-	140.9	-	65	2.48
400.01.26.200	SK40	ER40/472	3-26 mm	200	63	-	180.9	-	65	3.04

401. FLANŞDAN SU VERMELİ

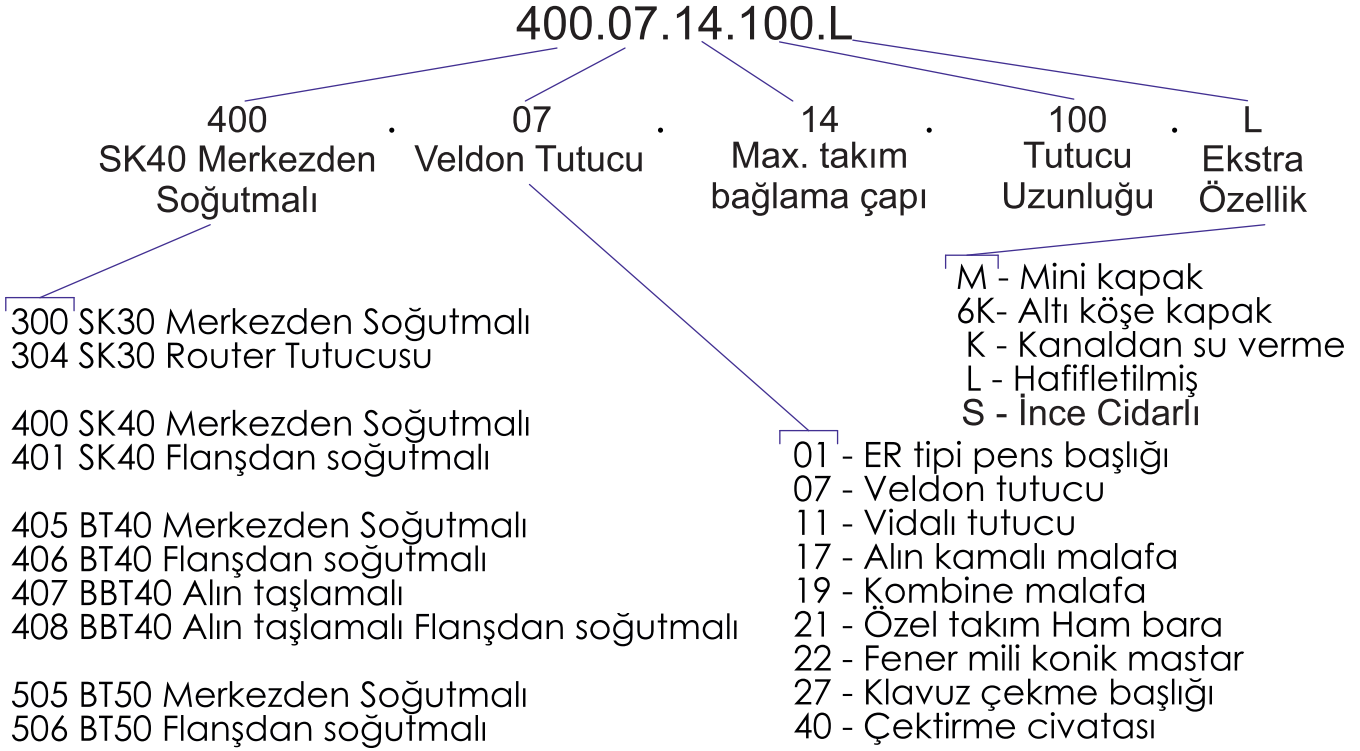


Sipariş Kodu Order Code	SK Tipi SK Type	Pens Kapağı ER Tipi Clamping Nuts ER	Kapasite Capacity	Ölçüler (Dimensions)						Ağırlık Weight (KG)
				A	D	D1	L	L1	L2	
401.01.26.80	SK40	ER40/472	3-26 mm	80	63	-	60.9	-	59	1.38
401.01.26.100	SK40	ER40/472	3-26 mm	100	63	-	80.9	-	65	1.63
401.01.26.130	SK40	ER40/472	3-26 mm	130	63	-	110.9	-	65	2.05
401.01.26.160	SK40	ER40/472	3-26 mm	160	63	-	140.9	-	65	2.48
401.01.26.200	SK40	ER40/472	3-26 mm	200	63	-	180.9	-	65	3.04

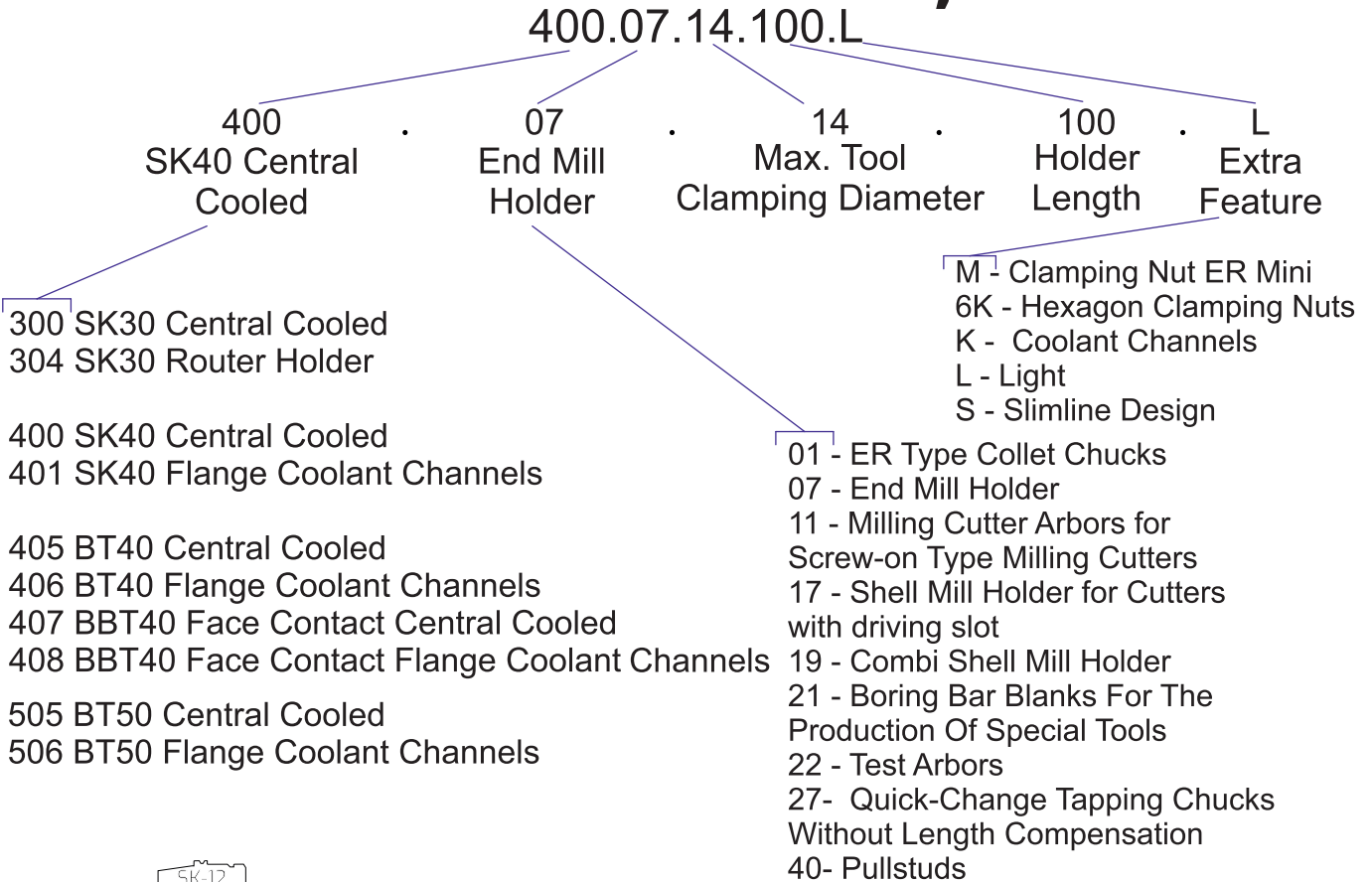


SK-11

TEKOMA Sipariş Kodu Sistemi



TEKOMA Order Code System



SK40 6 mm Veldon Tutucu 6 mm End Mill Holder

TRK TEKOMA®
HASSAS TUTUCU TAKIMLARI
www.tekoma.com.tr

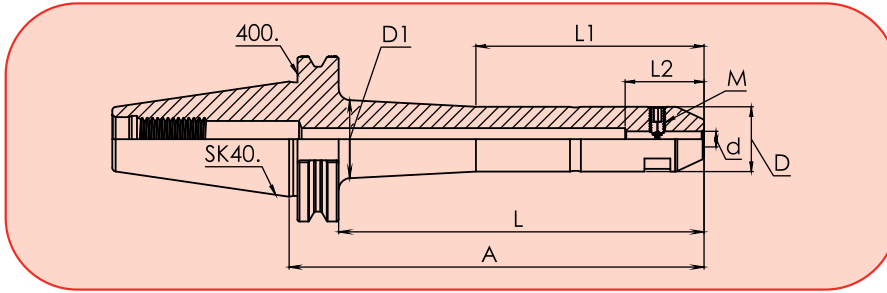
SK



AD - 400



AD/B - 401



SK DIN 69871


Sipariş Kodu Order Code	SK Tipi SK Type	Ölçüler (Dimensions)								Ağırlık Weight (KG)
		d	A	D	D1	L	L1	L2	M	
400.07.06.50	SK40	6	50	25	-	30.9	-	36	M6x10	0.87
400.07.06.100	SK40	6	100	25	-	80.9	-	36	M6x10	1.04
400.07.06.130	SK40	6	130	25	-	110.9	-	36	M6x10	1.14
400.07.06.160	SK40	6	160	25	30.5	140.9	88	36	M6x10	1.29
400.07.06.200	SK40	6	200	25	31	180.9	120	36	M6x10	1.44

DIN 69871

DIN 6359-B

DIN 1835-B

HRC 58±2



H4

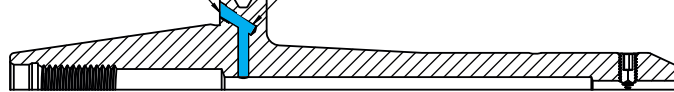
DIN 1835-B



STANDARD
G 2.5
25.000
µm
Üstüçm

CHIP

401. FLANŞDAN SU VERMELİ



Sipariş Kodu Order Code	SK Tipi SK Type	Ölçüler (Dimensions)								Ağırlık Weight (KG)
		d	A	D	D1	L	L1	L2	M	
401.07.06.50	SK40	6	50	25	-	30.9	-	36	M6x10	0.86
401.07.06.100	SK40	6	100	25	-	80.9	-	36	M6x10	1.03
401.07.06.130	SK40	6	130	25	-	110.9	-	36	M6x10	1.14
401.07.06.160	SK40	6	160	25	30.5	140.9	88	36	M6x10	1.29
401.07.06.200	SK40	6	200	25	31	180.9	120	36	M6x10	1.44

DIN 1835 B

Veldon Sıkma Cıvatası

Clamping Nuts Veldon DIN 1835 B



YP-10

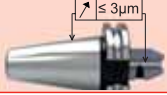


DIN 69871

DIN 6359-B

DIN 1835-B

HRC 58±2




H4

DIN 1835-B

STANDARD
G 2.5
25.000
max.
Uç1gmm

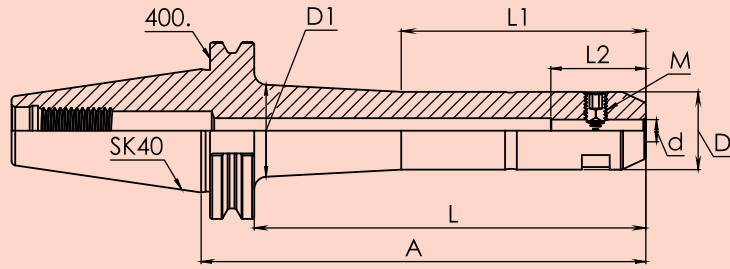
CHIP



AD/B - 401

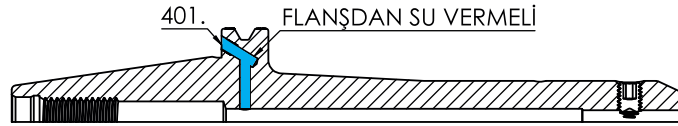


AD - 400



SK DIN 69871

Sipariş Kodu Order Code	SK Tipi SK Type	Ölçüler (Dimensions)								Ağırlık Weight (KG)
		d	A	D	D1	L	L1	L2	M	
400.07.08.50	SK40	8	50	28	-	30.9	-	40	M8x10	0.90
400.07.08.100	SK40	8	100	28	-	80.9	-	40	M8x10	1.11
400.07.08.130	SK40	8	130	28	-	110.9	-	40	M8x10	1.24
400.07.08.160	SK40	8	160	28	33.5	140.9	88	40	M8x10	1.43
400.07.08.200	SK40	8	200	28	34	180.9	120	40	M8x10	1.62



Sipariş Kodu Order Code	SK Tipi SK Type	Ölçüler (Dimensions)								Ağırlık Weight (KG)
		d	A	D	D1	L	L1	L2	M	
401.07.08.50	SK40	8	50	28	-	30.9	-	40	M8x10	0.89
401.07.08.100	SK40	8	100	28	-	80.9	-	40	M8x10	1.11
401.07.08.130	SK40	8	130	28	-	110.9	-	40	M8x10	1.24
401.07.08.160	SK40	8	160	28	33.5	140.9	88	40	M8x10	1.42
401.07.08.200	SK40	8	200	28	34	180.9	120	40	M8x10	1.61

DIN 1835 B



YP-10

Veldon Sıkma Civatası
Clamping Nuts Veldon DIN 1835 B


SK40 10 mm Veldon Tutucu 10 mm End Mill Holder



SK



AD - 400




AD/B - 401

DIN 69871

DIN 6359-B

DIN 1835-B

HRC 58±2



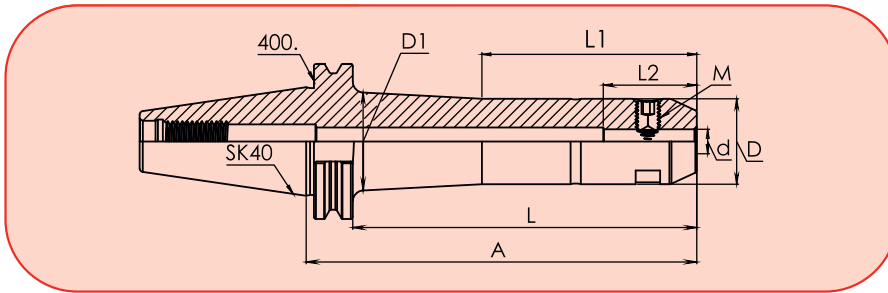
H4

DIN 1835-B



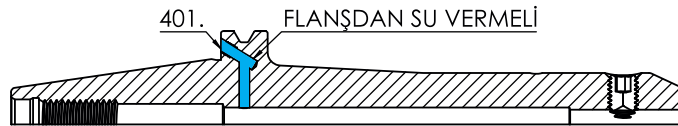
STANDARD
G 2.5
25.000
mm
Üstüçün

CHIP



SK DIN 69871

Sipariş Kodu Order Code	SK Tipi SK Type	Ölçüler (Dimensions)								Ağırlık Weight (KG)
		d	A	D	D1	L	L1	L2	M	
400.07.10.50	SK40	10	50	35	-	30.9	-	44	M10x12	0.95
400.07.10.100	SK40	10	100	35	-	80.9	-	44	M10x12	1.29
400.07.10.130	SK40	10	130	35	-	110.9	-	44	M10x12	1.49
400.07.10.160	SK40	10	160	35	40.5	140.9	88	44	M10x12	1.76
400.07.10.200	SK40	10	200	35	41	180.9	120	44	M10x12	2.05



Sipariş Kodu Order Code	SK Tipi SK Type	Ölçüler (Dimensions)								Ağırlık Weight (KG)
		d	A	D	D1	L	L1	L2	M	
401.07.10.50	SK40	10	50	35	-	30.9	-	44	M10x12	0.95
401.07.10.100	SK40	10	100	35	-	80.9	-	44	M10x12	1.29
401.07.10.130	SK40	10	130	35	-	110.9	-	44	M10x12	1.49
401.07.10.160	SK40	10	160	35	40.5	140.9	88	44	M10x12	1.76
401.07.10.200	SK40	10	200	35	41	180.9	120	44	M10x12	2.05

DIN 1835 B



YP-10

Veldon Sıkma Cıvatası

Clamping Nuts Veldon DIN 1835 B

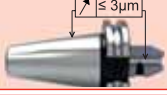
SK-15

DIN 69871

DIN 6359-B

DIN 1835-B

HRC 58±2




H4

DIN 1835-B

STANDARD
G 2.5
25.000
max.
Ul1gmm

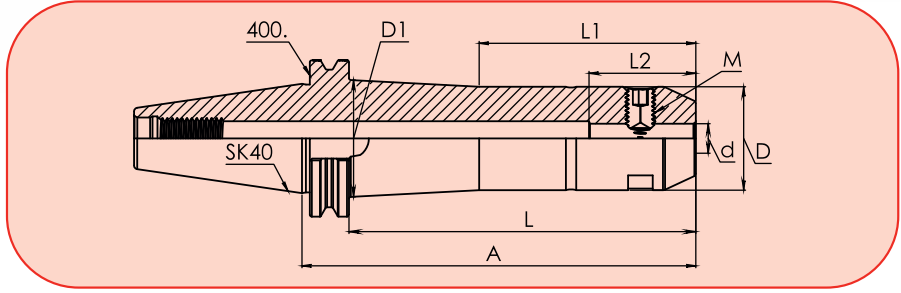
CHIP



AD/B - 401

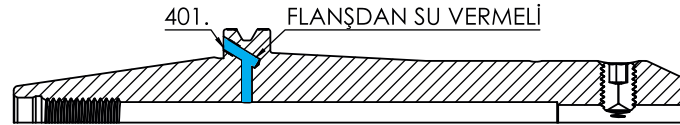


AD - 400



SK DIN 69871

Sipariş Kodu Order Code	SK Tipi SK Type	Ölçüler (Dimensions)								Ağırlık Weight (KG)
		d	A	D	D1	L	L1	L2	M	
400.07.12.50	SK40	12	50	42	-	30.9	-	51	M12x16	1.03
400.07.12.100	SK40	12	100	42	-	80.9	-	51	M12x16	1.51
400.07.12.130	SK40	12	130	42	-	110.9	-	51	M12x16	1.79
400.07.12.160	SK40	12	160	42	47.5	140.9	88	51	M12x16	2.16
400.07.12.200	SK40	12	200	42	48.5	180.9	120	51	M12x16	2.57



Sipariş Kodu Order Code	SK Tipi SK Type	Ölçüler (Dimensions)								Ağırlık Weight (KG)
		d	A	D	D1	L	L1	L2	M	
401.07.12.50	SK40	12	50	42	-	30.9	-	51	M12x16	1.02
401.07.12.100	SK40	12	100	42	-	80.9	-	51	M12x16	1.50
401.07.12.130	SK40	12	130	42	-	110.9	-	51	M12x16	1.79
401.07.12.160	SK40	12	160	42	47.5	140.9	88	51	M12x16	2.16
401.07.12.200	SK40	12	200	42	48.5	180.9	120	51	M12x16	2.57

DIN 1835 B



YP-10

Veldon Sıkma Civatası
Clamping Nuts Veldon DIN 1835 B

SK40 14 mm Veldon Tutucu 14 mm End Mill Holder



SK



AD - 400




AD/B - 401

DIN 69871

DIN 6359-B

DIN 1835-B

HRC 58±2



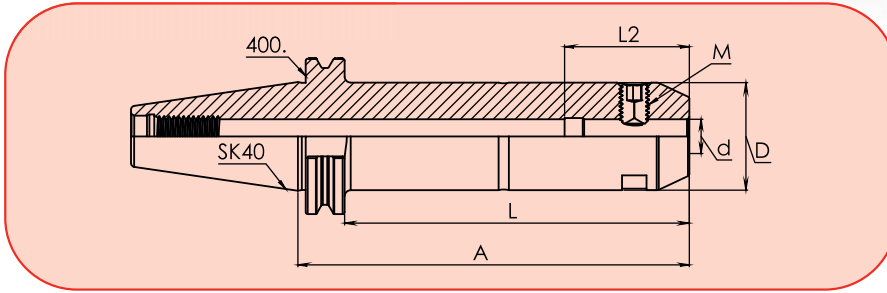
H4

DIN 1835-B



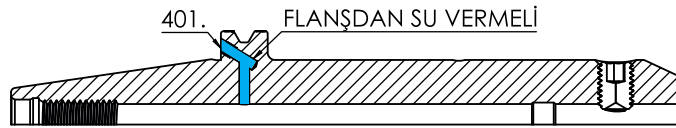
STANDARD
G 2.5
25.000
0.01gmm

CHIP



SK DIN 69871

Sipariş Kodu Order Code	SK Tipi SK Type	Ölçüler (Dimensions)						Ağırlık Weight (KG)
		d	A	D	L	L2	M	
400.07.14.50	SK40	14	50	44	30.9	51	M12x16	1.04
400.07.14.100	SK40	14	100	44	80.9	51	M12x16	1.57
400.07.14.130	SK40	14	130	44	110.9	51	M12x16	1.89
400.07.14.160	SK40	14	160	44	140.9	51	M12x16	2.21
400.07.14.200	SK40	14	200	44	180.9	51	M12x16	2.64



Sipariş Kodu Order Code	SK Tipi SK Type	Ölçüler (Dimensions)						Ağırlık Weight (KG)
		d	A	D	L	L2	M	
401.07.14.50	SK40	14	50	44	30.9	51	M12x16	1.04
401.07.14.100	SK40	14	100	44	80.9	51	M12x16	1.57
401.07.14.130	SK40	14	130	44	110.9	51	M12x16	1.89
401.07.14.160	SK40	14	160	44	140.9	51	M12x16	2.21
401.07.14.200	SK40	14	200	44	180.9	51	M12x16	2.64

DIN 1835 B



YP-10

Veldon Sıkma Cıvatası

Clamping Nuts Veldon DIN 1835 B

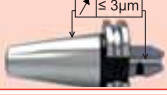


DIN 69871

DIN 6359-B

DIN 1835-B

HRC 58±2




H4

DIN 1835-B

STANDARD
G 2.5
25.000
max.
UK1gmm

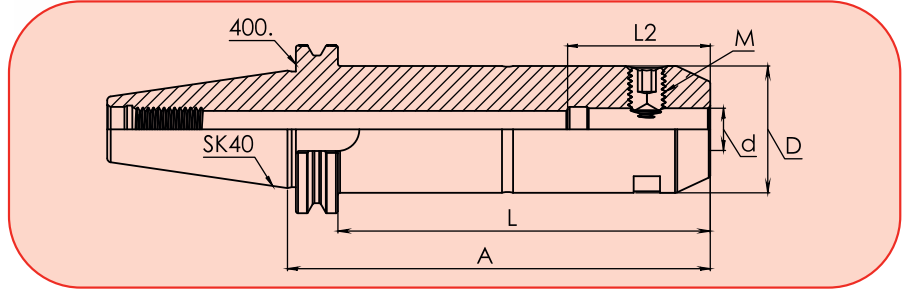
CHIP



AD/B - 401

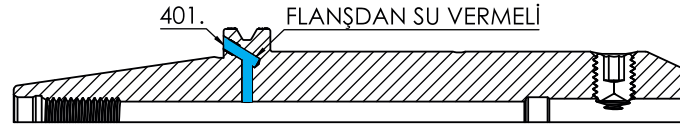


AD - 400



SK DIN 69871

Sipariş Kodu Order Code	SK Tipi SK Type	Ölçüler (Dimensions)						Ağırlık Weight (KG)
		d	A	D	L	L2	M	
400.07.16.63	SK40	16	63	48	43.9	54	M14x16	1.26
400.07.16.100	SK40	16	100	48	80.9	54	M14x16	1.74
400.07.16.130	SK40	16	130	48	110.9	54	M14x16	2.12
400.07.16.160	SK40	16	160	48	140.9	54	M14x16	2.51
400.07.16.200	SK40	16	200	48	180.9	54	M14x16	3.03



Sipariş Kodu Order Code	SK Tipi SK Type	Ölçüler (Dimensions)						Ağırlık Weight (KG)
		d	A	D	L	L2	M	
401.07.16.63	SK40	16	63	48	43.9	54	M14x16	1.26
401.07.16.100	SK40	16	100	48	80.9	54	M14x16	1.73
401.07.16.130	SK40	16	130	48	110.9	54	M14x16	2.12
401.07.16.160	SK40	16	160	48	140.9	54	M14x16	2.51
401.07.16.200	SK40	16	200	48	180.9	54	M14x16	3.02

DIN 1835 B




YP-10

Veldon Sıkma Cıvatası
Clamping Nuts Veldon DIN 1835 B

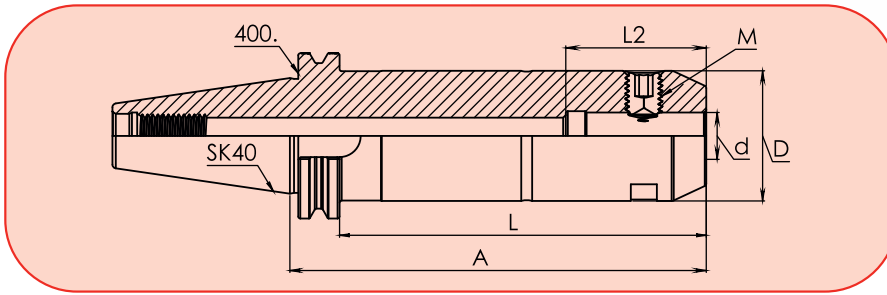
SK40 18 mm Veldon Tutucu 18 mm End Mill Holder



AD - 400

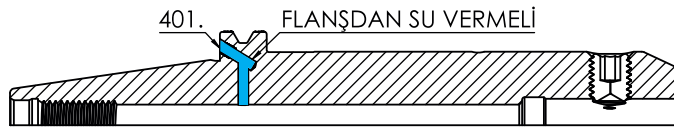
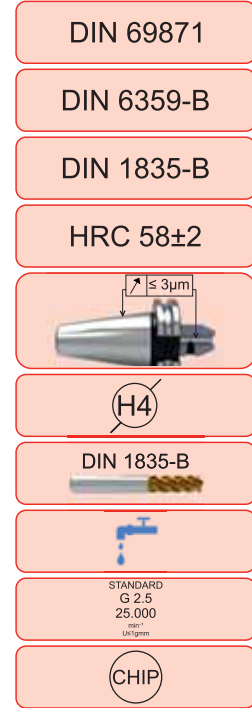


AD/B - 401



SK DIN 69871

Sipariş Kodu Order Code	SK Tipi SK Type	Ölçüler (Dimensions)						Ağırlık Weight (KG)
		d	A	D	L	L2	M	
400.07.18.63	SK40	18	63	50	43.9	54	M14x16	1.28
400.07.18.100	SK40	18	100	50	80.9	54	M14x16	1.81
400.07.18.130	SK40	18	130	50	110.9	54	M14x16	2.23
400.07.18.160	SK40	18	160	50	140.9	54	M14x16	2.65
400.07.18.200	SK40	18	200	50	180.9	54	M14x16	3.22



Sipariş Kodu Order Code	SK Tipi SK Type	Ölçüler (Dimensions)						Ağırlık Weight (KG)
		d	A	D	L	L2	M	
401.07.18.63	SK40	18	63	50	43.9	54	M14x16	1.28
401.07.18.100	SK40	18	100	50	80.9	54	M14x16	1.80
401.07.18.130	SK40	18	130	50	110.9	54	M14x16	2.22
401.07.18.160	SK40	18	160	50	140.9	54	M14x16	2.65
401.07.18.200	SK40	18	200	50	180.9	54	M14x16	3.21

DIN 1835 B



YP-10

Veldon Sıkma Cıvatası

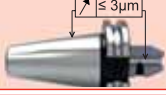
Clamping Nuts Veldon DIN 1835 B

DIN 69871

DIN 6359-B

DIN 1835-B

HRC 58±2




H4

DIN 1835-B

STANDARD
G 2.5
25.000
max.
U11gmm

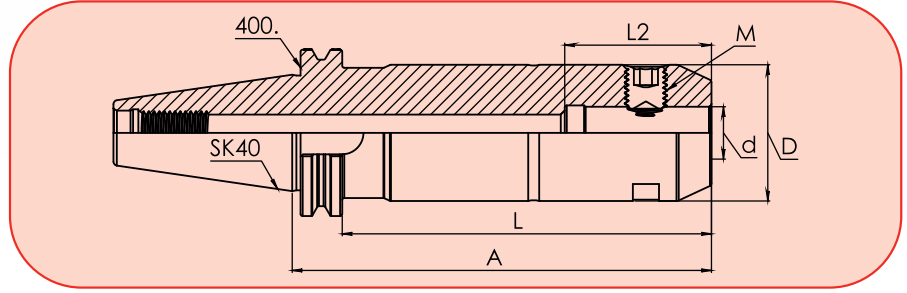
CHIP



AD/B - 401

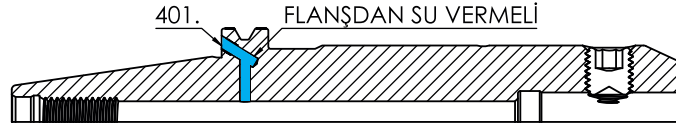


AD - 400



SK DIN 69871

Sipariş Kodu Order Code	SK Tipi SK Type	Ölçüler (Dimensions)						Ağırlık Weight (KG)
		d	A	D	L	L2	M	
400.07.20.63	SK40	20	63	52	43.9	56	M16x16	1.27
400.07.20.100	SK40	20	100	52	80.9	56	M16x16	1.85
400.07.20.130	SK40	20	130	52	110.9	56	M16x16	2.31
400.07.20.160	SK40	20	160	52	140.9	56	M16x16	2.78
400.07.20.200	SK40	20	200	52	180.9	56	M16x16	3.39



Sipariş Kodu Order Code	SK Tipi SK Type	Ölçüler (Dimensions)						Ağırlık Weight (KG)
		d	A	D	L	L2	M	
401.07.20.63	SK40	20	63	52	43.9	56	M16x16	1.26
401.07.20.100	SK40	20	100	52	80.9	56	M16x16	1.85
401.07.20.130	SK40	20	130	52	110.9	56	M16x16	2.31
401.07.20.160	SK40	20	160	52	140.9	56	M16x16	2.77
401.07.20.200	SK40	20	200	52	180.9	56	M16x16	3.39

DIN 1835 B



YP-10

Veldon Sıkma Civatası
Clamping Nuts Veldon DIN 1835 B


SK40 25 mm Veldon Tutucu 25 mm End Mill Holder



SK



AD - 400




AD/B - 401

DIN 69871

DIN 6359-B

DIN 1835-B

HRC 58±2

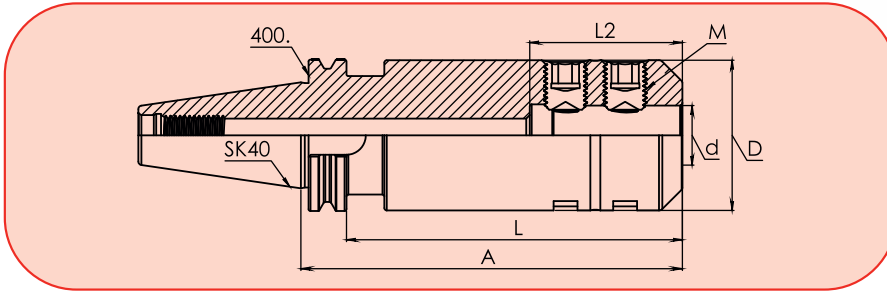


DIN 1835-B



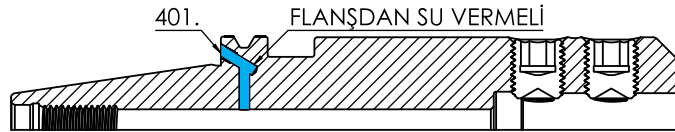
STANDARD
G 2.5
25.000
mm
Üçgen

CHIP



SK DIN 69871

Sipariş Kodu Order Code	SK Tipi SK Type	Ölçüler (Dimensions)						Ağırlık Weight (KG)
		d	A	D	L	L2	M	
400.07.25.57	SK40	25	57	50	37.9	64	M12x12	1.05
400.07.25.100	SK40	25	100	63	80.9	64	M18x20	2.23
400.07.25.130	SK40	25	130	63	110.9	64	M18x20	2.92
400.07.25.160	SK40	25	160	63	140.9	64	M18x20	3.62
400.07.25.200	SK40	25	200	63	180.9	64	M18x20	4.54



Sipariş Kodu Order Code	SK Tipi SK Type	Ölçüler (Dimensions)						Ağırlık Weight (KG)
		d	A	D	L	L2	M	
401.07.25.57	SK40	25	57	50	37.9	64	M12x12	1.05
401.07.25.100	SK40	25	100	63	80.9	64	M18x20	2.23
401.07.25.130	SK40	25	130	63	110.9	64	M18x20	2.92
401.07.25.160	SK40	25	160	63	140.9	64	M18x20	3.61
401.07.25.200	SK40	25	200	63	180.9	64	M18x20	4.54

DIN 1835 B



YP-10

Veldon Sıkma Cıvatası

Clamping Nuts Veldon DIN 1835 B

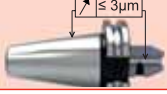


DIN 69871

DIN 6359-B

DIN 1835-B

HRC 58±2




H4

DIN 1835-B

STANDARD
G 2.5
25.000
mm
UK1gmm

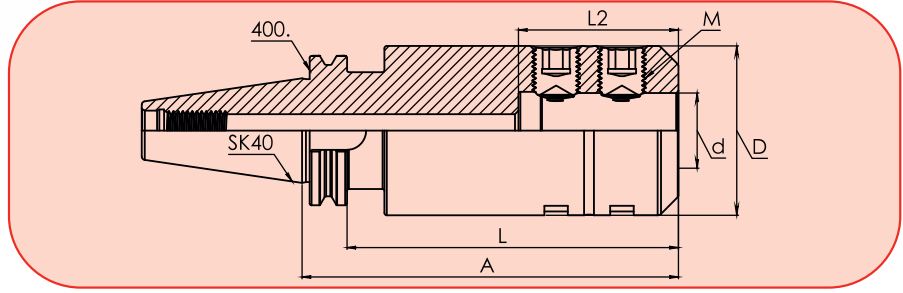
CHIP



AD/B - 401

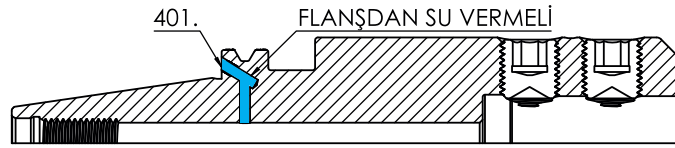


AD - 400



SK DIN 69871

Sipariş Kodu Order Code	SK Tipi SK Type	Ölçüler (Dimensions)						Ağırlık Weight (KG)
		d	A	D	L	L2	M	
400.07.32.100	SK40	32	100	72	80.9	68	M20x20	2.54
400.07.32.130	SK40	32	130	72	110.9	68	M20x20	3.45
400.07.32.160	SK40	32	160	72	140.9	68	M20x20	4.37



Sipariş Kodu Order Code	SK Tipi SK Type	Ölçüler (Dimensions)						Ağırlık Weight (KG)
		d	A	D	L	L2	M	
401.07.32.100	SK40	32	100	72	80.9	68	M20x20	2.53
401.07.32.130	SK40	32	130	72	110.9	68	M20x20	3.45
401.07.32.160	SK40	32	160	72	140.9	68	M20x20	4.36

DIN 1835 B



YP-10

Veldon Sıkma Cıvatası

Clamping Nuts Veldon DIN 1835 B


SK40 40 mm Veldon Tutucu 40 mm End Mill Holder



SK



AD - 400




AD/B - 401

DIN 69871

DIN 6359-B

DIN 1835-B

HRC 58±2



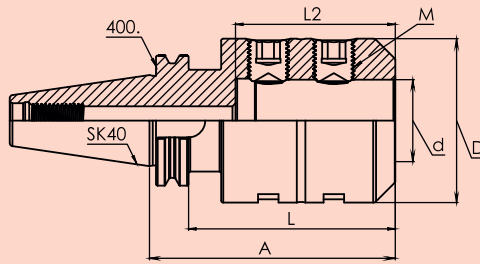
H4

DIN 1835-B



STANDARD
G 2.5
25.000
0.01mm

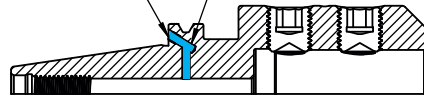
CHIP



SK DIN 69871

Sipariş Kodu Order Code	SK Tipi SK Type	Ölçüler (Dimensions)						Ağırlık Weight (KG)
		d	A	D	L	L2	M	
400.07.40.120	SK40	40	120	78	100.9	78	M20x20	3.27

401. FLANŞDAN SU VERMELİ



Sipariş Kodu Order Code	SK Tipi SK Type	Ölçüler (Dimensions)						Ağırlık Weight (KG)
		d	A	D	L	L2	M	
401.07.40.120	SK40	40	120	78	100.9	78	M20x20	3.27

DIN 1835 B



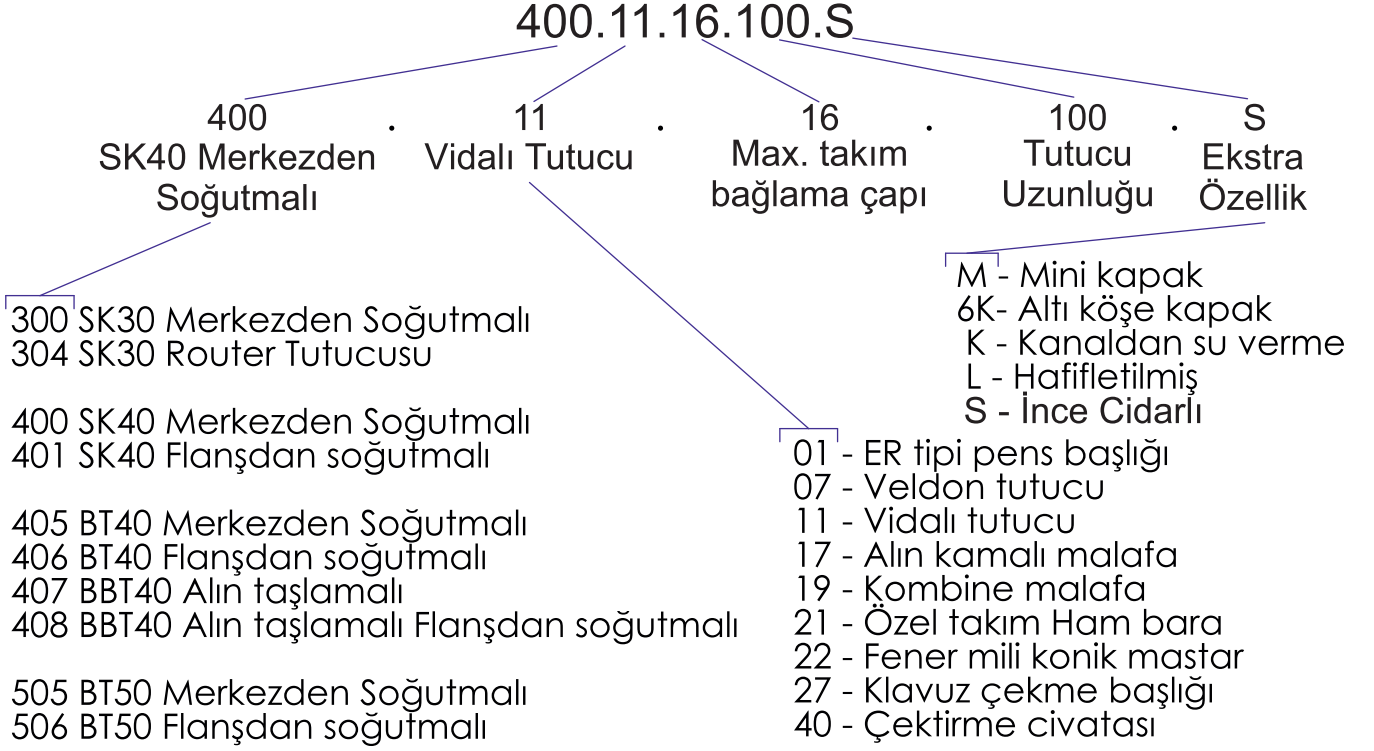
YP-10

Veldon Sıkma Cıvatası

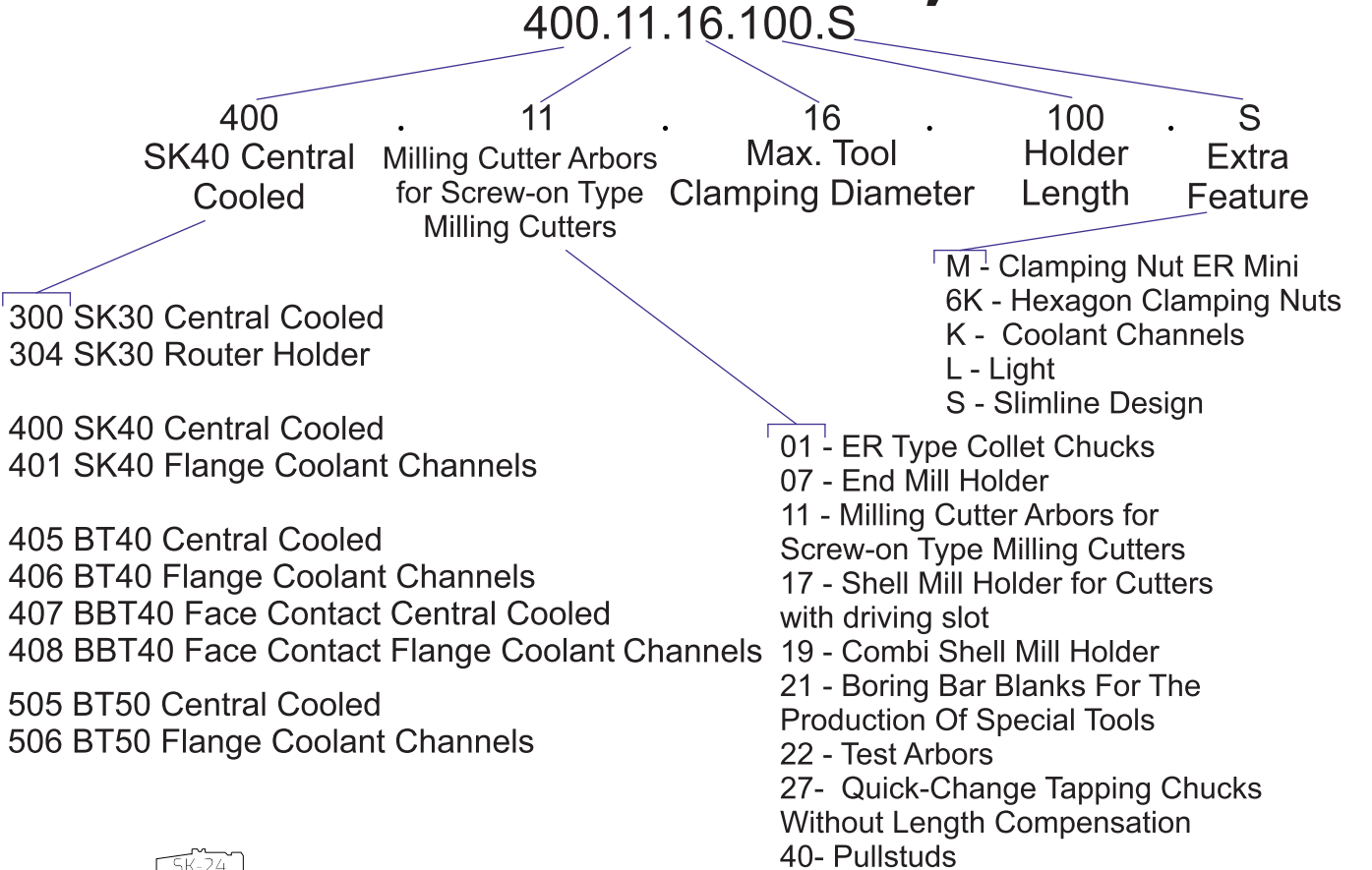
Clamping Nuts Veldon DIN 1835 B



TEKOMA Sipariş Kodu Sistemi



TEKOMA Order Code System




SK40 8 Metrik Vidalı Takım Tutucu

8 Metric Arbors For Screw-in Cutters

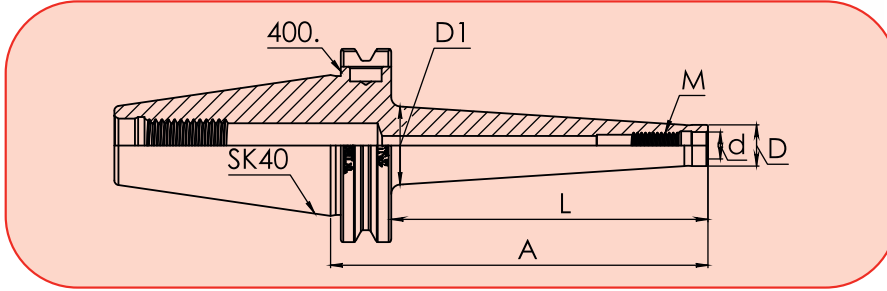
TR **TEKOMA**[®]
HASSAS TUTUCU TAKIMLARI
www.tekoma.com.tr



AD - 400



AD/B - 401

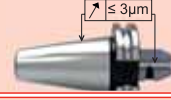


SK DIN 69871

Sipariş Kodu Order Code	SK Tipi SK Type	Ölçüler (Dimensions)						Ağırlık Weight (KG)
		M	A	L	d	D	D1	
400.11.08.44	SK40	M8	44	24.9	8.5	13	15	0.79
400.11.08.69	SK40	M8	69	49.9	8.5	13	22.5	0.85
400.11.08.94	SK40	M8	94	74.9	8.5	13	23	0.89
400.11.08.119	SK40	M8	119	99.9	8.5	13	25	0.96

DIN 69871

HRC 58±2



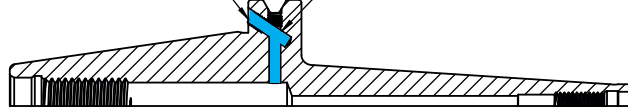
H5



STANDARD
G 2.5
25.000
min-1
Ust1gmm

CHIP

401. FLANŞDAN SU VERMELİ



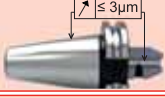
Sipariş Kodu Order Code	SK Tipi SK Type	Ölçüler (Dimensions)						Ağırlık Weight (KG)
		M	A	L	d	D	D1	
401.11.08.44	SK40	M8	44	24.9	8.5	13	15	0.78
401.11.08.69	SK40	M8	69	49.9	8.5	13	22.5	0.84
401.11.08.94	SK40	M8	94	74.9	8.5	13	23	0.89
401.11.08.119	SK40	M8	119	99.9	8.5	13	25	0.96

SK-25

SK

DIN 69871

HRC 58±2



H5



STANDARD
G 2.5
25.000
min⁻¹
Us/1gmin

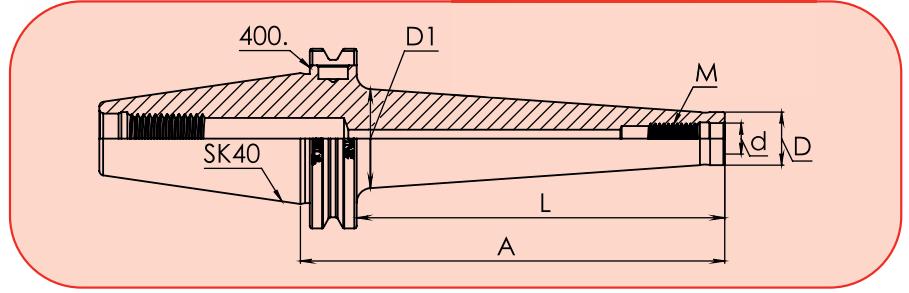
CHIP



AD/B - 401



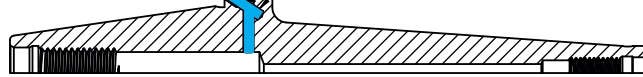
AD - 400



SK DIN 69871

Sipariş Kodu Order Code	SK Tipi SK Type	Ölçüler (Dimensions)						Ağırlık Weight (KG)
		M	A	L	d	D	D1	
400.11.10.24	SK40	M10	24	4.9	10.5	18	-	0.79
400.11.10.44	SK40	M10	44	24.9	10.5	18	20	0.81
400.11.10.69	SK40	M10	69	49.9	10.5	18	22.5	0.87
400.11.10.94	SK40	M10	94	74.9	10.5	18	27.5	0.98
400.11.10.119	SK40	M10	119	99.9	10.5	18	32	1.12
400.11.10.144	SK40	M10	144	124.9	10.5	18	33.5	1.25
400.11.10.169	SK40	M10	169	149.9	10.5	18	36	1.41

401. FLANŞDAN SU VERMELİ




Sipariş Kodu Order Code	SK Tipi SK Type	Ölçüler (Dimensions)						Ağırlık Weight (KG)
		M	A	L	d	D	D1	
401.11.10.24	SK40	M10	24	4.9	10.5	18	-	0.78
401.11.10.44	SK40	M10	44	24.9	10.5	18	20	0.80
401.11.10.69	SK40	M10	69	49.9	10.5	18	22.5	0.87
401.11.10.94	SK40	M10	94	74.9	10.5	18	27.5	0.97
401.11.10.119	SK40	M10	119	99.9	10.5	18	32	1.11
401.11.10.144	SK40	M10	144	124.9	10.5	18	33.5	1.25
401.11.10.169	SK40	M10	169	149.9	10.5	18	36	1.41

SK40 12 Metrik Vidalı Takım Tutucu

12 Metric Arbors For Screw-in Cutters

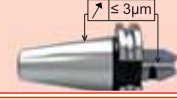
TEKOMA®
HASSAS TUTUCU TAKIMLARI
www.tekoma.com.tr

SK



DIN 69871

HRC 58±2

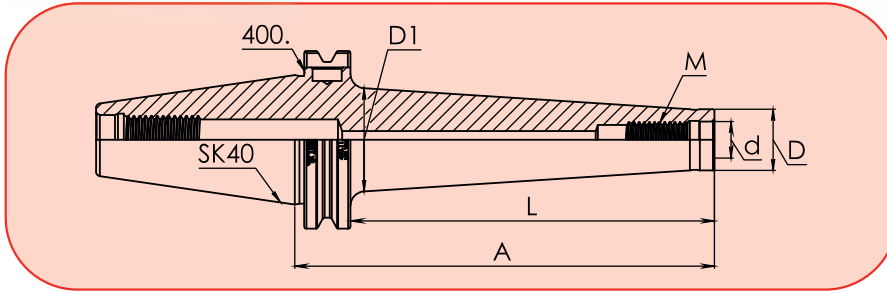


H5



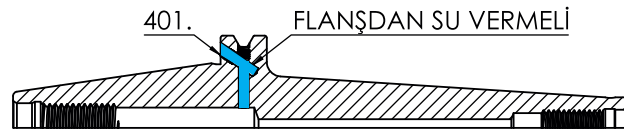
STANDARD
G 2.5
25.000
min+
Us1gmm

CHIP



SK DIN 69871

Sipariş Kodu Order Code	SK Tipi SK Type	Ölçüler (Dimensions)						Ağırlık Weight (KG)
		M	A	L	d	D	D1	
400.11.12.24	SK40	M12	24	4.9	12.5	21	-	0.79
400.11.12.44	SK40	M12	44	24.9	12.5	21	24	0.82
400.11.12.69	SK40	M12	69	49.9	12.5	21	24	0.88
400.11.12.94	SK40	M12	94	74.9	12.5	21	31	1.03
400.11.12.119	SK40	M12	119	99.9	12.5	21	33	1.16
400.11.12.144	SK40	M12	144	124.9	12.5	21	35.5	1.34
400.11.12.169	SK40	M12	169	149.9	12.5	21	39.5	1.57

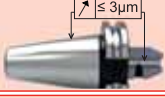


Sipariş Kodu Order Code	SK Tipi SK Type	Ölçüler (Dimensions)						Ağırlık Weight (KG)
		M	A	L	d	D	D1	
401.11.12.24	SK40	M12	24	4.9	12.5	21	-	0.78
401.11.12.44	SK40	M12	44	24.9	12.5	21	24	0.82
401.11.12.69	SK40	M12	69	49.9	12.5	21	24	0.89
401.11.12.94	SK40	M12	94	74.9	12.5	21	31	1.03
401.11.12.119	SK40	M12	119	99.9	12.5	21	33	1.16
401.11.12.144	SK40	M12	144	124.9	12.5	21	35.5	1.33
401.11.12.169	SK40	M12	169	149.9	12.5	21	39.5	1.57

SK-27

DIN 69871

HRC 58±2



H5



STANDARD
G 2.5
25.000
min⁻¹
Us/1gmin

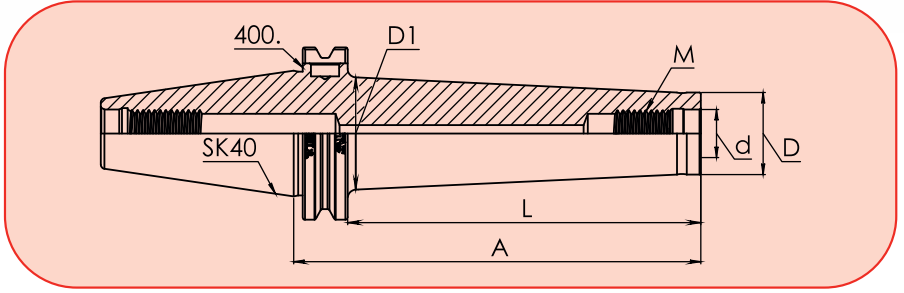
CHIP



AD/B - 401



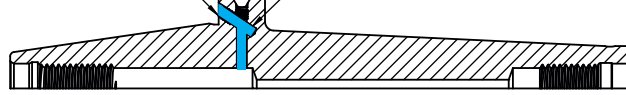
AD - 400



SK DIN 69871

Sipariş Kodu Order Code	SK Tipi SK Type	Ölçüler (Dimensions)						Ağırlık Weight (KG)
		M	A	L	d	D	D1	
400.11.16.24	SK40	M16	24	4.9	17	29	-	0.77
400.11.16.44	SK40	M16	44	24.9	17	29	-	0.85
400.11.16.69	SK40	M16	69	49.9	17	29	34	1.00
400.11.16.94	SK40	M16	94	74.9	17	29	34	1.15
400.11.16.119	SK40	M16	119	99.9	17	29	36	1.33
400.11.16.144	SK40	M16	144	124.9	17	29	40	1.59
400.11.16.169	SK40	M16	169	149.9	17	29	42.5	1.85

401. FLANŞDAN SU VERMELİ



Sipariş Kodu Order Code	SK Tipi SK Type	Ölçüler (Dimensions)						Ağırlık Weight (KG)
		M	A	L	d	D	D1	
401.11.16.24	SK40	M16	24	4.9	17	29	-	0.77
401.11.16.44	SK40	M16	44	24.9	17	29	-	0.85
401.11.16.69	SK40	M16	69	49.9	17	29	34	0.99
401.11.16.94	SK40	M16	94	74.9	17	29	34	1.15
401.11.16.119	SK40	M16	119	99.9	17	29	36	1.33
401.11.16.144	SK40	M16	144	124.9	17	29	40	1.59
401.11.16.169	SK40	M16	169	149.9	17	29	42.5	1.84

SK40 12 Metrik Vidalı Takım Tutucu İnce Cidarlı

12 Metric Milling arbors for screw-in cutters,
slimline desing

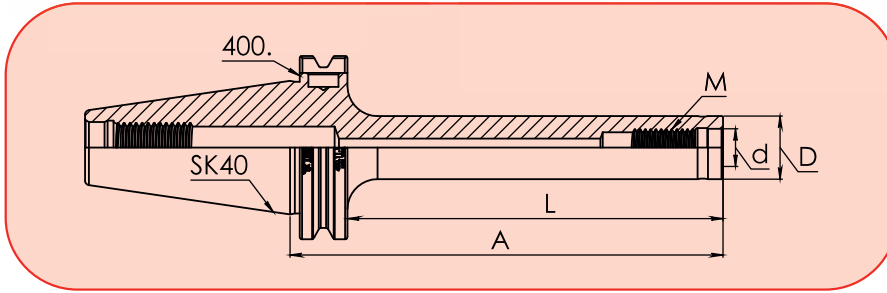
TR **TEKOMA**[®]
HASSAS TUTUCU TAKIMLARI
www.tekoma.com.tr



AD - 400



AD/B - 401




SK DIN 69871

Sipariş Kodu Order Code	SK Tipi SK Type	Ölçüler (Dimensions)						Ağırlık Weight (KG)
		M	A	L	d	D	D1	
400.11.12.119.5	SK40	M12	119	99.9	12.5	21	-	1.01
400.11.12.144.5	SK40	M12	144	124.9	12.5	21	-	1.07
400.11.12.169.5	SK40	M12	169	149.9	12.5	21	-	1.13

DIN 69871

HRC 58±2



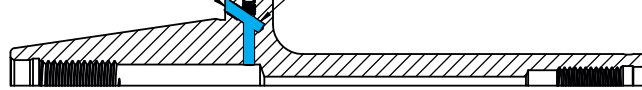
H5



STANDARD
G 2.5
25.000
min-1
Us1gmm

CHIP

401. FLANŞDAN SU VERMELİ



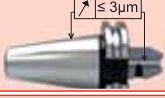
Sipariş Kodu Order Code	SK Tipi SK Type	Ölçüler (Dimensions)						Ağırlık Weight (KG)
		M	A	L	d	D	D1	
401.11.12.119.5	SK40	M12	119	99.9	12.5	21	-	1.00
401.11.12.144.5	SK40	M12	144	124.9	12.5	21	-	1.06
401.11.12.169.5	SK40	M12	169	149.9	12.5	21	-	1.12

TEKOMA® 16 Metrik Vidalı Takım Tutucu İnce Cidarlı SK40

HASSAS TUTUCU TAKIMLARI 16 Metric Milling arbors for screw-in cutters,
www.tekoma.com.tr slimline desing

DIN 69871

HRC 58±2



H5



STANDARD
G 2.5
25.000
min⁻¹
Uz/1gmm

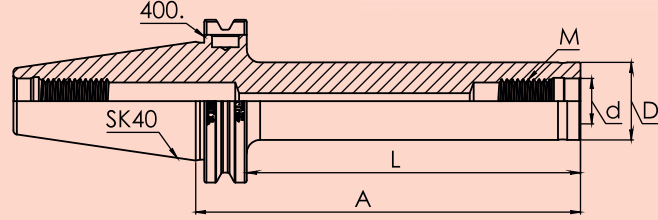
CHIP



AD - 400



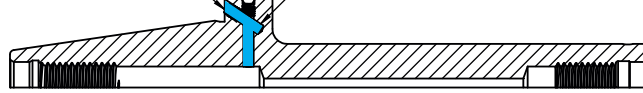
AD/B - 401



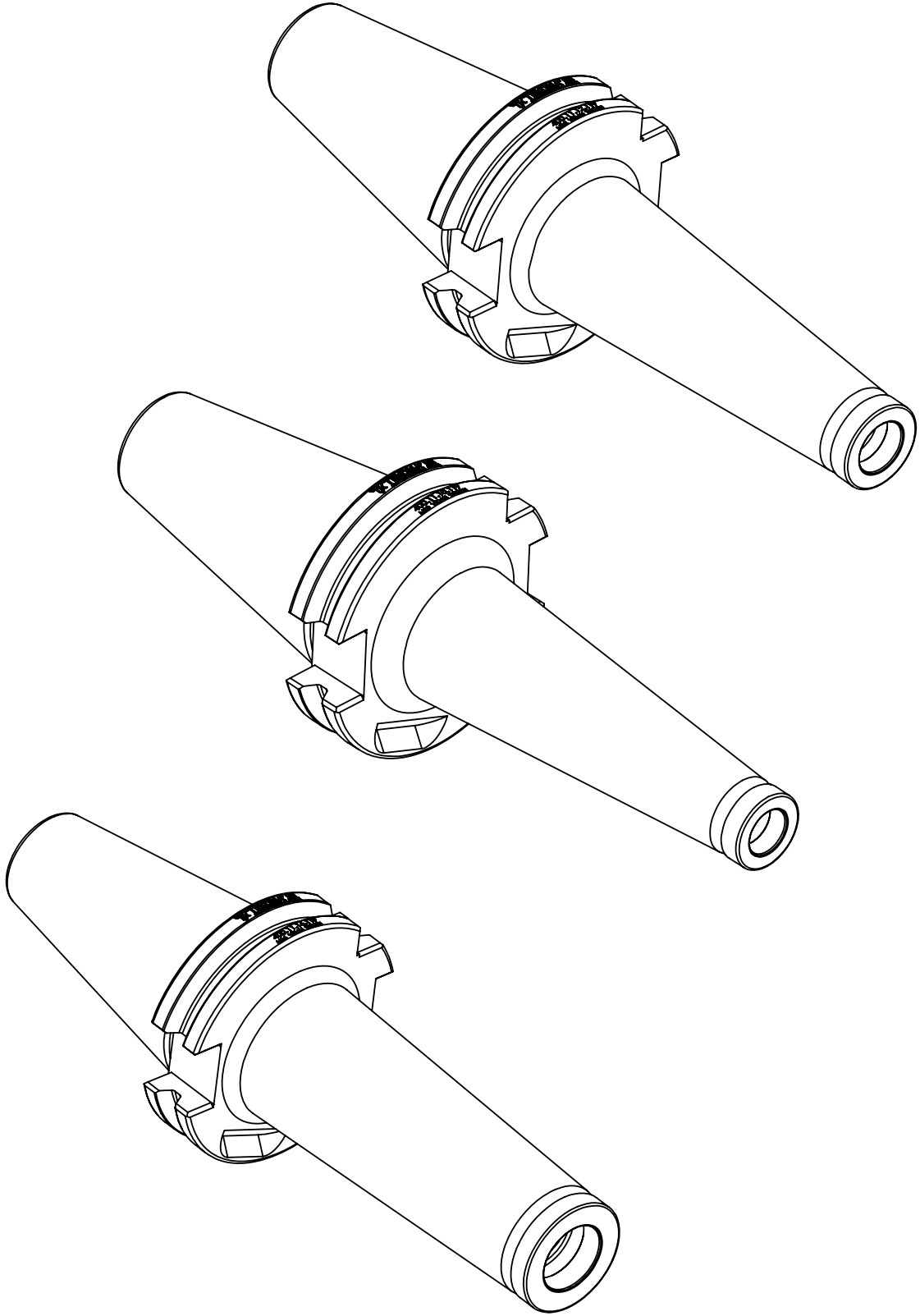
SK DIN 69871

Sipariş Kodu Order Code	SK Tipi SK Type	Ölçüler (Dimensions)						Ağırlık Weight (KG)
		M	A	L	d	D	D1	
400.11.16.119.5	SK40	M16	119	99.9	17	29	-	1.21
400.11.16.144.5	SK40	M16	144	124.9	17	29	-	1.34
400.11.16.169.5	SK40	M16	169	149.9	17	29	-	1.46

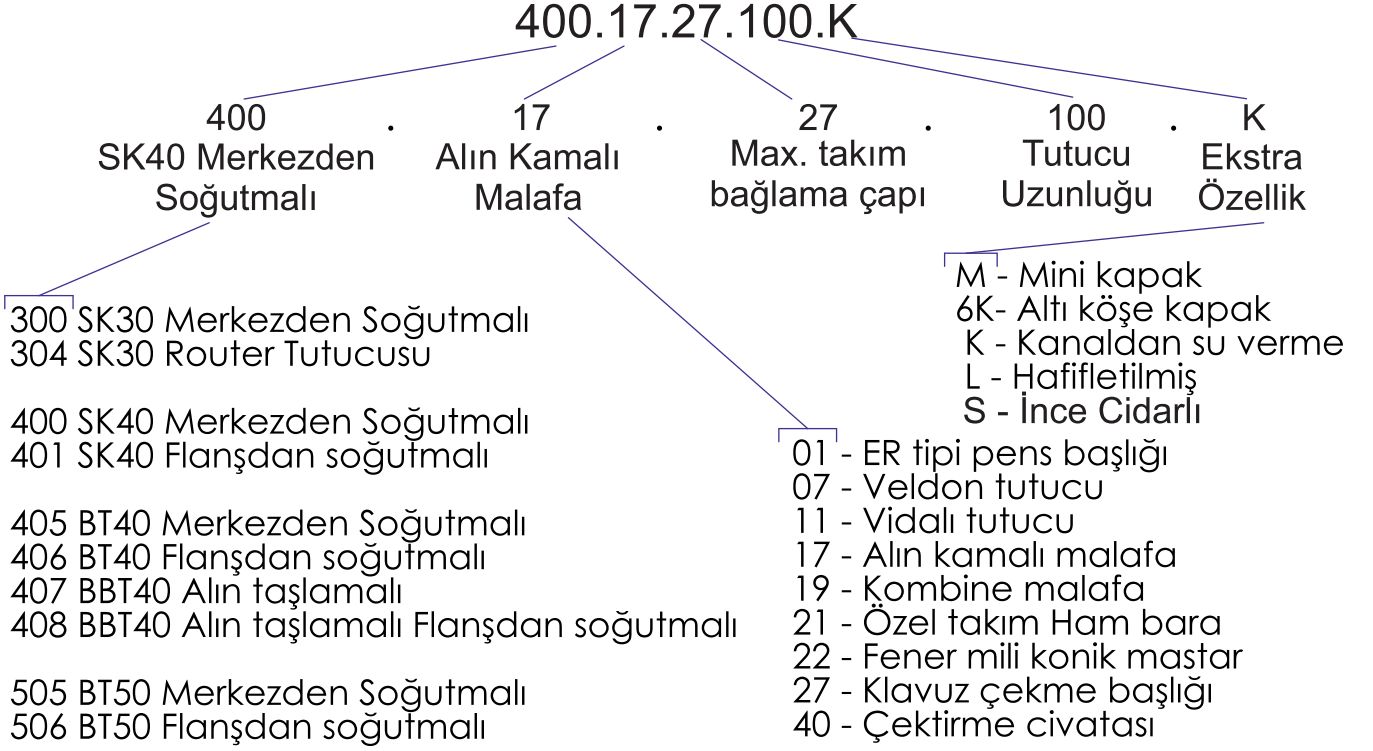
401. FLANŞDAN SU VERMELİ



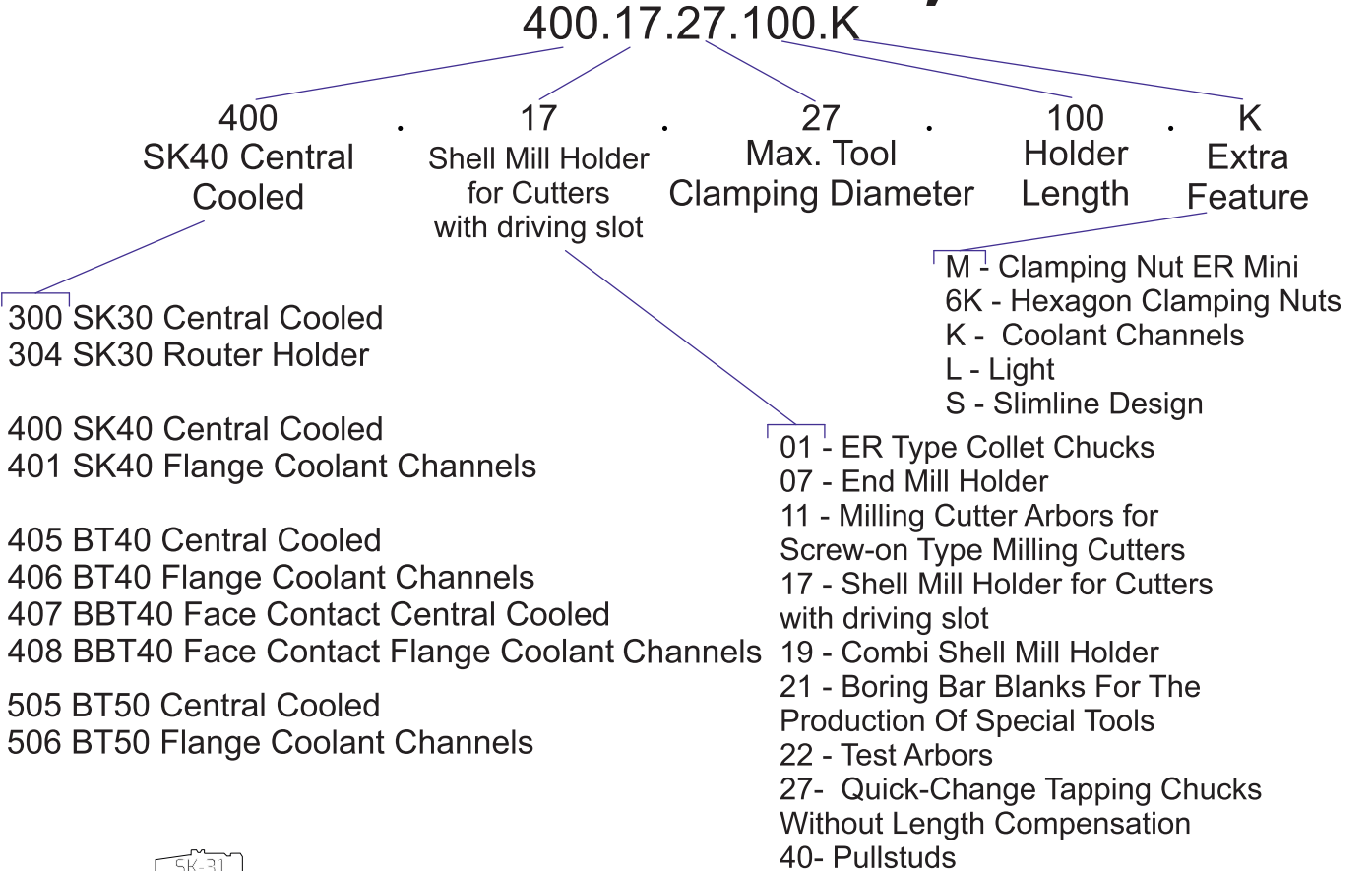
Sipariş Kodu Order Code	SK Tipi SK Type	Ölçüler (Dimensions)						Ağırlık Weight (KG)
		M	A	L	d	D	D1	
401.11.16.119.5	SK40	M16	119	99.9	17	29	-	1.21
401.11.16.144.5	SK40	M16	144	124.9	17	29	-	1.33
401.11.16.169.5	SK40	M16	169	149.9	17	29	-	1.46



TEKOMA Sipariş Kodu Sistemi



TEKOMA Order Code System



SK40 16 mm Alın Kamalı Malafa

16 mm Shell Mill Holder For Cutters With Driving Slot


TR **TEKOMA**[®]

HASSAS TUTUCU TAKIMLARI

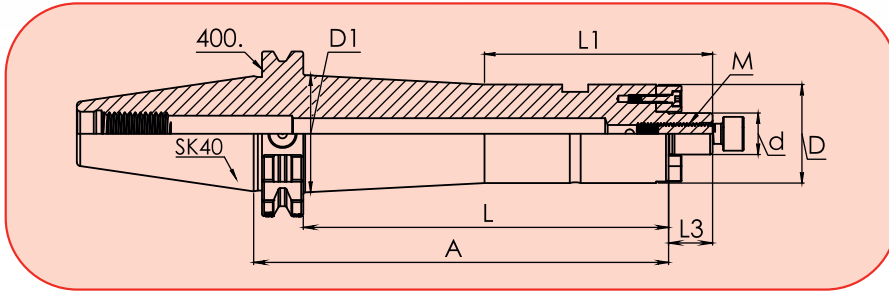
www.tekoma.com.tr



AD - 400



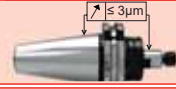
AD/B - 401



DIN 69871

ISO 3937-2

HRC 58±2



h6



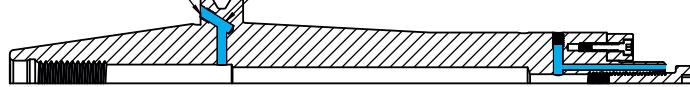
STANDARD
G 2.5
25.000
min¹
Us1gmm

CHIP

SK DIN 69871

Sipariş Kodu Order Code	SK Tipi SK Type	Ölçüler (Dimensions)								Ağırlık Weight (KG)
		d	A	D	D1	L	L1	L3	M	
400.17.16.35	SK40	16	35	38	-	15.9	-	17	M8x25	0.94
400.17.16.60	SK40	16	60	38	-	40.9	-	17	M8x25	1.14
400.17.16.100	SK40	16	100	38	-	80.9	-	17	M8x25	1.46
400.17.16.130	SK40	16	130	38	-	110.9	-	17	M8x25	1.70
400.17.16.160	SK40	16	160	38	45.5	140.9	88	17	M8x25	2.06
400.17.16.200	SK40	16	200	38	46.5	180.9	120	17	M8x25	2.47

401. FLANŞDAN SU VERMELİ



Sipariş Kodu Order Code	SK Tipi SK Type	Ölçüler (Dimensions)								Ağırlık Weight (KG)
		d	A	D	D1	L	L1	L3	M	
401.17.16.35	SK40	16	35	38	-	15.9	-	17	M8x25	0.94
401.17.16.60	SK40	16	60	38	-	40.9	-	17	M8x25	1.14
401.17.16.100	SK40	16	100	38	-	80.9	-	17	M8x25	1.46
401.17.16.130	SK40	16	130	38	-	110.9	-	17	M8x25	1.69
401.17.16.160	SK40	16	160	38	45.5	140.9	88	17	M8x25	2.06
401.17.16.200	SK40	16	200	38	46.5	180.9	120	17	M8x25	2.47



Kamalı Vida
Drive Key



Vida
Drawn in Bolt

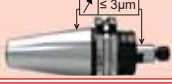
SK-32

SK

DIN 69871

ISO 3937-2


HRC 58±2



h6



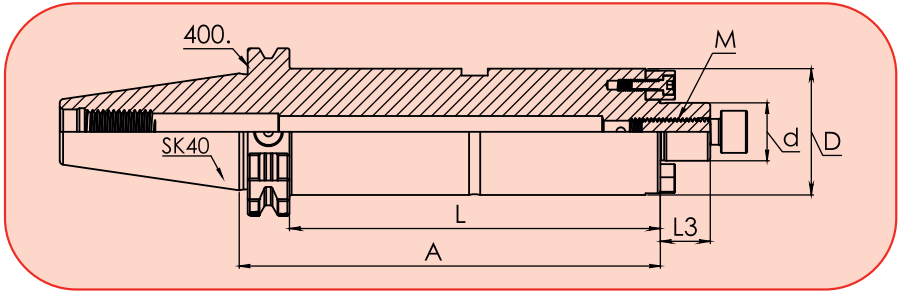
STANDARD
G 2.5
25.000
min**
US1gmm



AD/B - 401



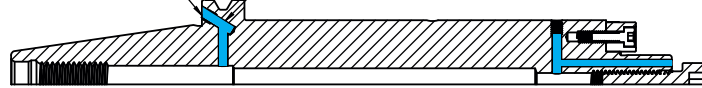
AD - 400



SK DIN 69871

Sipariş Kodu Order Code	SK Tipi SK Type	Ölçüler (Dimensions)						Ağırlık Weight (KG)
		d	A	D	L	L3	M	
400.17.22.35	SK40	22	35	48	15.9	19	M10x30	1.05
400.17.22.60	SK40	22	60	48	40.9	19	M10x30	1.38
400.17.22.100	SK40	22	100	48	80.9	19	M10x30	1.91
400.17.22.130	SK40	22	130	48	110.9	19	M10x30	2.31
400.17.22.160	SK40	22	160	48	140.9	19	M10x30	2.71
400.17.22.200	SK40	22	200	48	180.9	19	M10x30	3.24

401. FLANŞDAN SU VERMELİ



Sipariş Kodu Order Code	SK Tipi SK Type	Ölçüler (Dimensions)						Ağırlık Weight (KG)
		d	A	D	L	L3	M	
401.17.22.35	SK40	22	35	48	15.9	19	M10x30	1.05
401.17.22.60	SK40	22	60	48	40.9	19	M10x30	1.38
401.17.22.100	SK40	22	100	48	80.9	19	M10x30	1.91
401.17.22.130	SK40	22	130	48	110.9	19	M10x30	2.30
401.17.22.160	SK40	22	160	48	140.9	19	M10x30	2.70
401.17.22.200	SK40	22	200	48	180.9	19	M10x30	3.24



Kamalı Vida
Drive Key

YP-9



Vida
Drawn in Bolt

YP-9

SK40 27 mm Alın Kamalı Malafa

27 mm Shell Mill Holder For Cutters With Driving Slot




HASSAS TUTUCU TAKIMLARI

www.tekoma.com.tr



AD - 400

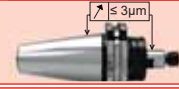


AD/B - 401

DIN 69871

ISO 3937-2

HRC 58±2

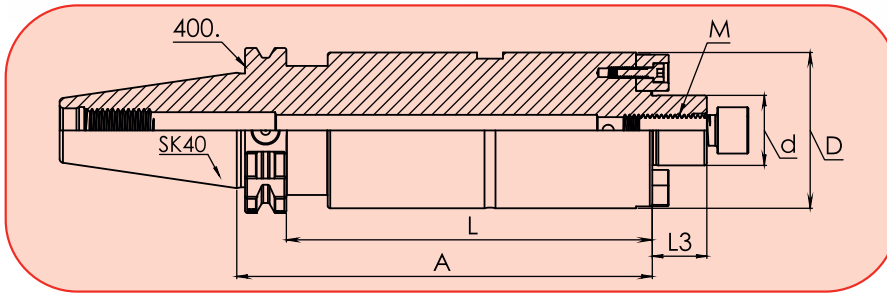


h6



STANDARD
G 2.5
25.000
min¹
Us1gmm

CHIP



SK DIN 69871

Sipariş Kodu Order Code	SK Tipi SK Type	Ölçüler (Dimensions)						Ağırlık Weight (KG)
		d	A	D	L	L3	M	
400.17.27.45	SK40	27	45	60	25.9	21	M12x30	1.32
400.17.27.100	SK40	27	100	60	80.9	21	M12x30	2.48
400.17.27.130	SK40	27	130	60	110.9	21	M12x30	3.12
400.17.27.160	SK40	27	160	60	140.9	21	M12x30	3.75
400.17.27.200	SK40	27	200	60	180.9	21	M12x30	4.60



Sipariş Kodu Order Code	SK Tipi SK Type	Ölçüler (Dimensions)						Ağırlık Weight (KG)
		d	A	D	L	L3	M	
401.17.27.45	SK40	27	45	60	25.9	21	M12x30	1.32
401.17.27.100	SK40	27	100	60	80.9	21	M12x30	2.48
401.17.27.130	SK40	27	130	60	110.9	21	M12x30	3.12
401.17.27.160	SK40	27	160	60	140.9	21	M12x30	3.75
401.17.27.200	SK40	27	200	60	180.9	21	M12x30	4.59



Kamalı Vida
Drive Key



Vida
Drawn in Bolt

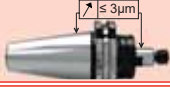
SK-34

SK

DIN 69871

ISO 3937-2

HRC 58±2




h6



STANDARD
G 2.5
25.000
min⁺
Us1gmm

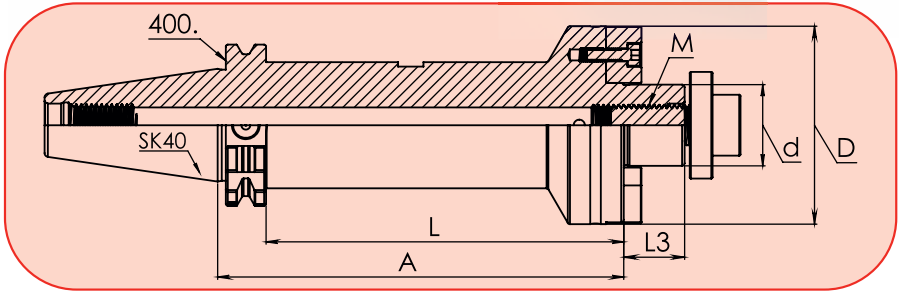
CHIP



AD/B - 401



AD - 400



SK DIN 69871

Sipariş Kodu Order Code	SK Tipi SK Type	Ölçüler (Dimensions)						Ağırlık Weight (KG)
		d	A	D	L	L3	M	
400.17.32.50	SK40	32	50	78	30.9	24	M16x35	1.74
400.17.32.100	SK40	32	100	78	80.9	24	M16x35	2.67
400.17.32.130	SK40	32	130	78	110.9	24	M16x35	3.09
400.17.32.160	SK40	32	160	78	140.9	24	M16x35	3.51
400.17.32.200	SK40	32	200	78	180.9	24	M16x35	4.06



Sipariş Kodu Order Code	SK Tipi SK Type	Ölçüler (Dimensions)						Ağırlık Weight (KG)
		d	A	D	L	L3	M	
401.17.32.50	SK40	32	50	78	30.9	24	M16x35	1.74
401.17.32.100	SK40	32	100	78	80.9	24	M16x35	2.67
401.17.32.130	SK40	32	130	78	110.9	24	M16x35	3.09
401.17.32.160	SK40	32	160	78	140.9	24	M16x35	3.50
401.17.32.200	SK40	32	200	78	180.9	24	M16x35	4.06

SK-35



Kamalı Vida
Drive Key

YP-9



Vida
Drawn in Bolt

YP-9

SK40 40 mm Alın Kamalı Malafa

40mm Shell Mill Holder For Cutters With Driving Slot


TR **TEKOMA**[®]

HASSAS TUTUCU TAKIMLARI

www.tekoma.com.tr



AD - 400

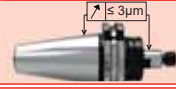


AD/B - 401

DIN 69871

ISO 3937-2

HRC 58±2

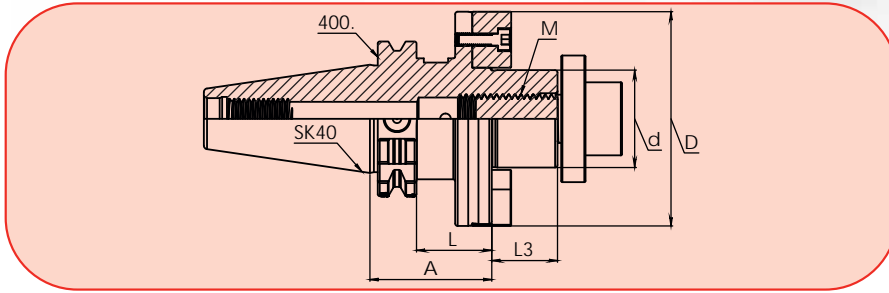


h6




STANDARD
G 2.5
25.000
min¹
Us1gmm

CHIP



SK DIN 69871

Sipariş Kodu Order Code	SK Tipi SK Type	Ölçüler (Dimensions)						Ağırlık Weight (KG)
		d	A	D	L	L3	M	
400.17.40.50	SK40	40	50	88	30.9	27	M20x40	2.00



Sipariş Kodu Order Code	SK Tipi SK Type	Ölçüler (Dimensions)						Ağırlık Weight (KG)
		d	A	D	L	L3	M	
401.17.40.50	SK40	40	50	88	30.9	27	M20x40	2.00



Kamalı Vida
Drive Key

YP-9



Vida
Drawn in Bolt

YP-9

SK-36

SK


Soğutma Sıvısı Yoktur

No Coolant




İçten soğutmalı kesici takımlar için
tutucunun en uç kısmında yer alan soğutma delikleri

With coolant exit bores on the end f
ace for milling cutters with central cooling



Soğutma verme için
alın yüzeyinde gerektiğinde kapatılabilen kanallar

Coolant channels
on the collar which can be sealed again




SK40 16 mm Su Kanallı Alın Kamalı Malafa

16 mm Shell Mill Holder For Cutters
With Driving Slot With Coolant Channel

TR **TEKOMA**[®]
HASSAS TUTUCU TAKIMLARI
www.tekoma.com.tr



AD - 400

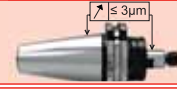


AD - 400

DIN 69871

ISO 3937-2

HRC 58±2

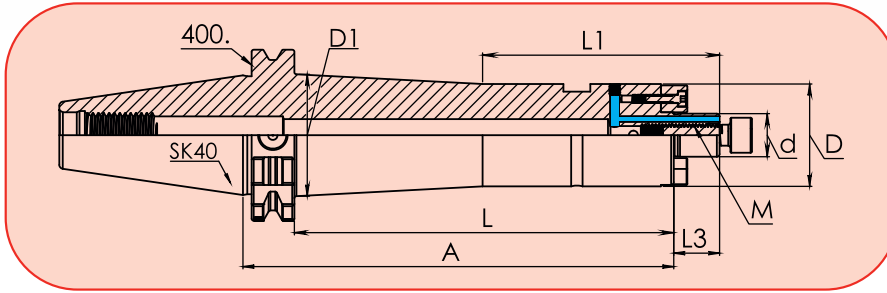


h6



STANDARD
G 2.5
25.000
min¹
Us1gmm

CHIP



SK DIN 69871

Sipariş Kodu Order Code	SK Tipi SK Type	Ölçüler (Dimensions)								Ağırlık Weight (KG)
		d	A	D	D1	L	L1	L3	M	
400.17.16.35.K	SK40	16	35	38	-	15.9	-	17	M8x25	0.96
400.17.16.60.K	SK40	16	60	38	-	40.9	-	17	M8x25	1.20
400.17.16.100.K	SK40	16	100	38	-	80.9	-	17	M8x25	1.54
400.17.16.130.K	SK40	16	130	38	-	110.9	-	17	M8x25	1.80
400.17.16.160.K	SK40	16	160	38	45.5	140.9	88	17	M8x25	2.19
400.17.16.200.K	SK40	16	200	38	46.5	180.9	120	17	M8x25	2.57



Kamalı Vida
Drive Key

YP-9



Vida
Drawn in Bolt

YP-9

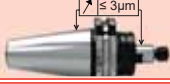
SK-38

SK

DIN 69871

ISO 3937-2

HRC 58±2




h6



STANDARD
G 2.5
25.000
min**
Us1grmm

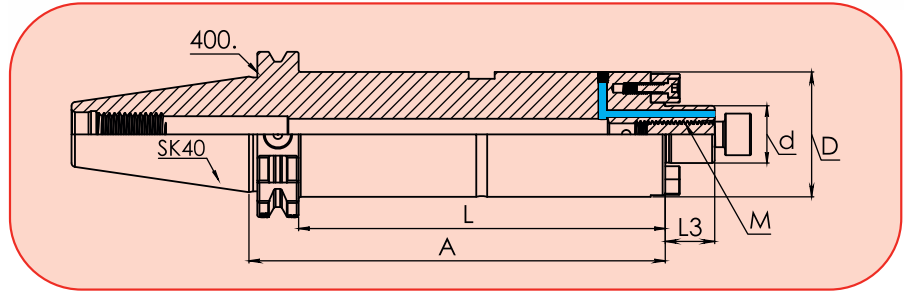
CHIP



AD - 400



AD - 400



SK DIN 69871

Sipariş Kodu Order Code	SK Tipi SK Type	Ölçüler (Dimensions)						Ağırlık Weight (KG)
		d	A	D	L	L3	M	
400.17.22.35.K	SK40	22	35	48	15.9	19	M10x30	1.08
400.17.22.60.K	SK40	22	60	48	40.9	19	M10x30	1.38
400.17.22.100.K	SK40	22	100	48	80.9	19	M10x30	2.00
400.17.22.130.K	SK40	22	130	48	110.9	19	M10x30	2.42
400.17.22.160.K	SK40	22	160	48	140.9	19	M10x30	2.84
400.17.22.200.K	SK40	22	200	48	180.9	19	M10x30	3.41



Kamalı Vida
Drive Key

YP-9



Vida
Drawn in Bolt

YP-9


SK40 27 mm Su Kanallı Alın Kamalı Malafa

27 mm Shell Mill Holder For Cutters With Driving Slot With Coolant Channel

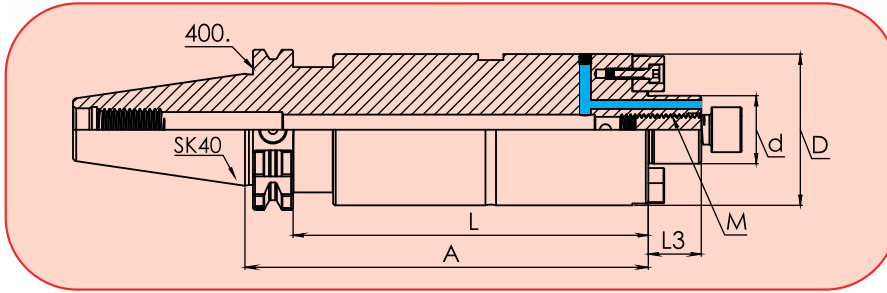
TR **TEKOMA**[®]
HASSAS TUTUCU TAKIMLARI
www.tekoma.com.tr



AD - 400



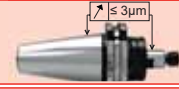
AD - 400



DIN 69871

ISO 3937-2

HRC 58±2



h6



STANDARD
G 2.5
25.000
min⁻¹
Us1gmm

CHIP

SK DIN 69871

Sipariş Kodu Order Code	SK Tipi SK Type	Ölçüler (Dimensions)						Ağırlık Weight (KG)
		d	A	D	L	L3	M	
400.17.27.45.K	SK40	27	45	60	25.9	21	M12x30	1.37
400.17.27.100.K	SK40	27	100	60	80.9	21	M12x30	2.59
400.17.27.130.K	SK40	27	130	60	110.9	21	M12x30	3.25
400.17.27.160.K	SK40	27	160	60	140.9	21	M12x30	3.91
400.17.27.200.K	SK40	27	200	60	180.9	21	M12x30	4.79



Kamalı Vida
Drive Key

YP-9



Vida
Drawn in Bolt

YP-9

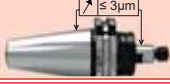
SK-40

SK

DIN 69871

ISO 3937-2

HRC 58±2




h6



STANDARD
G 2.5
min¹
Us1gmm

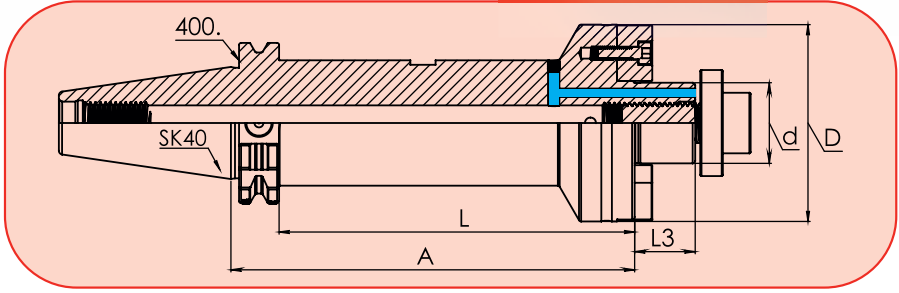
CHIP



AD - 400



AD - 400



SK DIN 69871

Sipariş Kodu Order Code	SK Tipi SK Type	Ölçüler (Dimensions)						Ağırlık Weight (KG)
		d	A	D	L	L3	M	
400.17.32.50.K	SK40	32	50	78	30.9	24	M16x35	1.80
400.17.32.100.K	SK40	32	100	78	80.9	24	M16x35	2.79
400.17.32.130.K	SK40	32	130	78	110.9	24	M16x35	3.25
400.17.32.160.K	SK40	32	160	78	140.9	24	M16x35	3.70
400.17.32.200.K	SK40	32	200	78	180.9	24	M16x35	4.31

SK-41



Kamalı Vida
Drive Key

YP-9



Vida
Drawn in Bolt

YP-9

SK40 40 mm Su Kanallı Alın Kamalı Malafa

40 mm Shell Mill Holder For Cutters
With Driving Slot With Coolant Channel

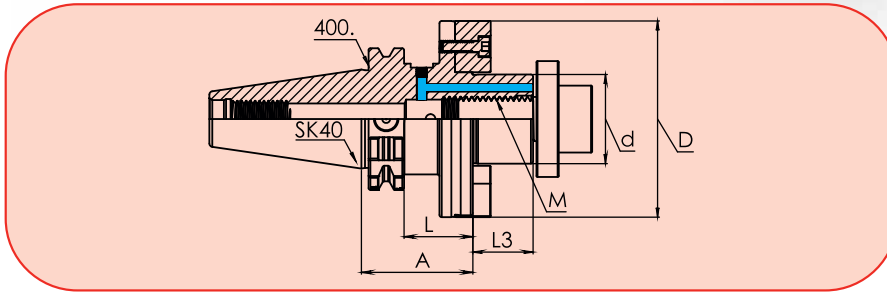
TR **TEKOMA**[®]
HASSAS TUTUCU TAKIMLARI
www.tekoma.com.tr



AD - 400



AD - 400



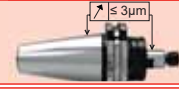
SK DIN 69871

Sipariş Kodu Order Code	SK Tipi SK Type	Ölçüler (Dimensions)						Ağırlık Weight (KG)
		d	A	D	L	L3	M	
400.17.40.50.K	SK40	40	50	88	30.9	27	M20x40	2.07

DIN 69871

ISO 3937-2

HRC 58±2



h6



STANDARD
G 2.5
25.000
min
Us1gmm

CHIP



Kamalı Vida
Drive Key

YP-9



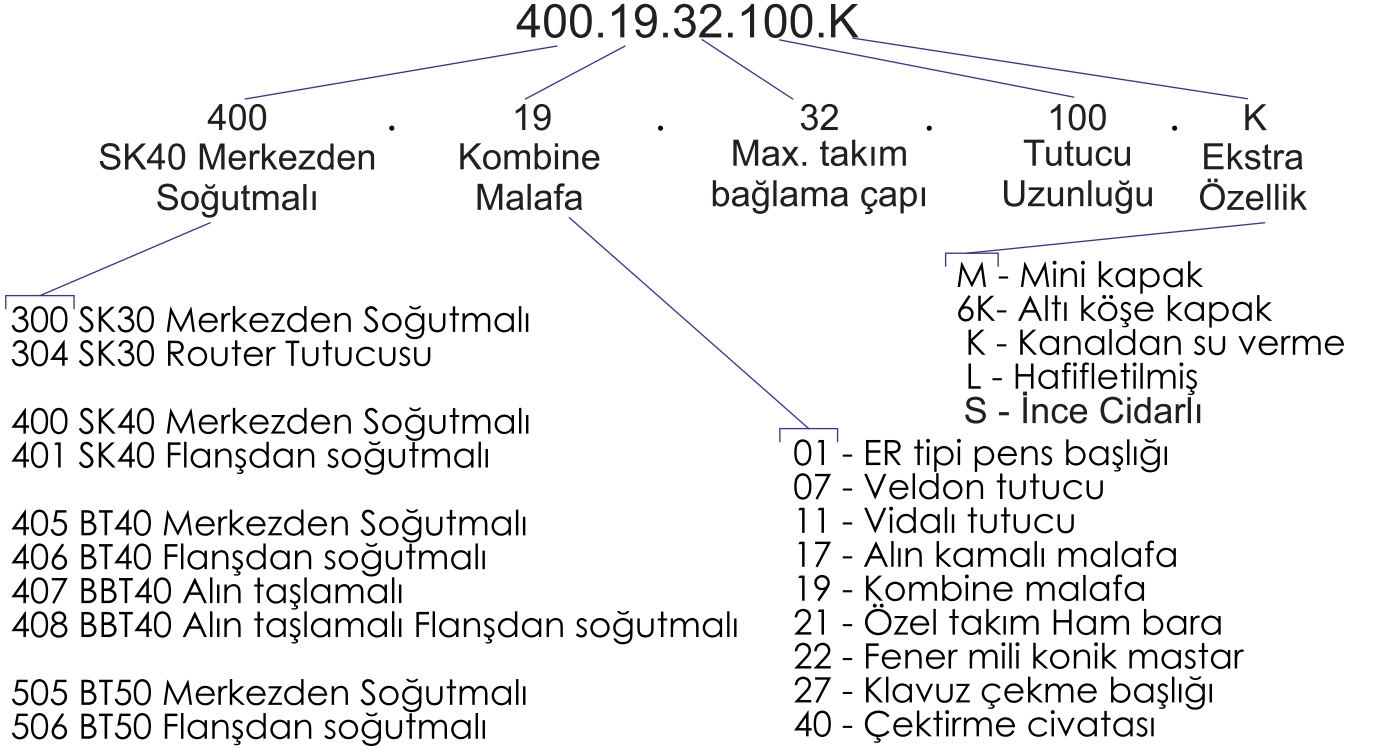
Vida
Drawn in Bolt

YP-9

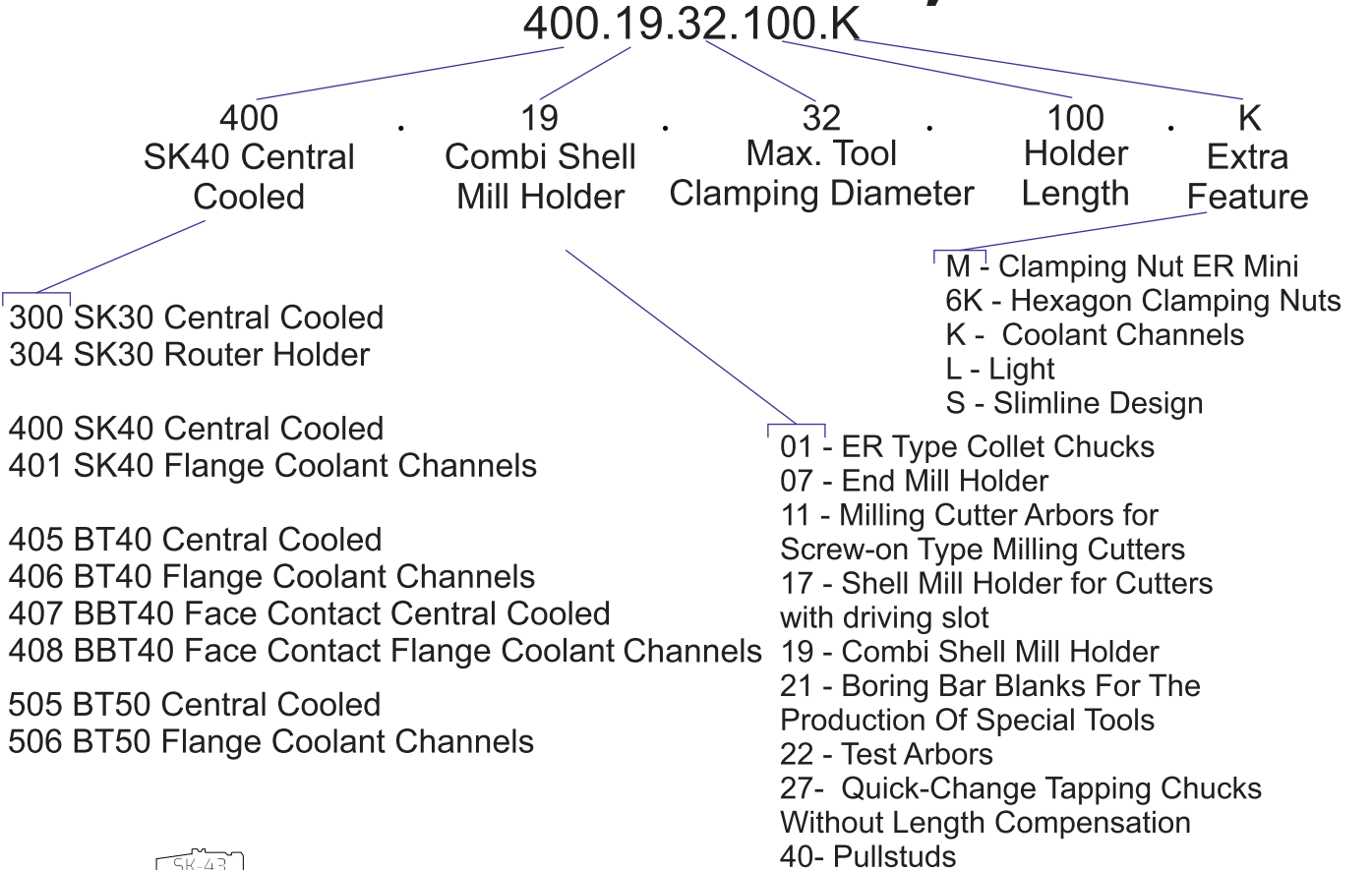
SK-42

SK

TEKOMA Sipariş Kodu Sistemi



TEKOMA Order Code System




SK40 16 mm Kombine Malafa 16 mm Combi Shell Mill Holder

TR TEKOMA®
HASSAS TUTUCU TAKIMLARI
www.tekoma.com.tr

SK



AD - 400

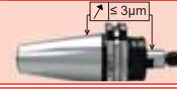


AD/B - 401

DIN 69871

DIN 6358

HRC 58±2

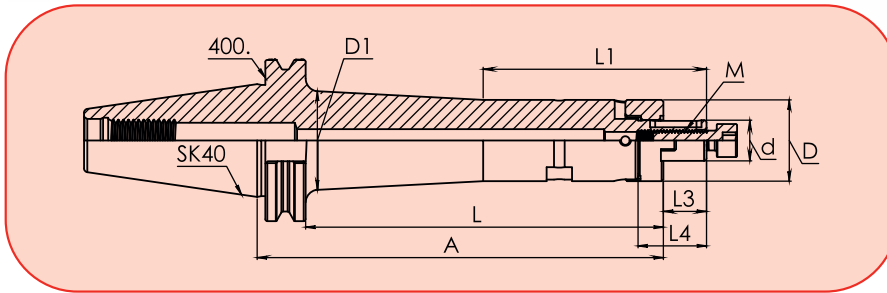


h6



STANDARD
G 2.5
25.000
min
Us1gmm

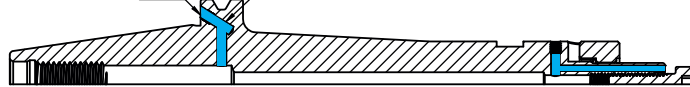
CHIP



SK DIN 69871

Sipariş Kodu Order Code	SK Tipi SK Type	Ölçüler (Dimensions)									Ağırlık Weight (KG)
		d	A	D	D1	L	L1	L3	L4	M	
400.19.16.55	SK40	16	55	32	-	35.9	-	17	27	M8x25	1.01
400.19.16.100	SK40	16	100	32	-	80.9	-	17	27	M8x25	1.27
400.19.16.130	SK40	16	130	32	-	110.9	-	17	27	M8x25	1.45
400.19.16.160	SK40	16	160	32	39	140.9	88	17	27	M8x25	1.73
400.19.16.200	SK40	16	200	32	40	180.9	120	17	27	M8x25	1.98

401. FLANŞDAN SU VERMELİ



Sipariş Kodu Order Code	SK Tipi SK Type	Ölçüler (Dimensions)									Ağırlık Weight (KG)
		d	A	D	D1	L	L1	L3	L4	M	
401.19.16.55	SK40	16	55	32	-	35.9	-	17	27	M8x25	1.01
401.19.16.100	SK40	16	100	32	-	80.9	-	17	27	M8x25	1.27
401.19.16.130	SK40	16	130	32	-	110.9	-	17	27	M8x25	1.45
401.19.16.160	SK40	16	160	32	39	140.9	88	17	27	M8x25	1.73
401.19.16.200	SK40	16	200	32	40	180.9	120	17	27	M8x25	1.98

DIN 6366



YP-10

Tırnaklı Pul
Clutch Drive Rings
To DIN 6366

DIN 6885



YP-10

Kama
Feather Key



YP-9

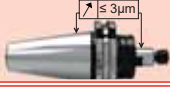
Vida
Drawn in Bolt

SK-44

DIN 69871

DIN 6358

HRC 58±2




h6



STANDARD
G 2.5
25.000
min⁻¹
Us1gmm

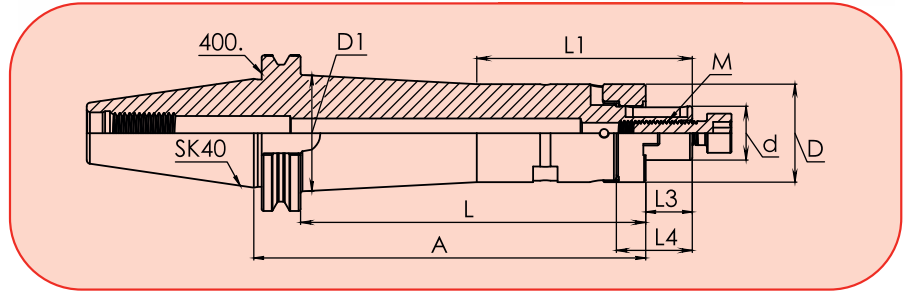
CHIP



AD/B - 401

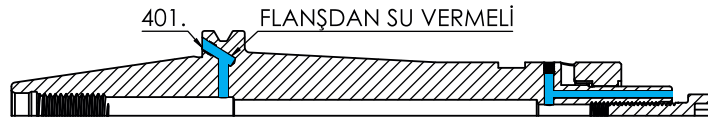


AD - 400



SK DIN 69871

Sipariş Kodu Order Code	SK Tipi SK Type	Ölçüler (Dimensions)									Ağırlık Weight (KG)
		d	A	D	D1	L	L1	L3	L4	M	
400.19.22.55	SK40	22	55	40	-	35.9	-	19	31	M10x30	1.15
400.19.22.100	SK40	22	100	40	-	80.9	-	19	31	M10x30	1.55
400.19.22.130	SK40	22	130	40	-	110.9	-	19	31	M10x30	1.82
400.19.22.160	SK40	22	160	40	47.5	140.9	88	19	31	M10x30	2.23
400.19.22.200	SK40	22	200	40	48.5	180.9	120	19	31	M10x30	2.61



Sipariş Kodu Order Code	SK Tipi SK Type	Ölçüler (Dimensions)									Ağırlık Weight (KG)
		d	A	D	D1	L	L1	L3	L4	M	
401.19.22.55	SK40	22	55	40	-	35.9	-	19	31	M10x30	1.15
401.19.22.100	SK40	22	100	40	-	80.9	-	19	31	M10x30	1.55
401.19.22.130	SK40	22	130	40	-	110.9	-	19	31	M10x30	1.82
401.19.22.160	SK40	22	160	40	47.5	140.9	88	19	31	M10x30	2.23
401.19.22.200	SK40	22	200	40	48.5	180.9	120	19	31	M10x30	2.61

DIN 6366



YP-10

Tırnaklı Pul
Clutch Drive Rings
To DIN 6366

DIN 6885



YP-10

Kama
Feather Key

Vida
Drawn in Bolt



YP-9

SK40 27 mm Kombine Malafa


27 mm Combi Shell Mill Holder



SK



AD - 400

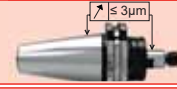


AD/B - 401

DIN 69871

DIN 6358

HRC 58±2

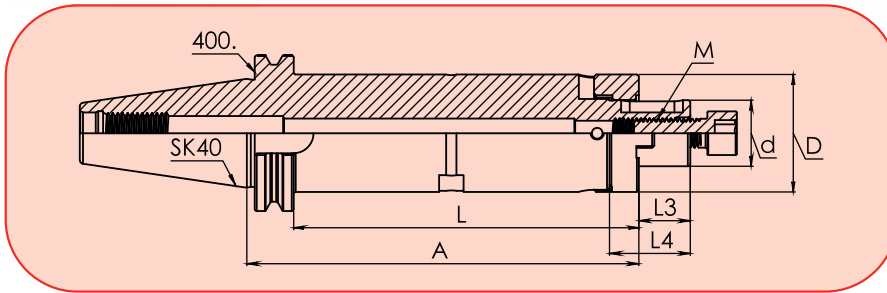


h6



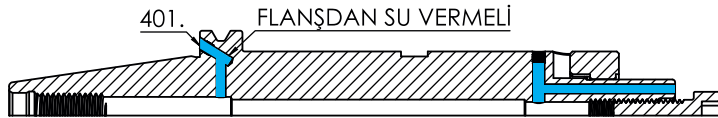
STANDARD
G 2.5
25.000
min¹
Us1gmm

CHIP



SK DIN 69871

Sipariş Kodu Order Code	SK Tipi SK Type	Ölçüler (Dimensions)							Ağırlık Weight (KG)
		d	A	D	L	L3	L4	M	
400.19.27.55	SK40	27	55	48	35.9	21	33	M12x30	1.35
400.19.27.100	SK40	27	100	48	80.9	21	33	M12x30	1.95
400.19.27.130	SK40	27	130	48	110.9	21	33	M12x30	2.34
400.19.27.160	SK40	27	160	48	140.9	21	33	M12x30	2.74
400.19.27.200	SK40	27	200	48	180.9	21	33	M12x30	3.25



Sipariş Kodu Order Code	SK Tipi SK Type	Ölçüler (Dimensions)							Ağırlık Weight (KG)
		d	A	D	L	L3	L4	M	
401.19.27.55	SK40	27	55	48	35.9	21	33	M12x30	1.34
401.19.27.100	SK40	27	100	48	80.9	21	33	M12x30	1.93
401.19.27.130	SK40	27	130	48	110.9	21	33	M12x30	2.33
401.19.27.160	SK40	27	160	48	140.9	21	33	M12x30	2.73
401.19.27.200	SK40	27	200	48	180.9	21	33	M12x30	3.25

DIN 6366



YP-10

Tırnaklı Pul
Clutch Drive Rings
To DIN 6366

DIN 6885



YP-10

Kama
Feather Key



YP-9

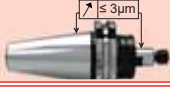
Vida
Drawn in Bolt

SK-46

DIN 69871

DIN 6358

HRC 58±2




h6



STANDARD
G 2.5
25.000
min⁻¹
Us1gmm

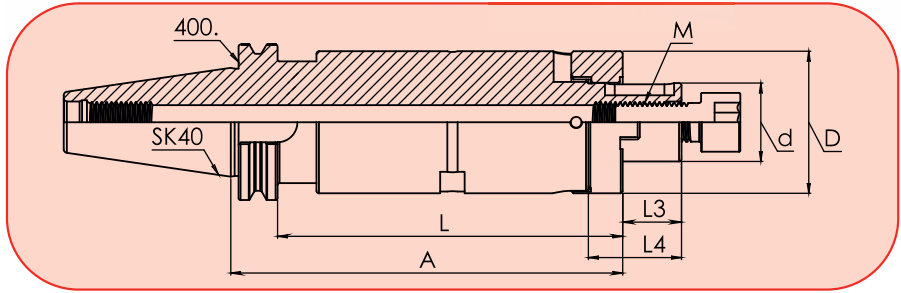
CHIP



AD/B - 401

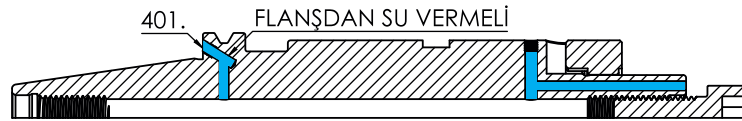


AD - 400



SK DIN 69871

Sipariş Kodu Order Code	SK Tipi SK Type	Ölçüler (Dimensions)							Ağırlık Weight (KG)
		d	A	D	L	L3	L4	M	
400.19.32.60	SK40	32	60	58	40.9	24	38	M16x35	1.66
400.19.32.100	SK40	32	100	58	80.9	24	38	M16x35	2.46
400.19.32.130	SK40	32	130	58	110.9	24	38	M16x35	3.05
400.19.32.160	SK40	32	160	58	140.9	24	38	M16x35	3.64
400.19.32.200	SK40	32	200	58	180.9	24	38	M16x35	4.41



Sipariş Kodu Order Code	SK Tipi SK Type	Ölçüler (Dimensions)							Ağırlık Weight (KG)
		d	A	D	L	L3	L4	M	
401.19.32.60	SK40	32	60	58	40.9	24	38	M16x35	1.66
401.19.32.100	SK40	32	100	58	80.9	24	38	M16x35	2.46
401.19.32.130	SK40	32	130	58	110.9	24	38	M16x35	3.05
401.19.32.160	SK40	32	160	58	140.9	24	38	M16x35	3.64
401.19.32.200	SK40	32	200	58	180.9	24	38	M16x35	4.41

DIN 6366



YP-10

Tırnaklı Pul
Clutch Drive Rings
To DIN 6366

DIN 6885



YP-10

Kama
Feather Key

Vida
Drawn in Bott



YP-9


SK40 40 mm Kombine Malafa 40 mm Combi Shell Mill Holder

TEKOMA®
HASSAS TUTUCU TAKIMLARI
www.tekoma.com.tr

SK



AD - 400

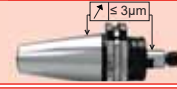


AD/B - 401

DIN 69871

DIN 6358

HRC 58±2

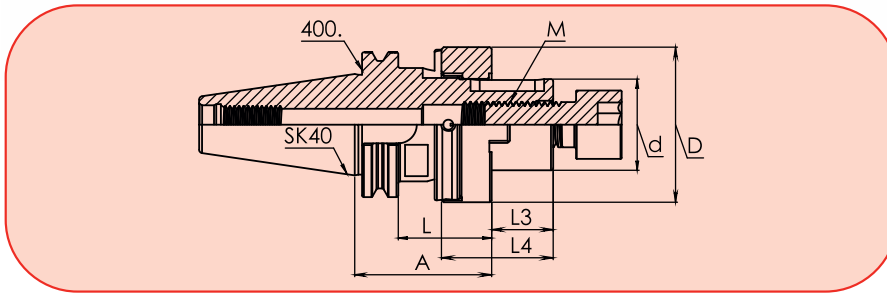


h6



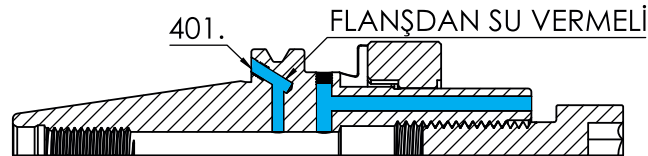
STANDARD
G 2.5
25.000
min
Us1gmm

CHIP



SK DIN 69871

Sipariş Kodu Order Code	SK Tipi SK Type	Ölçüler (Dimensions)							Ağırlık Weight (KG)
		d	A	D	L	L3	L4	M	
400.19.40.60	SK40	40	60	68	40.9	27	41	M20x40	1.95



401. FLANŞDAN SU VERMELİ

Sipariş Kodu Order Code	SK Tipi SK Type	Ölçüler (Dimensions)							Ağırlık Weight (KG)
		d	A	D	L	L3	L4	M	
401.19.40.60	SK40	40	60	68	40.9	27	41	M20x40	2.03

DIN 6366



YP-10

Tırnaklı Pul
Clutch Drive Rings
To DIN 6366

DIN 6885



YP-10

Kama
Feather Key




YP-9

Vida
Drawn in Bolt

SK-48

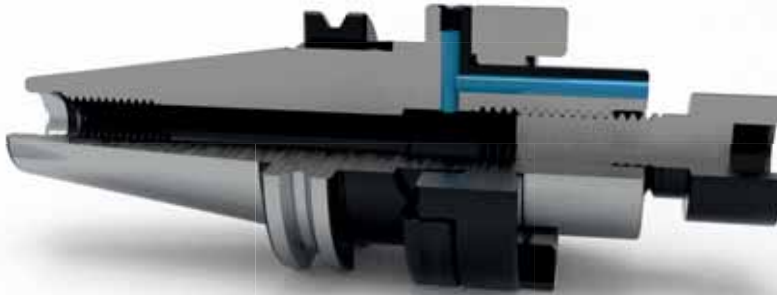
Soğutma Sıvısı Yoktur

No Coolant




İçten soğutmalı kesici takımlar için
tutucunun en uç kısmında yer alan soğutma delikleri

With coolant exit bores on the end f
ace for milling cutters with central cooling



Soğutma verme için
alın yüzeyinde gerektiğinde kapatılabilen kanallar

Coolant channels
on the collar which can be sealed again




SK40 16 mm Su Kanallı Kombine Malafa

16 mm Combi Shell Mill Holder
With Coolant Channel

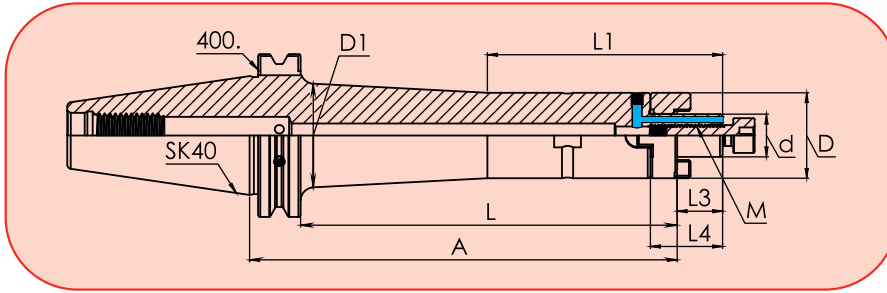
TEKOMA®
HASSAS TUTUCU TAKIMLARI
www.tekoma.com.tr



AD - 400



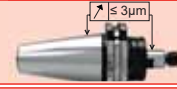
AD - 400



DIN 69871

DIN 6358

HRC 58±2



h6



STANDARD
G 2.5
25.000
min
Us1gmm

CHIP

SK DIN 69871

Sipariş Kodu Order Code	SK Tipi SK Type	Ölçüler (Dimensions)									Ağırlık Weight (KG)
		d	A	D	D1	L	L1	L3	L4	M	
400.19.16.55.K	SK40	16	55	32	-	35.9	-	17	27	M8x25	1.01
400.19.16.100.K	SK40	16	100	32	-	80.9	-	17	27	M8x25	1.27
400.19.16.130.K	SK40	16	130	32	-	110.9	-	17	27	M8x25	1.45
400.19.16.160.K	SK40	16	160	32	39	140.9	88	17	27	M8x25	1.73
400.19.16.200.K	SK40	16	200	32	40	180.9	120	17	27	M8x25	1.98

DIN 6366



YP-10

Tırnaklı Pul
Clutch Drive Rings
To DIN 6366

DIN 6885



YP-10

Kama
Feather Key



YP-9

Vida
Drawn in Bolt

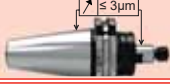
SK-50

SK

DIN 69871

DIN 6358

HRC 58±2




h6



STANDARD
G 2.5
25.000
min⁻¹
Us1gmm

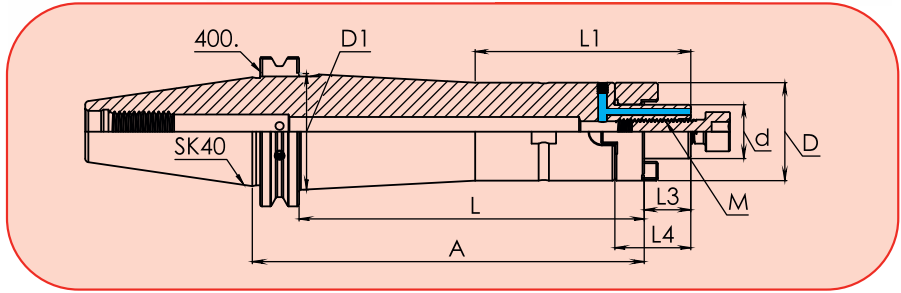
CHIP



AD - 400



AD - 400



SK DIN 69871

Sipariş Kodu Order Code	SK Tipi SK Type	Ölçüler (Dimensions)									Ağırlık Weight (KG)
		d	A	D	D1	L	L1	L3	L4	M	
400.19.22.55.K	SK40	22	55	40	-	35.9	-	19	31	M10x30	1.15
400.19.22.100.K	SK40	22	100	40	-	80.9	-	19	31	M10x30	1.55
400.19.22.130.K	SK40	22	130	40	-	110.9	-	19	31	M10x30	1.82
400.19.22.160.K	SK40	22	160	40	47.5	140.9	88	19	31	M10x30	2.23
400.19.22.200.K	SK40	22	200	40	48.5	180.9	120	19	31	M10x30	2.61

DIN 6366



YP-10

Tırnaklı Pul
Clutch Drive Rings
To DIN 6366

DIN 6885



YP-10

Kama
Feather Key

Vida
Drawn in Bolt



YP-9


SK40 27 mm Su Kanallı Kombine Malafa

27 mm Combi Shell Mill Holder
With Coolant Channel

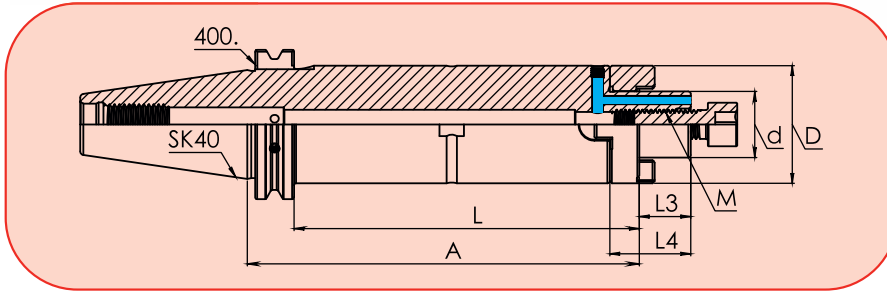
TEKOMA®
HASSAS TUTUCU TAKIMLARI
www.tekoma.com.tr



AD - 400



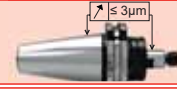
AD - 400



DIN 69871

DIN 6358

HRC 58 \pm 2



h6



STANDARD
G 2.5
25.000
min
Us1gmm

CHIP

SK DIN 69871

Sipariş Kodu Order Code	SK Tipi SK Type	Ölçüler (Dimensions)							Ağırlık Weight (KG)
		d	A	D	L	L3	L4	M	
400.19.27.55.K	SK40	27	55	48	35.9	21	33	M12x30	1.35
400.19.27.100.K	SK40	27	100	48	80.9	21	33	M12x30	1.95
400.19.27.130.K	SK40	27	130	48	110.9	21	33	M12x30	2.34
400.19.27.160.K	SK40	27	160	48	140.9	21	33	M12x30	2.75
400.19.27.200.K	SK40	27	200	48	180.9	21	33	M12x30	3.25

DIN 6366



YP-10

Tırnaklı Pul
Clutch Drive Rings
To DIN 6366

DIN 6885



YP-10

Kama
Feather Key

YP-9



YP-9

Vida
Drawn in Bolt

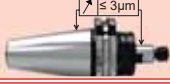
SK-52

SK

DIN 69871

DIN 6358

HRC 58±2




h6



STANDARD
G 2.5
25.000
mm⁻¹
Us1gmm

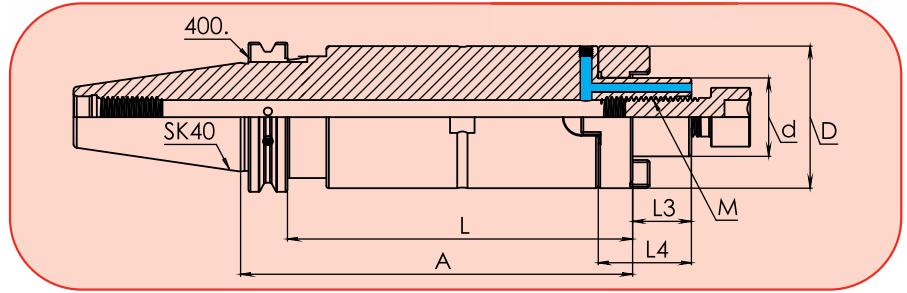
CHIP



AD - 400



AD - 400



SK DIN 69871

Sipariş Kodu Order Code	SK Tipi SK Type	Ölçüler (Dimensions)							Ağırlık Weight (KG)
		d	A	D	L	L3	L4	M	
400.19.32.60.K	SK40	32	60	58	40.9	24	38	M16x35	1.66
400.19.32.100.K	SK40	32	100	58	80.9	24	38	M16x35	2.46
400.19.32.130.K	SK40	32	130	58	110.9	24	38	M16x35	3.05
400.19.32.160.K	SK40	32	160	58	140.9	24	38	M16x35	3.64
400.19.32.200.K	SK40	32	200	58	180.9	24	38	M16x35	4.41

DIN 6366



YP-10

Tırnaklı Pul
Clutch Drive Rings
To DIN 6366

DIN 6885



YP-10

Kama
Feather Key

Vida
Drawn in Bolt



YP-9


SK40 40 mm Su Kanallı Kombine Malafa

40 mm Combi Shell Mill Holder
With Coolant Channel

TEKOMA®
HASSAS TUTUCU TAKIMLARI
www.tekoma.com.tr



AD - 400

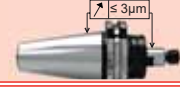


AD/B - 400

DIN 69871

DIN 6358

HRC 58±2

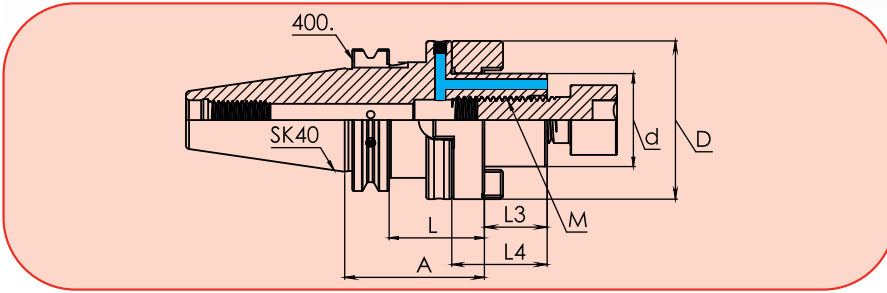


h6



STANDARD
G 2.5
25.000
min⁻¹
Us1gmm

CHIP



SK DIN 69871

Sipariş Kodu Order Code	SK Tipi SK Type	Ölçüler (Dimensions)							Ağırlık Weight (KG)
		d	A	D	L	L3	L4	M	
400.19.40.60.K	SK40	40	60	68	40.9	27	41	M20x40	1.95

DIN 6366



YP-10

Tirnaklı Pul
Clutch Drive Rings
To DIN 6366

DIN 6885



YP-10

Kama
Feather Key



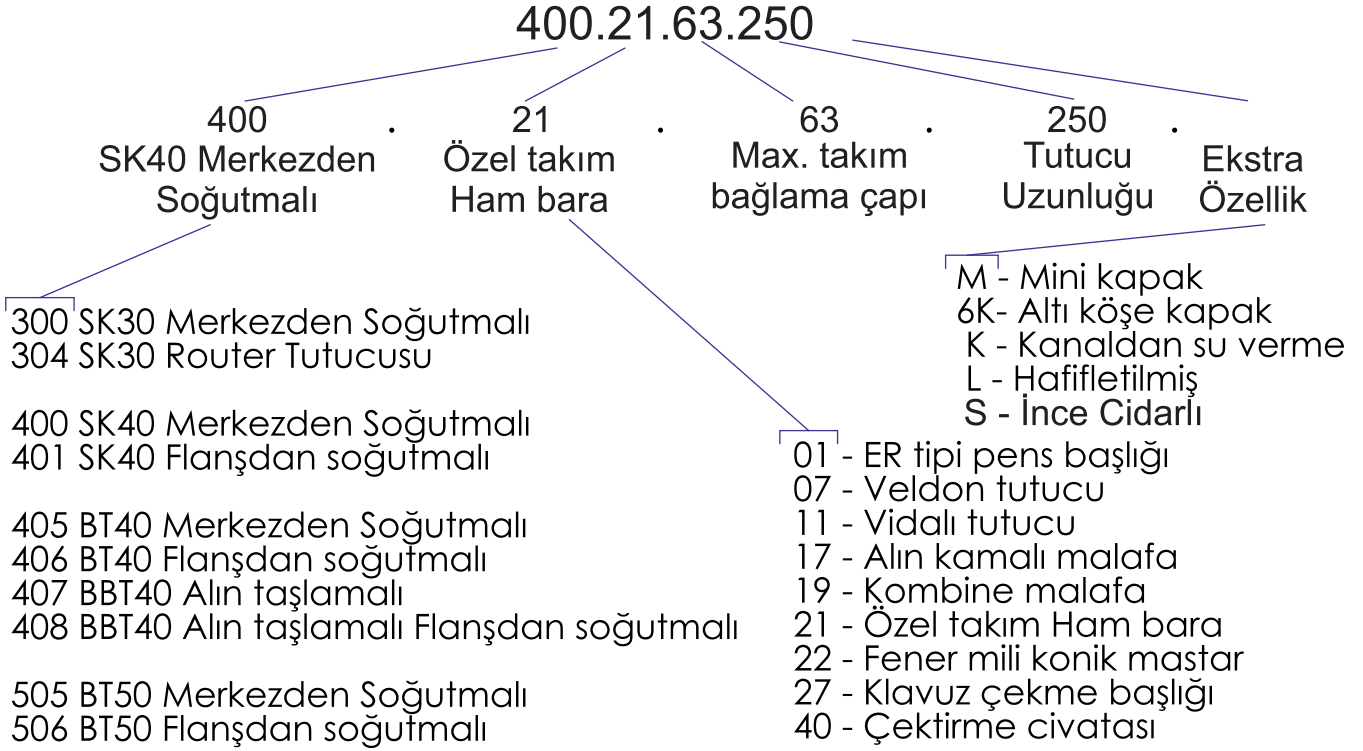
YP-9

Vida
Drawn in Bolt

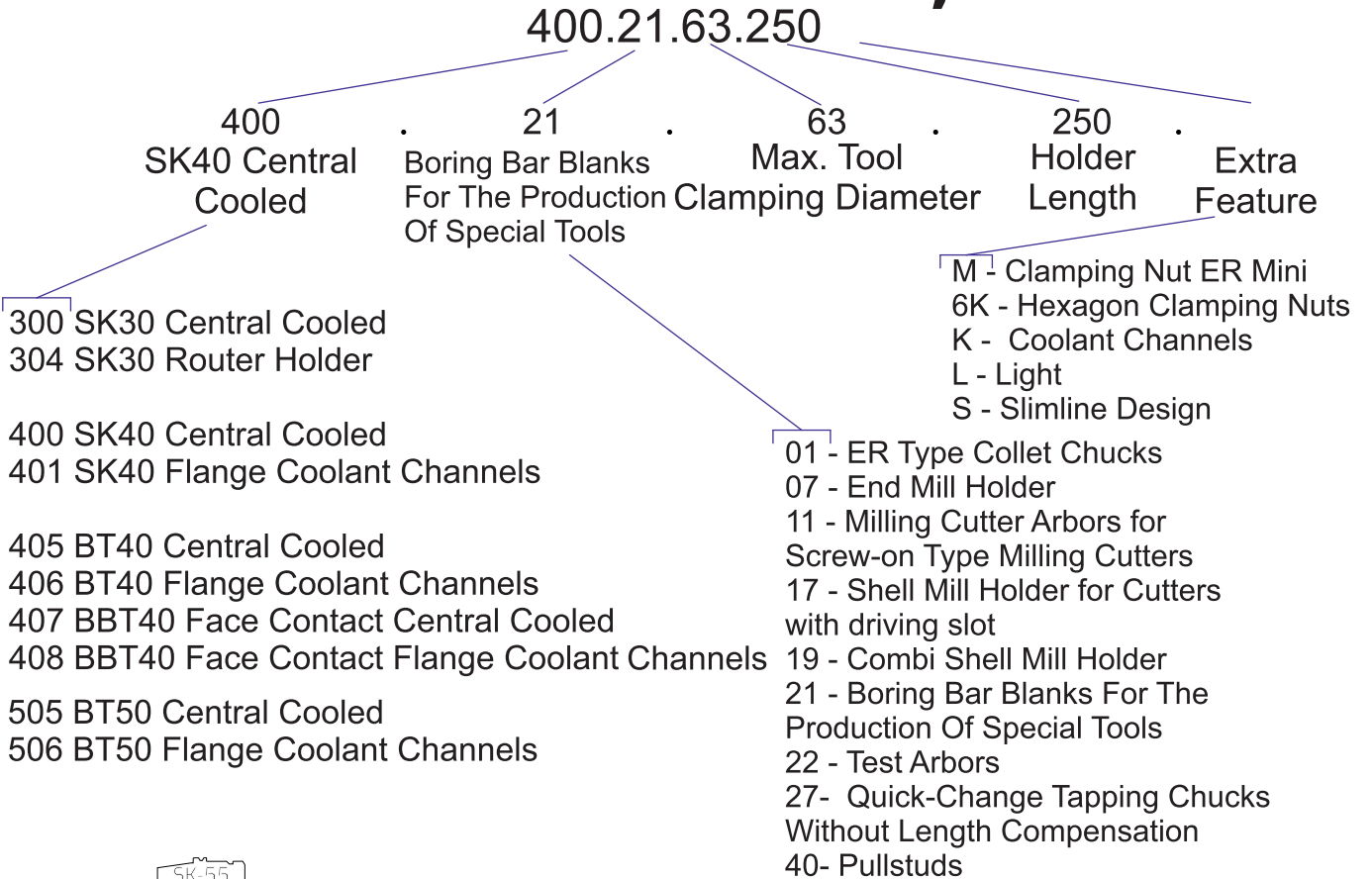
SK-54

SK

TEKOMA Sipariş Kodu Sistemi



TEKOMA Order Code System



SK40 Özel Takım Yapma Amaçlı Yarı Mamul
Boring Bar Blanks For The Production
Of Special Tools

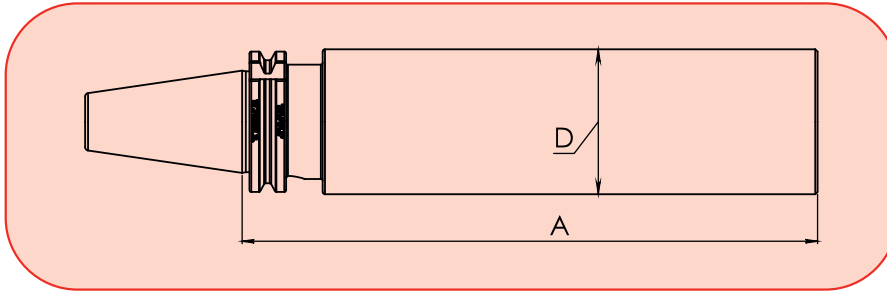


AD - 405

DIN 69871

HRC 52±2

CHIP



MAS 403 BT

Ölçüler (Dimensions)

Sipariş Kodu Order Code	SK Tipi SK Type			Ağırlık Weight (KG)
		D	A	
400.21.63.250	SK40	63	250	6.29

Teknik özelliği : Konik ve Flanş kısmı sertleştirilmiş (52+2 HRC) ve taşlanmıştır.
Bara kısmı işlenebilir yumuşaklıktadır.

Version : Cone and flange hardened (52+2 HRC) and grinded.
Soft body for later processing.

BT-56

SK

JIS B 6339 (MAS 403 BT)

BT40 Pens Başlığı ER
BT40 Collet Chucks ER

BT40 Veldon Tutucu
BT40 End Mill Holder

BT40 Vidalı Tutucu
BT40 Milling Cutter Arbors for Screw-on type Milling Cutters

BT40 Alın Kamalı Malafa
BT40 Shell mill holder for cutters with driving slot

BT40 Kombine Malafa
BT40 Combi Shell mill holder

BT50 Pens Başlığı ER
BT50 Collet Chucks ER

BT50 Veldon Tutucu
BT50 End Mill Holder

BT50 Vidalı Tutucu
BT50 Milling Cutter Arbors for Screw-on type Milling Cutters

BT50 Alın Kamalı Malafa
BT50 Shell mill holder for cutters with driving slot

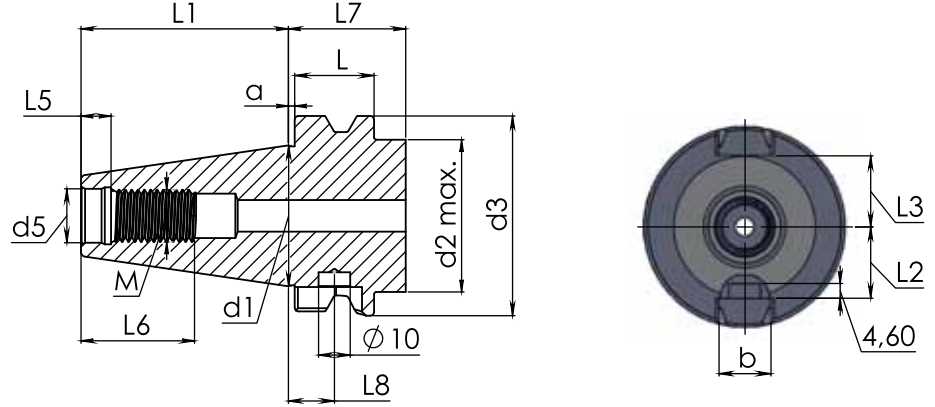
BT50 Kombine Malafa
BT50 Combi Shell mill holder



JIS B 6339 (MAS 403 BT) AD

Toolholders

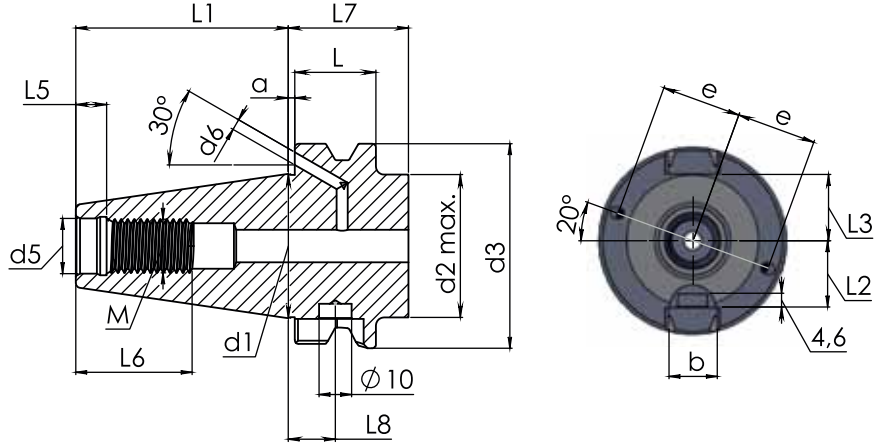
Merkezden Soğutmalı
Konik Şaft Ölçüleri



JIS B 6339 (MAS 403 BT) AD/B

Toolholders

Merkezden ve (B) Alından
Soğutmalı Konik
Şaft Ölçüleri



BT Tipi BT Type	Form	Ölçüler (Dimensions)																
		d1	a	M	L6	d3	L	d2 max	L7	L1	d5	L5	b	L2	L3	L8	d6	e
BT30	AD	31.75	2.0	M12	27	46	20	45	30	48.4	12.5	7	16.1	16.3	16.3	11.0	-	-
BT40	AD	44.45	2.0	M16	32	63	25	61	37	65.4	17	9	16.1	22.6	22.6	14.5	-	-
BT40	AD/B	44.45	2.0	M16	32	63	25	61	37	65.4	17	9	16.1	22.6	22.6	14.5	4	27
BT50	AD	69.85	3.0	M24	47	100	35	98	50	101.8	25	13	25.7	35.4	35.4	20.5	-	-
BT50	AD/B	69.85	3.0	M24	47	100	35	98	50	101.8	25	13	25.7	35.4	35.4	20.5	6	42

Malzeme : Alaşımlı semente çeliği çekme mukavemeti min. 950 N/mm²

Teknik Özelliği : Sertlik HRC 58 ± 2 sertlik derinliği 0,6 mm + 0,2 mm , karartılmış

Hassasiyet : Konik açı tolerans kalitesi DIN 2080 normuna göre AT 3
Konik yüzey kalitesi Ra 0,2

Çip deliği : Takım bilgilerini saklamak için flanşa DIN 69873 özel çip deliği

Material : Case hardened steel, tensile strength in the core min. 950 N/mm²

Execution : Case hardned HRC 58 ± 2 Depth of case 0,6 mm + 0,2 mm black finish

Accuracy : Koni Cone angle AT 3 according DIN 2080 Surface roughness of cone Ra 0,2

Chip hole : Bore for data carrier DIN 69873 in collar.



TEKOMA Sipariş Kodu Sistemi

305.01.10.100

305 . 01 . 10 . 100 .
BT30 Merkezden Soğutmalı ER Tipi Pens Başlığı Max. takım bağlama çapı Tutucu Uzunluğu Ekstra Özellik

300 SK30 Merkezden Soğutmalı
304 SK30 Router Tutucusu

400 SK40 Merkezden Soğutmalı
401 SK40 Flanşdan soğutmalı

405 BT40 Merkezden Soğutmalı
406 BT40 Flanşdan soğutmalı
407 BBT40 Alın taşlamalı
408 BBT40 Alın taşlamalı Flanşdan soğutmalı

505 BT50 Merkezden Soğutmalı
506 BT50 Flanşdan soğutmalı

M - Mini kapak
6K - Altı köşe kapak
K - Kanaldan su verme
L - Hafifletilmiş
S - İnce Cidarlı

01 - ER tipi pens başlığı
07 - Veldon tutucu
11 - Vidalı tutucu
17 - Alın kamalı malafa
19 - Kombine malafa
21 - Özel takım Ham bara
22 - Fener mili konik mastar
27 - Klavuz çekme başlığı
40 - Çektirme civatası

TEKOMA Order Code System

305.01.10.100

305 . 01 . 10 . 100 .
BT30 Central Cooled ER Type Collet Chucks Max. Tool Clamping Diameter Holder Length Extra Feature

300 SK30 Central Cooled
304 SK30 Router Holder

400 SK40 Central Cooled
401 SK40 Flange Coolant Channels

405 BT40 Central Cooled
406 BT40 Flange Coolant Channels
407 BBT40 Face Contact Central Cooled
408 BBT40 Face Contact Flange Coolant Channels

505 BT50 Central Cooled
506 BT50 Flange Coolant Channels

M - Clamping Nut ER Mini
6K - Hexagon Clamping Nuts
K - Coolant Channels
L - Light
S - Slimline Design

01 - ER Type Collet Chucks
07 - End Mill Holder
11 - Milling Cutter Arbors for Screw-on Type Milling Cutters
17 - Shell Mill Holder for Cutters with driving slot
19 - Combi Shell Mill Holder
21 - Boring Bar Blanks For The Production Of Special Tools
22 - Test Arbors
27- Quick-Change Tapping Chucks Without Length Compensation
40- Pullstuds

BT30

Pens Başığı

Collet Chucks

TEKOMA®
HASSAS TUTUCU TAKIMLARI
www.tekoma.com.tr

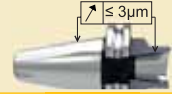


AD - 305

JIS B 6339

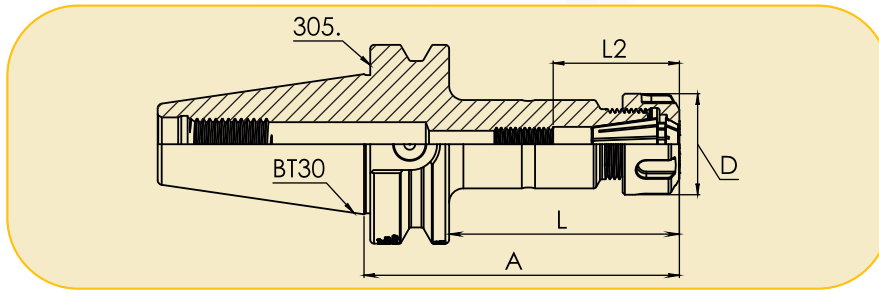
DIN ISO 15488

HRC 58±2



STANDARD
G 2.5
25,000
min. 1'
Us 1g/mm

CHIP



MAS 403 BT

Sipariş Kodu Order Code	BT Tipi BT Type	Pens Kapağı ER Tipi Clamping Nuts ER	Kapasite Capacity	Ölçüler (Dimensions)				Ağırlık Weight (KG)
				A	D	L	L2	
305.01.10.70	BT30	ER16/426	1-10 mm	70	28	48	32	0,54
305.01.10.100	BT30	ER16/426	1-10 mm	100	28	78	32	0.67

Sipariş Kodu Order Code	BT Tipi BT Type	Pens Kapağı ER Tipi Clamping Nuts ER	Kapasite Capacity	Ölçüler (Dimensions)				Ağırlık Weight (KG)
				A	D	L	L2	
305.01.16.70	BT30	ER25/426	2-16 mm	70	42	48	42	0,66
305.01.16.100	BT30	ER25/426	2-16 mm	100	42	78	42	0.97

Sipariş Kodu Order Code	BT Tipi BT Type	Pens Kapağı ER Tipi Clamping Nuts ER	Kapasite Capacity	Ölçüler (Dimensions)				Ağırlık Weight (KG)
				A	D	L	L2	
305.01.20.70	BT30	ER32/426	2-20 mm	70	50	48	48	0,66
305.01.20.100	BT30	ER32/426	2-20 mm	100	50	78	48	0.94

Sipariş Kodu Order Code	BT Tipi BT Type	Pens Kapağı ER Tipi Clamping Nuts ER	Kapasite Capacity	Ölçüler (Dimensions)				Ağırlık Weight (KG)
				A	D	L	L2	
305.01.26.70	BT30	ER40/426	3-26 mm	70	63	48	55	0,81

DIN ISO
15488

YP-1 / 4

Pens ER
Collet ERDIN ISO
15488

YP-9

Pens Kapağı ER
Clamping Nuts ER

YP-8

Anahtar ER
Wrench ER

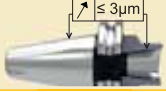
BT-4

BT

DIN 69871

DIN ISO 15488

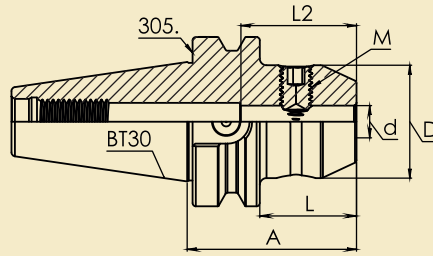
HRC 58±2



STANDARD
G 2.5
25.000
min. 1"
Us 1gmm



AD - 305



MAS 403 BT

Sipariş Kodu Order Code	BT Tipi BT Type	Ölçüler (Dimensions)						Ağırlık Weight (KG)
		d	A	D	L	L2	M	
305.07.06.50	BT30	6	50	25	28	36	M6x10	0,46
305.07.08.50	BT30	8	50	28	28	40	M8x10	0,49
305.07.10.50	BT30	10	50	35	28	44	M10x12	0,54
305.07.12.50	BT30	12	50	42	28	51	M12x16	0,60
305.07.14.50	BT30	14	50	44	28	51	M12x16	0,61
305.07.16.63	BT30	16	63	48	41	54	M14x16	0,81
305.07.18.63	BT30	18	63	50	41	54	M14x16	0,82
305.07.20.63	BT30	20	63	52	41	56	M16x16	0,81



DIN 1835 B



YP-10

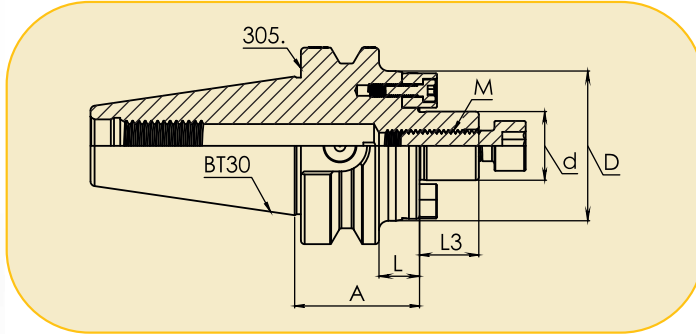
Veldon Sıkma Civatası
Clamping Screw Veldon DIN 1835 B

BT30 Alın Kamalı Malafa

Shell Mill Holder For Cutters With Driving Slot




AD - 305



Sipariş Kodu Order Code	BT Tipi BT Type	Ölçüler (Dimensions)						Ağırlık Weight (KG)
		d	A	D	L	L3	M	
305.17.16.40	BT30	16	40	38	18	17	M8x25	0,58
305.17.22.40	BT30	22	40	48	18	19	M10x30	0.70
305.17.27.50	BT30	27	50	60	28	21	M12x30	1.06
305.17.32.50	BT30	32	50	78	28	24	M16x35	1.46

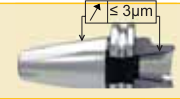


Vidalı Kama
Drive Key



Vida
Drawn in Bolt

JIS B 6339



DIN ISO 15488



HRC 58±2

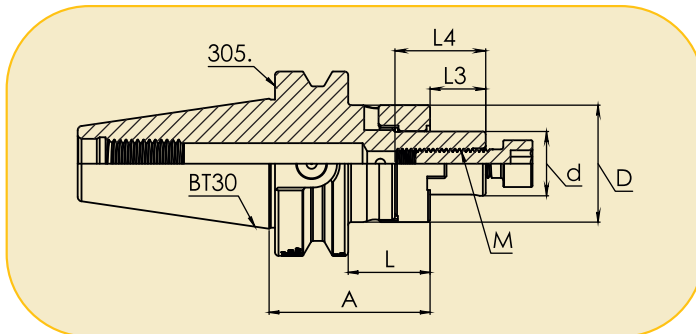
STANDARD
G 2.5
25,000
min. 1'
Us1grmm

Kombine Malafa

Combi Shell Mill Holder




AD - 305




Sipariş Kodu Order Code	BT Tipi BT Type	Ölçüler (Dimensions)							Ağırlık Weight (KG)
		d	A	D	L	L3	L4	M	
305.19.16.45	BT30	16	45	32	23	17	27	M8x25	0,56
305.19.22.47	BT30	22	47	40	25	19	31	M10x30	0.70
305.19.27.49	BT30	27	49	48	27	21	33	M12x30	0,87
305.19.32.52	BT30	32	52	58	30	24	38	M16x35	1.12



DIN 6366
Tırnaklı Pul
Clutch Drive Rings
To DIN 6366



DIN 6885
Kama
Feather Key



Vida
Drawn in Bolt



BT

TEKOMA Sipariş Kodu Sistemi

405.01.10.100.M

405 . 01 . 10 . 100 . M
BT40 Merkezden Soğutmalı ER Tipi Pens Başlığı Max. takım bağlama çapı Tutucu Uzunluğu Ekstra Özellik

300 SK30 Merkezden Soğutmalı
304 SK30 Router Tutucusu

400 SK40 Merkezden Soğutmalı
401 SK40 Flanşdan soğutmalı

405 BT40 Merkezden Soğutmalı
406 BT40 Flanşdan soğutmalı
407 BBT40 Alın taşlamalı
408 BBT40 Alın taşlamalı Flanşdan soğutmalı

505 BT50 Merkezden Soğutmalı
506 BT50 Flanşdan soğutmalı

M - Mini kapak
6K - Altı köşe kapak
K - Kanaldan su verme
L - Hafifletilmiş
S - İnce Cidarlı

01 - ER tipi pens başlığı
07 - Veldon tutucu
11 - Vidalı tutucu
17 - Alın kamalı malafa
19 - Kombine malafa
21 - Özel takım Ham bara
22 - Fener mili konik master
27 - Klavuz çekme başlığı
40 - Çektirme civatası

TEKOMA Order Code System

405.01.10.100.M

405 . 01 . 10 . 100 . M
BT40 Central Cooled ER Type Collet Chucks Max. Tool Clamping Diameter Holder Length Extra Feature

300 SK30 Central Cooled
304 SK30 Router Holder

400 SK40 Central Cooled
401 SK40 Flange Coolant Channels

405 BT40 Central Cooled
406 BT40 Flange Coolant Channels
407 BBT40 Face Contact Central Cooled
408 BBT40 Face Contact Flange Coolant Channels

505 SK50 Face Contact Central Cooled
503 SK50 Face Contact Flange Coolant Channels

M - Clamping Nut ER Mini
6K - Hexagon Clamping Nuts
K - Coolant Channels
L - Light
S - Slimline Design

01 - ER Type Collet Chucks
07 - End Mill Holder
11 - Milling Cutter Arbors for Screw-on Type Milling Cutters
17 - Shell Mill Holder for Cutters with driving slot
19 - Combi Shell Mill Holder
21 - Boring Bar Blanks For The Production Of Special Tools
22 - Test Arbors
27- Quick-Change Tapping Chucks Without Length Compensation
40- Pullstuds

BT40 ER16 Mini Pens Başlığı ER16 Mini Collet Chucks

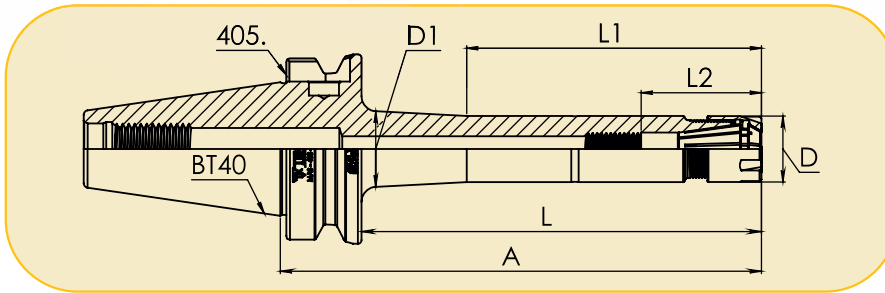
TR TEKOMA®
HASSAS TUTUCU TAKIMLARI
www.tekoma.com.tr



AD - 405



AD/B - 406



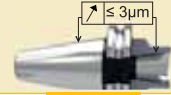
MAS 403 BT

Sipariş Kodu Order Code	BT Tipi BT Type	Pens Kapağı ER Tipi Clamping Nuts ER	Kapasite Capacity	Ölçüler (Dimensions)						Ağırlık Weight (KG)
				A	D	D1	L	L1	L2	
405.01.10.100.M	BT40	ER16/426-M	1-10 mm	100	22	-	73	-	40	1.06
405.01.10.130.M	BT40	ER16/426-M	1-10 mm	130	22	-	103	-	40	1.14
405.01.10.160.M	BT40	ER16/426-M	1-10 mm	160	22	25.5	133	98	40	1.24

JIS B 6339
(MAS 403 BT)

DIN ISO 15488

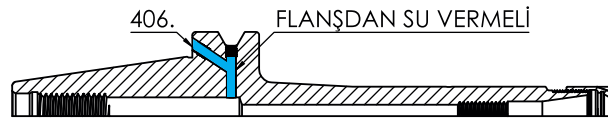
HRC 58±2



STANDARD
G 2.5
25.000
min⁺
üst⁺mm

CHIP

BT



Sipariş Kodu Order Code	BT Tipi BT Type	Pens Kapağı ER Tipi Clamping Nuts ER	Kapasite Capacity	Ölçüler (Dimensions)						Ağırlık Weight (KG)
				A	D	D1	L	L1	L2	
406.01.10.100.M	BT40	ER16/426-M	1-10 mm	100	22	-	73	-	40	1.05
406.01.10.130.M	BT40	ER16/426-M	1-10 mm	130	22	-	103	-	40	1.14
406.01.10.160.M	BT40	ER16/426-M	1-10 mm	160	22	25.5	133	98	40	1.23

DIN ISO
15488



YP-1 / 4

Pens ER
Collet ER

DIN ISO
15488



YP-9

Pens Kapağı ER
Clamping Nuts ER



YP-8

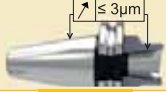
Anahtar ER
Wrench ER




JIS B 6339
(MAS 403 BT)

DIN ISO 15488

HRC 58±2



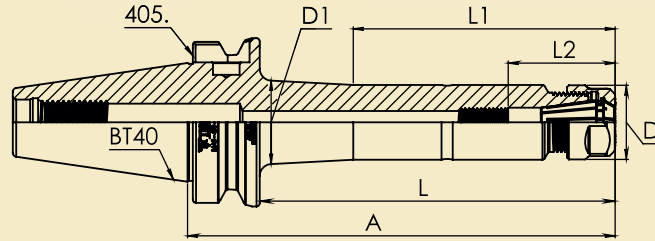
STANDARD
G 2.5
25.000
min
Uç19mm



AD/B - 406

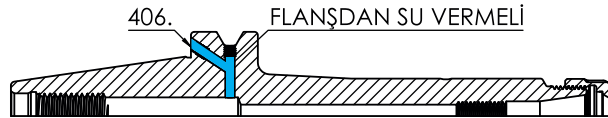


AD - 405



MAS 403 BT

Sipariş Kodu Order Code	BT Tipi BT Type	Pens Kapağı ER Tipi Clamping Nuts ER	Kapasite Capacity	Ölçüler (Dimensions)						Ağırlık Weight (KG)
				A	D	D1	L	L1	L2	
405.01.10.63.6K	BT40	ER16/426-6K	1-10 mm	63	28	-	36	-	49	1.03
405.01.10.100.6K	BT40	ER16/426-6K	1-10 mm	100	28	-	73	-	40	1.18
405.01.10.130.6K	BT40	ER16/426-6K	1-10 mm	130	28	-	103	-	40	1.32
405.01.10.160.6K	BT40	ER16/426-6K	1-10 mm	160	28	31.5	133	98	40	1.46
405.01.10.200.6K	BT40	ER16/426-6K	1-10 mm	200	28	33.0	173	120	40	1.67



Sipariş Kodu Order Code	BT Tipi BT Type	Pens Kapağı ER Tipi Clamping Nuts ER	Kapasite Capacity	Ölçüler (Dimensions)						Ağırlık Weight (KG)
				A	D	D1	L	L1	L2	
406.01.10.63.6K	BT40	ER16/426-6K	1-10 mm	63	28	-	36	-	49	1.03
406.01.10.100.6K	BT40	ER16/426-6K	1-10 mm	100	28	-	73	-	40	1.18
406.01.10.130.6K	BT40	ER16/426-6K	1-10 mm	130	28	-	103	-	40	1.31
406.01.10.160.6K	BT40	ER16/426-6K	1-10 mm	160	28	31.5	133	98	40	1.46
406.01.10.200.6K	BT40	ER16/426-6K	1-10 mm	200	28	33.0	173	120	40	1.67




BT40 ER16 Pens Başığ ER16 Collet Chucks

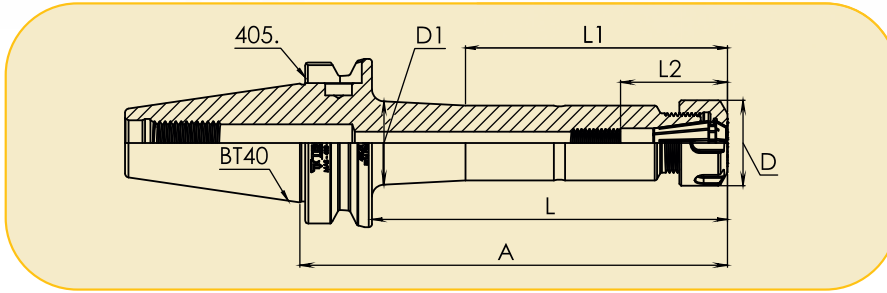
TR **TEKOMA**[®]
HASSAS TUTUCU TAKIMLARI
www.tekoma.com.tr



AD - 405



AD/B - 406



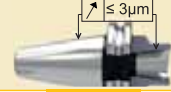
MAS 403 BT

Sipariş Kodu Order Code	BT Tipi BT Type	Pens Kapağı ER Tipi Clamping Nuts ER	Kapasite Capacity	Ölçüler (Dimensions)						Ağırlık Weight (KG)
				A	D	D1	L	L1	L2	
405.01.10.63	BT40	ER16/426	1-10 mm	63	32	-	36	-	49	1.03
405.01.10.100	BT40	ER16/426	1-10 mm	100	32	-	73	-	40	1.20
405.01.10.130	BT40	ER16/426	1-10 mm	130	32	-	103	-	40	1.33
405.01.10.160	BT40	ER16/426	1-10 mm	160	32	31.5	133	98	40	1.48
405.01.10.200	BT40	ER16/426	1-10 mm	200	32	33	173	120	40	1.69

JIS B 6339
(MAS 403 BT)

DIN ISO 15488

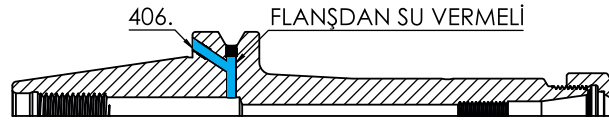
HRC 58±2



STANDARD
G 2.5
25.000
min⁺
üst⁺mm

CHIP

BT



Sipariş Kodu Order Code	BT Tipi BT Type	Pens Kapağı ER Tipi Clamping Nuts ER	Kapasite Capacity	Ölçüler (Dimensions)						Ağırlık Weight (KG)
				A	D	D1	L	L1	L2	
406.01.10.63	BT40	ER16/426	1-10 mm	63	32	-	36	-	49	1.04
406.01.10.100	BT40	ER16/426	1-10 mm	100	32	-	73	-	40	1.20
406.01.10.130	BT40	ER16/426	1-10 mm	130	32	-	103	-	40	1.33
406.01.10.160	BT40	ER16/426	1-10 mm	160	32	31.5	133	98	40	1.48
406.01.10.200	BT40	ER16/426	1-10 mm	200	32	33	173	120	40	1.69

DIN ISO
15488



YP-1/4

Pens ER
Collet ER

DIN ISO
15488



YP-9

Pens Kapağı ER
Clamping Nuts ER



YP-8

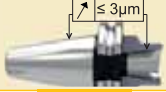
Anahtar ER
Wrench ER

BT-10


JIS B 6339
(MAS 403 BT)

DIN ISO 15488

HRC 58±2



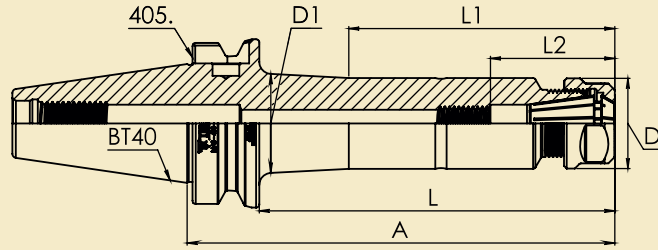
STANDARD
G 2.5
25.000
min
Us/1gmm



AD/B - 406

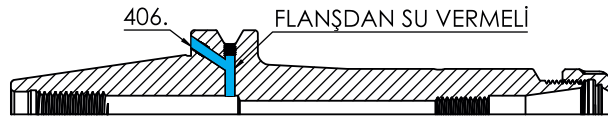


AD - 405



MAS 403 BT

Sipariş Kodu Order Code	BT Tipi BT Type	Pens Kapağı ER Tipi Clamping Nuts ER	Kapasite Capacity	Ölçüler (Dimensions)						Ağırlık Weight (KG)
				A	D	D1	L	L1	L2	
405.01.13.70.6K	BT40	ER20/428-6K	1-13 mm	70	34	-	43	-	56	1.09
405.01.13.100.6K	BT40	ER20/428-6K	1-13 mm	100	34	-	73	-	47	1.28
405.01.13.130.6K	BT40	ER20/428-6K	1-13 mm	130	34	-	103	-	47	1.47
405.01.13.160.6K	BT40	ER20/428-6K	1-13 mm	160	34	37.5	133	99.5	47	1.48
405.01.13.200.6K	BT40	ER20/428-6K	1-13 mm	200	34	39	173	121.5	47	1.98



Sipariş Kodu Order Code	BT Tipi BT Type	Pens Kapağı ER Tipi Clamping Nuts ER	Kapasite Capacity	Ölçüler (Dimensions)						Ağırlık Weight (KG)
				A	D	D1	L	L1	L2	
406.01.13.70.6K	BT40	ER20/428-6K	1-13 mm	70	34	-	43	-	56	1.09
406.01.13.100.6K	BT40	ER20/428-6K	1-13 mm	100	34	-	73	-	47	1.28
406.01.13.130.6K	BT40	ER20/428-6K	1-13 mm	130	34	-	103	-	47	1.47
406.01.13.160.6K	BT40	ER20/428-6K	1-13 mm	160	34	37.5	133	99.5	47	1.48
406.01.13.200.6K	BT40	ER20/428-6K	1-13 mm	200	34	39	173	121.5	47	1.98

DIN ISO
15488



YP-1 / 4

Pens ER
Collet ER

DIN ISO
15488



YP-9


Pens Kapağı ER
Clamping Nuts ER

BT40 ER25 Pens Başığı

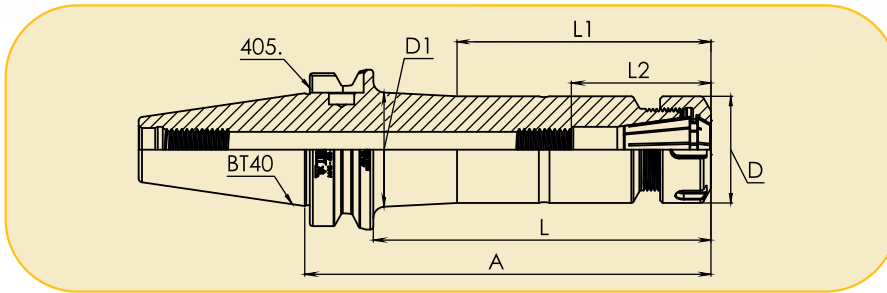
ER25 Collet Chucks



AD - 405

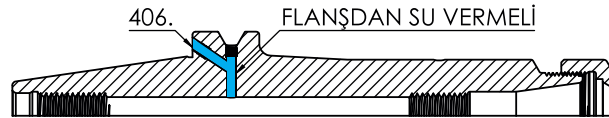


AD/B - 406

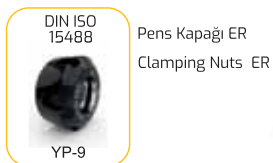


MAS 403 BT

Sipariş Kodu Order Code	BT Tipi BT Type	Pens Kapağı ER Tipi Clamping Nuts ER	Kapasite Capacity	Ölçüler (Dimensions)						Ağırlık Weight (KG)
				A	D	D1	L	L1	L2	
405.01.16.60	BT40	ER25/430	2-16 mm	60	42	-	33	-	55	1.06
405.01.16.100	BT40	ER25/430	2-16 mm	100	42	-	73	-	55	1.44
405.01.16.130	BT40	ER25/430	2-16 mm	130	42	-	103	-	55	1.73
405.01.16.160	BT40	ER25/430	2-16 mm	160	42	45	133	100	55	2.05
405.01.16.200	BT40	ER25/430	2-16 mm	200	42	47	173	122	55	2.48



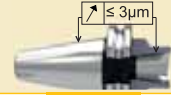
Sipariş Kodu Order Code	BT Tipi BT Type	Pens Kapağı ER Tipi Clamping Nuts ER	Kapasite Capacity	Ölçüler (Dimensions)						Ağırlık Weight (KG)
				A	D	D1	L	L1	L2	
406.01.16.60	BT40	ER25/430	2-16 mm	60	42	-	33	-	55	1.06
406.01.16.100	BT40	ER25/430	2-16 mm	100	42	-	73	-	55	1.44
406.01.16.130	BT40	ER25/430	2-16 mm	130	42	-	103	-	55	1.73
406.01.16.160	BT40	ER25/430	2-16 mm	160	42	45	133	100	55	2.05
406.01.16.200	BT40	ER25/430	2-16 mm	200	42	47	173	122	55	2.48



JIS B 6339
(MAS 403 BT)

DIN ISO 15488

HRC 58±2



STANDARD
G 2.5
25.000
min⁺
üst⁺mm

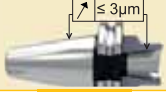
CHIP

BT


JIS B 6339
(MAS 403 BT)

DIN ISO 15488

HRC 58±2



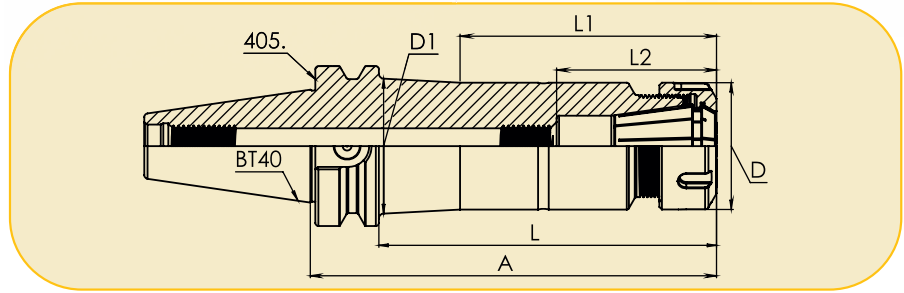
STANDARD
G 2.5
25.000
min
Us:1g/mm



AD/B - 406

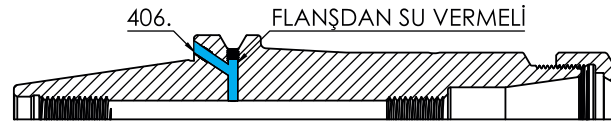


AD - 405



MAS 403 BT

Sipariş Kodu Order Code	BT Tipi BT Type	Pens Kapağı ER Tipi Clamping Nuts ER	Kapasite Capacity	Ölçüler (Dimensions)						Ağırlık Weight (KG)
				A	D	D1	L	L1	L2	
405.01.20.70	BT40	ER32/470	2-20 mm	70	50	-	43	-	58	1.21
405.01.20.100	BT40	ER32/470	2-20 mm	100	50	-	73	-	58	1.62
405.01.20.130	BT40	ER32/470	2-20 mm	130	50	-	103	-	63	2.03
405.01.20.160	BT40	ER32/470	2-20 mm	160	50	53.5	133	101	63	2.49
405.01.20.200	BT40	ER32/470	2-20 mm	200	50	55	173	123	63	3.11



Sipariş Kodu Order Code	BT Tipi BT Type	Pens Kapağı ER Tipi Clamping Nuts ER	Kapasite Capacity	Ölçüler (Dimensions)						Ağırlık Weight (KG)
				A	D	D1	L	L1	L2	
406.01.20.70	BT40	ER32/470	2-20 mm	70	50	-	43	-	58	1.20
406.01.20.100	BT40	ER32/470	2-20 mm	100	50	-	73	-	58	1.62
406.01.20.130	BT40	ER32/470	2-20 mm	130	50	-	103	-	63	2.03
406.01.20.160	BT40	ER32/470	2-20 mm	160	50	53.5	133	101	63	2.49
406.01.20.200	BT40	ER32/470	2-20 mm	200	50	55	173	123	63	3.11




BT40 ER40 Pens Başığ ER40 Collet Chucks

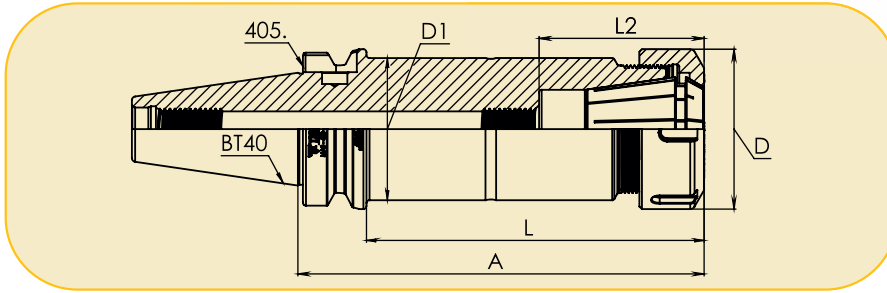
TR TEKOMA®
HASSAS TUTUCU TAKIMLARI
www.tekoma.com.tr



AD - 405



AD/B - 406



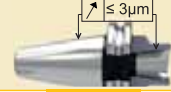
MAS 403 BT

Sipariş Kodu Order Code	BT Tipi BT Type	Pens Kapağı ER Tipi Clamping Nuts ER	Kapasite Capacity	Ölçüler (Dimensions)						Ağırlık Weight (KG)
				A	D	D1	L	L1	L2	
405.01.26.80	BT40	ER40/472	3-26 mm	80	63	-	53	-	66	1.46
405.01.26.100	BT40	ER40/472	3-26 mm	100	63	-	73	-	57	1.86
405.01.26.130	BT40	ER40/472	3-26 mm	130	63	-	103	-	66	2.36
405.01.26.160	BT40	ER40/472	3-26 mm	160	63	-	133	-	66	2.90
405.01.26.200	BT40	ER40/472	3-26 mm	200	63	-	173	-	66	3.62

JIS B 6339
(MAS 403 BT)

DIN ISO 15488

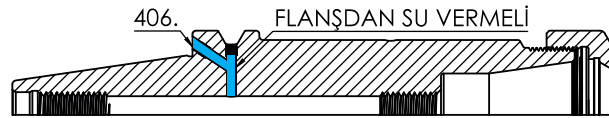
HRC 58±2




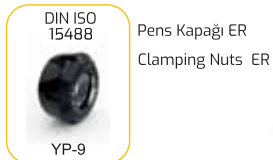
STANDARD
G 2.5
25.000
min*
üst 15mm

CHIP

BT



Sipariş Kodu Order Code	BT Tipi BT Type	Pens Kapağı ER Tipi Clamping Nuts ER	Kapasite Capacity	Ölçüler (Dimensions)						Ağırlık Weight (KG)
				A	D	D1	L	L1	L2	
406.01.26.80	BT40	ER40/472	3-26 mm	80	63	-	53	-	66	1.46
406.01.26.100	BT40	ER40/472	3-26 mm	100	63	-	73	-	57	1.86
406.01.26.130	BT40	ER40/472	3-26 mm	130	63	-	103	-	66	2.36
406.01.26.160	BT40	ER40/472	3-26 mm	160	63	-	133	-	66	2.90
406.01.26.200	BT40	ER40/472	3-26 mm	200	63	-	173	-	66	3.62



BT-14

TEKOMA Sipariş Kodu Sistemi

405.07.25.100.L

405 . 07 . 25 . 100 . L
BT40 Merkezden Soğutmalı Veldon Tutucu Max. takım bağlama çapı Tutucu Uzunluğu Ekstra Özellik

300 SK30 Merkezden Soğutmalı
304 SK30 Router Tutucusu

400 SK40 Merkezden Soğutmalı
401 SK40 Flanşdan soğutmalı

405 BT40 Merkezden Soğutmalı
406 BT40 Flanşdan soğutmalı
407 BBT40 Alın taşlamalı
408 BBT40 Alın taşlamalı Flanşdan soğutmalı

505 BT50 Merkezden Soğutmalı
506 BT50 Flanşdan soğutmalı

M - Mini kapak
6K - Altı köşe kapak
K - Kanaldan su verme
L - Hafifletilmiş
S - İnce Cidarlı

01 - ER tipi pens başlığı
07 - Veldon tutucu
11 - Vidalı tutucu
17 - Alın kamalı malafa
19 - Kombine malafa
21 - Özel takım Ham bara
22 - Fener mili konik mastar
27 - Klavuz çekme başlığı
40 - Çektirme civatası

TEKOMA Order Code System

405.07.25.100.L

405 . 07 . 25 . 100 . L
BT40 Central Cooled End Mill Holder Max. Tool Clamping Diameter Holder Length Extra Feature

300 SK30 Central Cooled
304 SK30 Router Holder

400 SK40 Central Cooled
401 SK40 Flange Coolant Channels

405 BT40 Central Cooled
406 BT40 Flange Coolant Channels
407 BBT40 Face Contact Central Cooled
408 BBT40 Face Contact Flange Coolant Channels

505 BT50 Central Cooled
506 BT50 Flange Coolant Channels

M - Clamping Nut ER Mini
6K - Hexagon Clamping Nuts
K - Coolant Channels
L - Light
S - Slimline Design


01 - ER Type Collet Chucks
07 - End Mill Holder
11 - Milling Cutter Arbors for Screw-on Type Milling Cutters
17 - Shell Mill Holder for Cutters with driving slot
19 - Combi Shell Mill Holder
21 - Boring Bar Blanks For The Production Of Special Tools
22 - Test Arbors
27- Quick-Change Tapping Chucks Without Length Compensation
40- Pullstuds

BT40 6 mm Veldon Tutucu 6 mm End Mill Holder

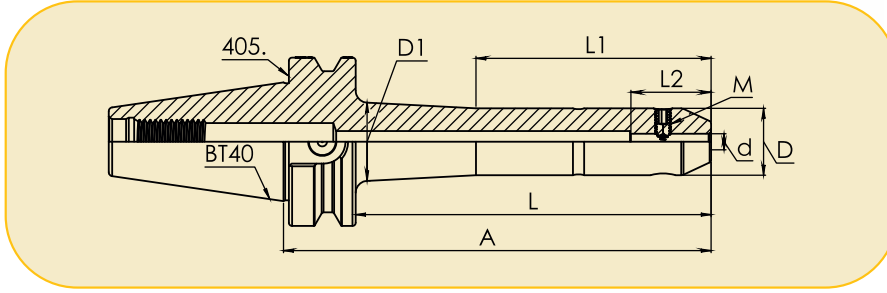
TR TEKOMA®
HASSAS TUTUCU TAKIMLARI
www.tekoma.com.tr



AD - 405



AD/B - 406



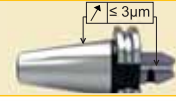
MAS 403 BT

Sipariş Kodu Order Code	BT Tipi BT Type	Ölçüler (Dimensions)								Ağırlık Weight (KG)
		d	A	D	D1	L	L1	L2	M	
405.07.06.50	BT40	6	50	25	-	23	-	36	M6x10	1.03
405.07.06.100	BT40	6	100	25	-	73	-	36	M6x10	1.20
405.07.06.130	BT40	6	130	25	-	103	-	36	M6x10	1.31
405.07.06.160	BT40	6	160	25	29.5	133	88	36	M6x10	1.44
405.07.06.200	BT40	6	200	25	30	173	120	36	M6x10	1.60

JIS B 6339
(MAS 403 BT)

DIN 1835-B

HRC 58±2



(H4)

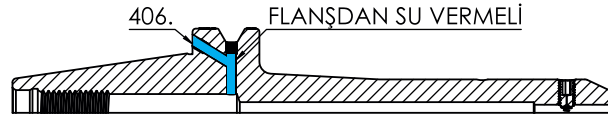
DIN 1835-B



STANDARD
C 2.5
25.000
max.
US 19mm

CHIP

BT



Sipariş Kodu Order Code	BT Tipi BT Type	Ölçüler (Dimensions)								Ağırlık Weight (KG)
		d	A	D	D1	L	L1	L2	M	
406.07.06.50	BT40	6	50	25	-	23	-	36	M6x10	1.03
406.07.06.100	BT40	6	100	25	-	73	-	36	M6x10	1.20
406.07.06.130	BT40	6	130	25	-	103	-	36	M6x10	1.30
406.07.06.160	BT40	6	160	25	29.5	133	88	36	M6x10	1.44
406.07.06.200	BT40	6	200	25	30	173	120	36	M6x10	1.60

DIN 1835 B

Veldon Sıkma Cıvatası

Clamping Screw Veldon DIN 1835 B



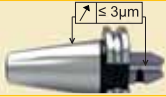
YP-10

BT-16

JIS B 6339
(MAS 403 BT)

DIN 1835-B

HRC 58±2




(H4)

DIN 1835-B



STANDARD
G 2.5
25.000
mm
Ustgmm

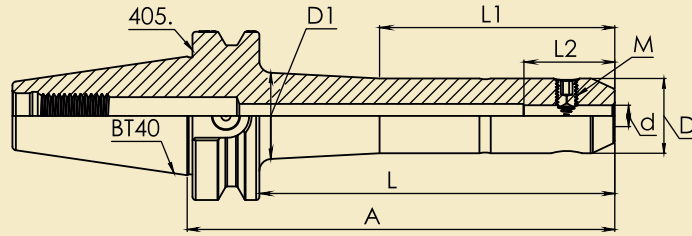
CHIP



AD/B - 406

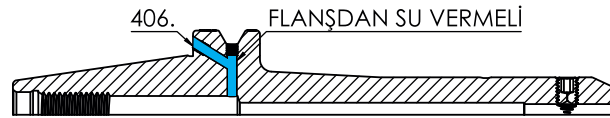


AD - 405



MAS 403 BT

Sipariş Kodu Order Code	BT Tipi BT Type	Ölçüler (Dimensions)								Ağırlık Weight (KG)
		d	A	D	D1	L	L1	L2	M	
405.07.08.50	BT40	8	50	28	-	23	-	40	M8x10	1.05
405.07.08.100	BT40	8	100	28	-	73	-	40	M8x10	1.27
405.07.08.130	BT40	8	130	28	-	103	-	40	M8x10	1.41
405.07.08.160	BT40	8	160	28	32.5	133	88	40	M8x10	1.58
405.07.08.200	BT40	8	200	28	33	173	120	40	M8x10	1.77



Sipariş Kodu Order Code	BT Tipi BT Type	Ölçüler (Dimensions)								Ağırlık Weight (KG)
		d	A	D	D1	L	L1	L2	M	
406.07.08.50	BT40	8	50	28	-	23	-	40	M8x10	1.05
406.07.08.100	BT40	8	100	28	-	73	-	40	M8x10	1.27
406.07.08.130	BT40	8	130	28	-	103	-	40	M8x10	1.40
406.07.08.160	BT40	8	160	28	32.5	133	88	40	M8x10	1.58
406.07.08.200	BT40	8	200	28	33	173	120	40	M8x10	1.77

DIN 1835 B

Veldon Sıkma Cıvatası

Clamping Screw Veldon DIN 1835 B




YP-10

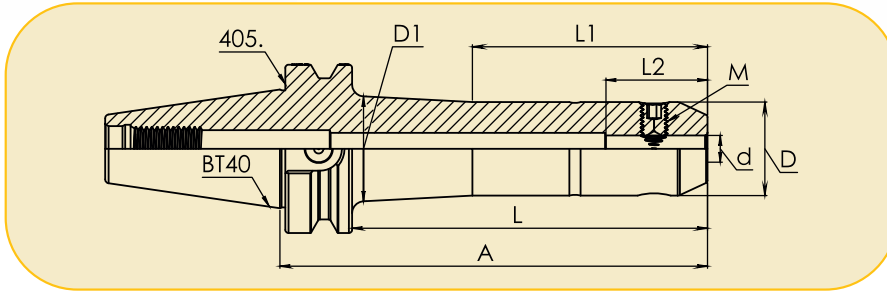
BT40 10 mm Veldon Tutucu 10 mm End Mill Holder



AD - 405



AD/B - 406




MAS 403 BT

Sipariş Kodu Order Code	BT Tipi BT Type	Ölçüler (Dimensions)								Ağırlık Weight (KG)
		d	A	D	D1	L	L1	L2	M	
405.07.10.63	BT40	10	63	35	-	36	-	44	M10x12	1.17
405.07.10.100	BT40	10	100	35	-	73	-	44	M10x12	1.42
405.07.10.130	BT40	10	130	35	-	103	-	44	M10x12	1.62
405.07.10.160	BT40	10	160	35	39.5	133	88	44	M10x12	1.86
405.07.10.200	BT40	10	200	35	40.5	173	120	44	M10x12	2.14

JIS B 6339
(MAS 403 BT)

DIN 1835-B

HRC 58±2



(H4)

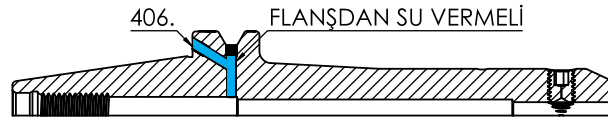
DIN 1835-B



STANDARD
C 2.5
25.000
mm
US 19mm

CHIP

BT



Sipariş Kodu Order Code	BT Tipi BT Type	Ölçüler (Dimensions)								Ağırlık Weight (KG)
		d	A	D	D1	L	L1	L2	M	
406.07.10.63	BT40	10	63	35	-	36	-	44	M10x12	1.17
406.07.10.100	BT40	10	100	35	-	73	-	44	M10x12	1.41
406.07.10.130	BT40	10	130	35	-	103	-	44	M10x12	1.61
406.07.10.160	BT40	10	160	35	39.5	133	88	44	M10x12	1.86
406.07.10.200	BT40	10	200	35	40.5	173	120	44	M10x12	2.14

DIN 1835 B

Veldon Sıkma Civatası
Clamping Screw Veldon DIN 1835 B



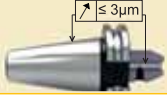
YP-10



JIS B 6339
(MAS 403 BT)

DIN 1835-B

HRC 58±2




(H4)

DIN 1835-B



STANDARD
G 2.5
25.000
mm
Us15mm

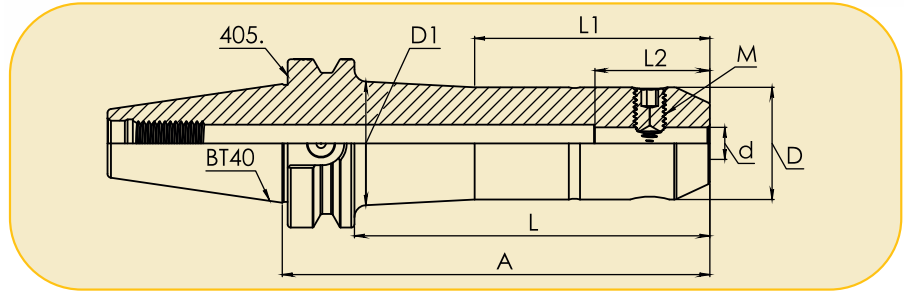
CHIP



AD/B - 406

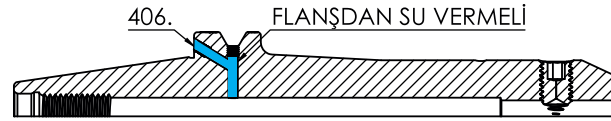


AD - 405



MAS 403 BT

Sipariş Kodu Order Code	BT Tipi BT Type	Ölçüler (Dimensions)								Ağırlık Weight (KG)
		d	A	D	D1	L	L1	L2	M	
405.07.12.63	BT40	12	63	42	-	36	-	51	M12x16	1.26
405.07.12.100	BT40	12	100	42	-	73	-	51	M12x16	1.63
405.07.12.130	BT40	12	130	42	-	103	-	51	M12x16	1.93
405.07.12.160	BT40	12	160	42	46.5	133	88	51	M12x16	2.28
405.07.12.200	BT40	12	200	42	47.5	173	120	51	M12x16	2.70



Sipariş Kodu Order Code	BT Tipi BT Type	Ölçüler (Dimensions)								Ağırlık Weight (KG)
		d	A	D	D1	L	L1	L2	M	
406.07.12.63	BT40	12	63	42	-	36	-	51	M12x16	1.26
406.07.12.100	BT40	12	100	42	-	73	-	51	M12x16	1.62
406.07.12.130	BT40	12	130	42	-	103	-	51	M12x16	1.92
406.07.12.160	BT40	12	160	42	46.5	133	88	51	M12x16	2.28
406.07.12.200	BT40	12	200	42	47.5	173	120	51	M12x16	2.70

DIN 1835 B

Veldon Sıkma Cıvatası

Clamping Screw Veldon DIN 1835 B




YP-10

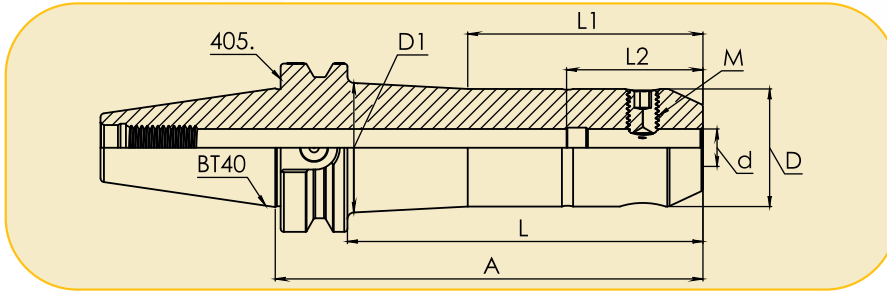
BT40 14 mm Veldon Tutucu 14 mm End Mill Holder



AD - 405

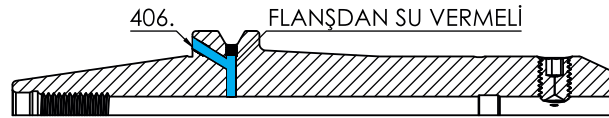


AD/B - 406



MAS 403 BT

Sipariş Kodu Order Code	BT Tipi BT Type	Ölçüler (Dimensions)								Ağırlık Weight (KG)
		d	A	D	D1	L	L1	L2	M	
405.07.14.63	BT40	14	63	44	-	36	-	51	M12x16	1.28
405.07.14.100	BT40	14	100	44	-	73	-	51	M12x16	1.69
405.07.14.130	BT40	14	130	44	-	103	-	51	M12x16	2.02
405.07.14.160	BT40	14	160	44	48.5	133	88	51	M12x16	2.40
405.07.14.200	BT40	14	200	44	49.5	173	120	51	M12x16	2.86



Sipariş Kodu Order Code	BT Tipi BT Type	Ölçüler (Dimensions)								Ağırlık Weight (KG)
		d	A	D	D1	L	L1	L2	M	
406.07.14.63	BT40	14	63	44	-	36	-	51	M12x16	1.28
406.07.14.100	BT40	14	100	44	-	73	-	51	M12x16	1.68
406.07.14.130	BT40	14	130	44	-	103	-	51	M12x16	2.01
406.07.14.160	BT40	14	160	44	48.5	133	88	51	M12x16	2.40
406.07.14.200	BT40	14	200	44	49.5	173	120	51	M12x16	2.86

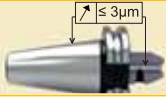


BT

JIS B 6339
(MAS 403 BT)

DIN 1835-B

HRC 58±2




(H4)

DIN 1835-B



STANDARD
G 2.5
25.000
mm
1/16 in

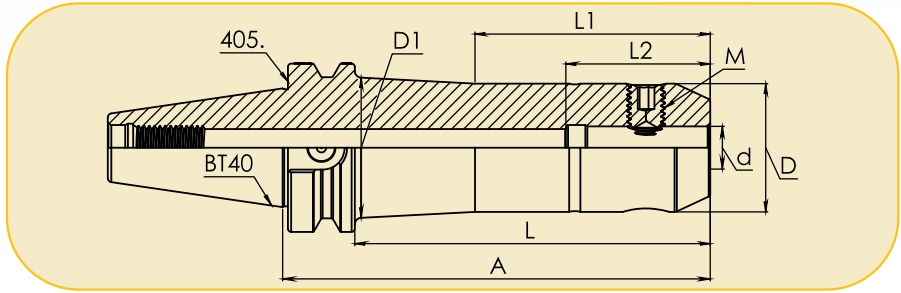
CHIP



AD/B - 406

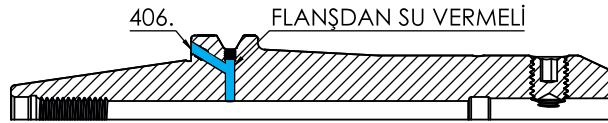


AD - 405



MAS 403 BT

Sipariş Kodu Order Code	BT Tipi BT Type	Ölçüler (Dimensions)								Ağırlık Weight (KG)
		d	A	D	D1	L	L1	L2	M	
405.07.16.63	BT40	16	63	48	-	36	-	54	M14x16	1.34
405.07.16.100	BT40	16	100	48	-	73	-	54	M14x16	1.82
405.07.16.130	BT40	16	130	48	-	103	-	54	M14x16	2.23
405.07.16.160	BT40	16	160	48	52.5	133	88	54	M14x16	2.68
405.07.16.200	BT40	16	200	48	53.5	173	120	54	M14x16	3.23



406. FLANŞDAN SU VERMELİ

Sipariş Kodu Order Code	BT Tipi BT Type	Ölçüler (Dimensions)								Ağırlık Weight (KG)
		d	A	D	D1	L	L1	L2	M	
406.07.16.63	BT40	16	63	48	-	36	-	54	M14x16	1.33
406.07.16.100	BT40	16	100	48	-	73	-	54	M14x16	1.82
406.07.16.130	BT40	16	130	48	-	103	-	54	M14x16	2.22
406.07.16.160	BT40	16	160	48	52.5	133	88	54	M14x16	2.68
406.07.16.200	BT40	16	200	48	53.5	173	120	54	M14x16	3.23

DIN 1835 B

Veldon Sıkma Civatası
Clamping Screw Veldon DIN 1835 B



YP-10

BT40 18 mm Veldon Tutucu 18 mm End Mill Holder

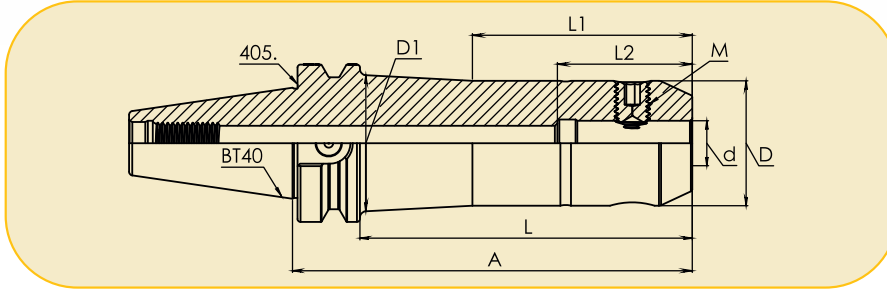
TR TEKOMA®
HASSAS TUTUCU TAKIMLARI
www.tekoma.com.tr



AD - 405

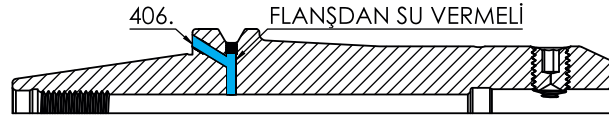


AD/B - 406



MAS 403 BT

Sipariş Kodu Order Code	BT Tipi BT Type	Ölçüler (Dimensions)								Ağırlık Weight (KG)
		d	A	D	D1	L	L1	L2	M	
405.07.18.63	BT40	18	63	50	-	36	-	54	M14x16	1.35
405.07.18.100	BT40	18	100	50	-	73	-	54	M14x16	1.89
405.07.18.130	BT40	18	130	50	-	103	-	54	M14x16	2.32
405.07.18.160	BT40	18	160	50	54.5	133	88	54	M14x16	2.82
405.07.18.200	BT40	18	200	50	55.5	173	120	54	M14x16	3.42



Sipariş Kodu Order Code	BT Tipi BT Type	Ölçüler (Dimensions)								Ağırlık Weight (KG)
		d	A	D	D1	L	L1	L2	M	
406.07.18.63	BT40	18	63	50	-	36	-	54	M14x16	1.35
406.07.18.100	BT40	18	100	50	-	73	-	54	M14x16	1.88
406.07.18.130	BT40	18	130	50	-	103	-	54	M14x16	2.31
406.07.18.160	BT40	18	160	50	54.5	133	88	54	M14x16	2.81
406.07.18.200	BT40	18	200	50	55.5	173	120	54	M14x16	3.42

DIN 1835 B

Veldon Sıkma Civatası

Clamping Screw Veldon DIN 1835 B



YP-10

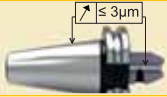


BT

JIS B 6339
(MAS 403 BT)

DIN 1835-B

HRC 58±2



(H4)

DIN 1835-B



STANDARD
G 2.5
25.000
mm
Ustgmm

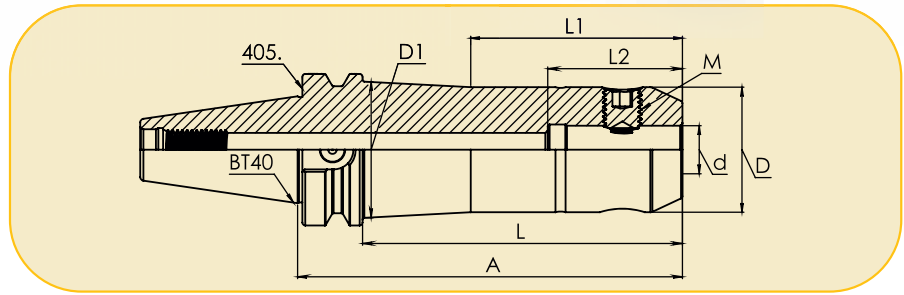
CHIP



AD/B - 406

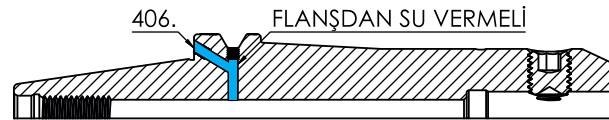


AD - 405



MAS 403 BT

Sipariş Kodu Order Code	BT Tipi BT Type	Ölçüler (Dimensions)								Ağırlık Weight (KG)
		d	A	D	D1	L	L1	L2	M	
405.07.20.63	BT40	20	63	52	-	36	-	56	M16x16	1.36
405.07.20.100	BT40	20	100	52	-	73	-	56	M16x16	1.94
405.07.20.130	BT40	20	130	52	-	103	-	56	M16x16	2.41
405.07.20.160	BT40	20	160	52	57	133	88	56	M16x16	2.95
405.07.20.200	BT40	20	200	52	57.5	173	120	56	M16x16	3.60



Sipariş Kodu Order Code	BT Tipi BT Type	Ölçüler (Dimensions)								Ağırlık Weight (KG)
		d	A	D	D1	L	L1	L2	M	
406.07.20.63	BT40	20	63	52	-	36	-	56	M16x16	1.36
406.07.20.100	BT40	20	100	52	-	73	-	56	M16x16	1.94
406.07.20.130	BT40	20	130	52	-	103	-	56	M16x16	2.41
406.07.20.160	BT40	20	160	52	57	133	88	56	M16x16	2.95
406.07.20.200	BT40	20	200	52	57.5	173	120	56	M16x16	3.60

DIN 1835 B

Veldon Sıkma Civatası

Clamping Screw Veldon DIN 1835 B




YP-10

BT40 25 mm Veldon Tutucu 25 mm End Mill Holder

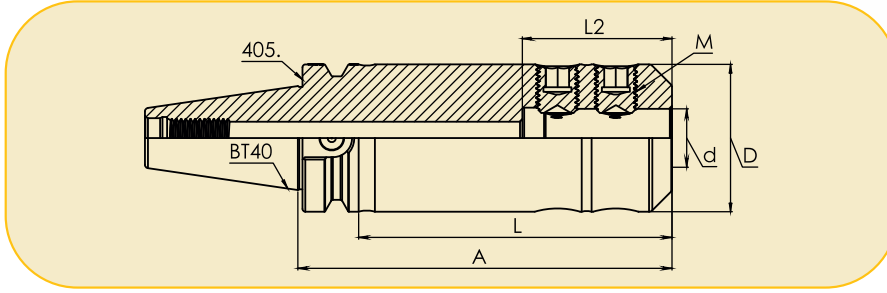
TR **TEKOMA**[®]
HASSAS TUTUCU TAKIMLARI
www.tekoma.com.tr



AD - 405



AD/B - 406



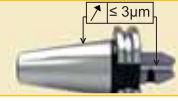
MAS 403 BT

Sipariş Kodu Order Code	BT Tipi BT Type	Ölçüler (Dimensions)						Ağırlık Weight (KG)
		d	A	D	L	L2	M	
405.07.25.90	BT40	25	90	63	63	64	M18x20	2.12
405.07.25.130	BT40	25	130	63	103	64	M18x20	3.06
405.07.25.160	BT40	25	160	63	133	64	M18x20	3.76
405.07.25.200	BT40	25	200	63	173	64	M18x20	4.69

JIS B 6339
(MAS 403 BT)

DIN 1835-B

HRC 58±2



(H4)

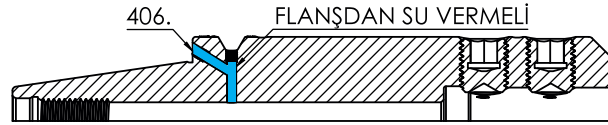
DIN 1835-B



STANDARD
G 2.5
25.000
mm
US 19mm

CHIP

BT



Sipariş Kodu Order Code	BT Tipi BT Type	Ölçüler (Dimensions)						Ağırlık Weight (KG)
		d	A	D	L	L2	M	
406.07.25.90	BT40	25	90	63	63	64	M18x20	2.11
406.07.25.130	BT40	25	130	63	103	64	M18x20	3.05
406.07.25.160	BT40	25	160	63	133	64	M18x20	3.75
406.07.25.200	BT40	25	200	63	173	64	M18x20	4.69

DIN 1835 B

Veldon Sıkma Cıvatası

Clamping Screw Veldon DIN 1835 B



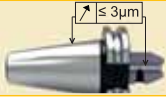
YP-10

BT-24

JIS B 6339
(MAS 403 BT)

DIN 1835-B

HRC 58±2



(H4)

DIN 1835-B



STANDARD
G 2.5
25.000
mm
Ustgmm

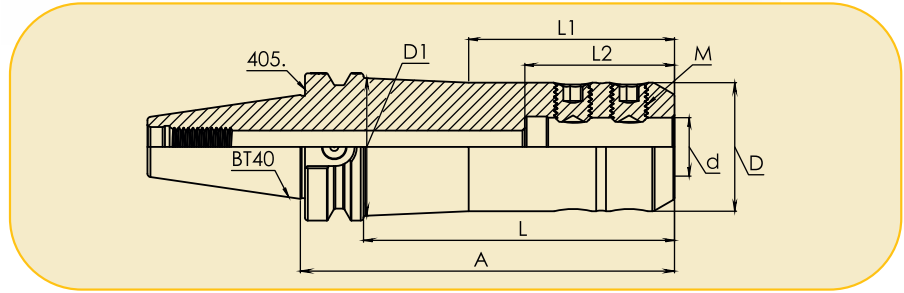
CHIP



AD/B - 406

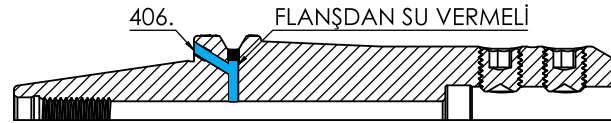


AD - 405



MAS 403 BT

Sipariş Kodu Order Code	BT Tipi BT Type	Ölçüler (Dimensions)								Ağırlık Weight (KG)
		d	A	D	D1	L	L1	L2	M	
405.07.25.60.L	BT40	25	60	53	-	33	-	64	M16x15	1.23
405.07.25.90.L	BT40	25	90	55	-	63	-	64	M16x16	1.80
405.07.25.130.L	BT40	25	130	55	-	103	-	64	M16x16	2.49
405.07.25.160.L	BT40	25	160	55	59	133	88	64	M16x16	3.07
405.07.25.200.L	BT40	25	200	55	59	173	120	64	M16x16	3.77



Sipariş Kodu Order Code	BT Tipi BT Type	Ölçüler (Dimensions)								Ağırlık Weight (KG)
		d	A	D	D1	L	L1	L2	M	
406.07.25.60.L	BT40	25	60	53	-	33	-	64	M16x15	1.23
406.07.25.90.L	BT40	25	100	55	-	63	-	64	M16x16	1.80
406.07.25.130.L	BT40	25	130	55	-	103	-	64	M16x16	2.49
406.07.25.160.L	BT40	25	160	55	59	133	88	64	M16x16	3.07
406.07.25.200.L	BT40	25	200	55	59	173	120	64	M16x16	3.77

DIN 1835 B

Veldon Sıkma Civatası

Clamping Screw Veldon DIN 1835 B




YP-10

BT40 32 mm Veldon Tutucu 32 mm End Mill Holder

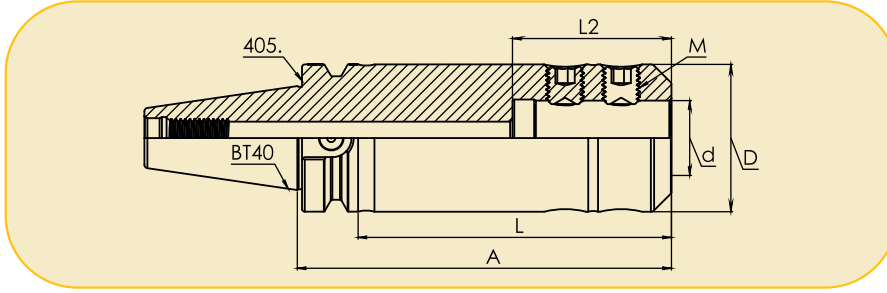
TR **TEKOMA**[®]
HASSAS TUTUCU TAKIMLARI
www.tekoma.com.tr



AD - 405



AD/B - 406



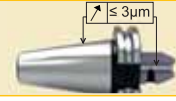
MAS 403 BT

Sipariş Kodu Order Code	BT Tipi BT Type	Ölçüler (Dimensions)						Ağırlık Weight (KG)
		d	A	D	L	L2	M	
405.07.32.100	BT40	32	100	72	73	68	M20x20	2.65
405.07.32.130	BT40	32	130	72	103	68	M20x20	3.56
405.07.32.160	BT40	32	160	72	133	68	M20x20	4.48

JIS B 6339
(MAS 403 BT)

DIN 1835-B

HRC 58±2



(H4)

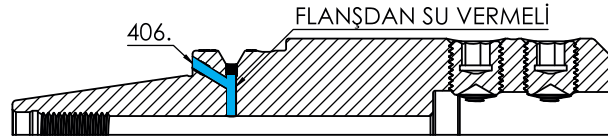
DIN 1835-B



STANDARD
G 2.5
25.000
mm
US 19mm

CHIP

BT



Sipariş Kodu Order Code	BT Tipi BT Type	Ölçüler (Dimensions)						Ağırlık Weight (KG)
		d	A	D	L	L2	M	
406.07.32.100	BT40	32	100	72	73	68	M20x20	2.64
406.07.32.130	BT40	32	130	72	103	68	M20x20	3.55
406.07.32.160	BT40	32	160	72	133	68	M20x20	4.48

DIN 1835 B

Veldon Sıkma Civatası

Clamping Screw Veldon DIN 1835 B



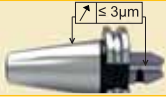
YP-10

BT-26

JIS B 6339
(MAS 403 BT)

DIN 1835-B

HRC 58±2



(H4)

DIN 1835-B



STANDARD
G 2.5
25.000
mm
Ustgmm

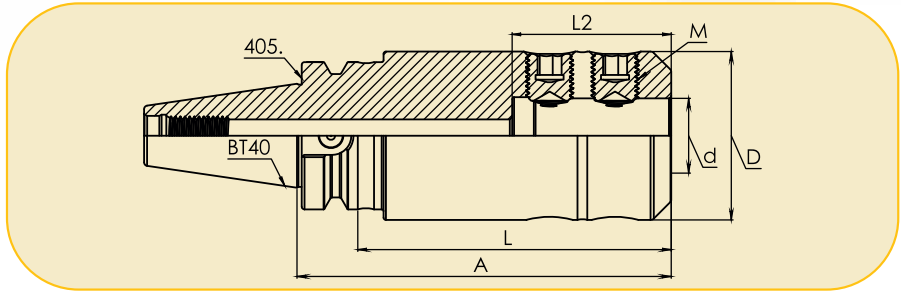
CHIP



AD/B - 406

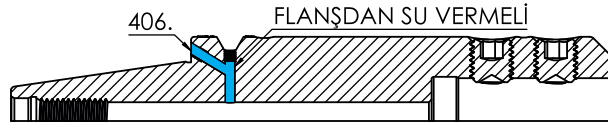


AD - 405



MAS 403 BT

Sipariş Kodu Order Code	BT Tipi BT Type	Ölçüler (Dimensions)						Ağırlık Weight (KG)
		d	A	D	L	L2	M	
405.07.32.75.L	BT40	32	75	63	48	68	M16x16	1.61
405.07.32.100.L	BT40	32	100	63	73	68	M16x16	2.19
405.07.32.130.L	BT40	32	130	63	103	68	M16x16	2.88
405.07.32.160.L	BT40	32	160	63	133	68	M16x16	3.57



Sipariş Kodu Order Code	BT Tipi BT Type	Ölçüler (Dimensions)						Ağırlık Weight (KG)
		d	A	D	L	L2	M	
406.07.32.75.L	BT40	32	75	63	48	68	M16x16	1.61
406.07.32.100.L	BT40	32	100	63	73	68	M16x16	2.19
406.07.32.130.L	BT40	32	130	63	103	68	M16x16	2.88
406.07.32.160.L	BT40	32	160	63	133	68	M16x16	3.57

DIN 1835 B

Veldon Sıkma Civatası
Clamping Screw Veldon DIN 1835 B




YP-10

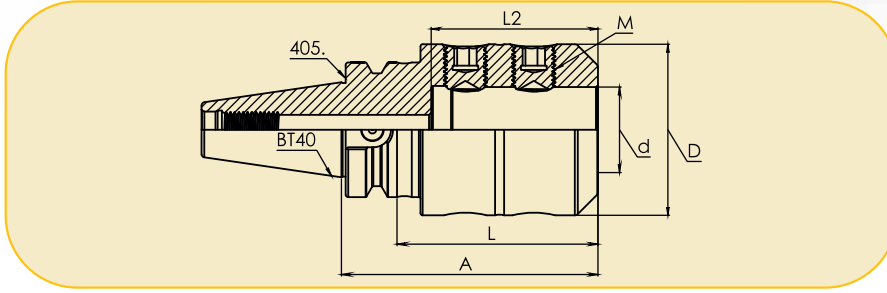
BT40 40 mm Veldon Tutucu 40 mm End Mill Holder



AD - 405



AD/B - 406



MAS 403 BT

Sipariş Kodu Order Code	BT Tipi BT Type	Ölçüler (Dimensions)						Ağırlık Weight (KG)
		d	A	D	L	L2	M	
405.07.40.120	BT40	40	120	78	93	78	M20x20	3.35

JIS B 6339
(MAS 403 BT)

DIN 1835-B

HRC 58±2



(H4)

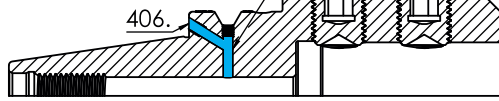
DIN 1835-B



STANDARD
G 2.5
25.000
mm
US 19mm

CHIP

FLANŞDAN SU VERMELİ



Sipariş Kodu Order Code	BT Tipi BT Type	Ölçüler (Dimensions)						Ağırlık Weight (KG)
		d	A	D	L	L2	M	
406.07.40.120	BT40	40	120	78	93	78	M20x20	3.35

DIN 1835 B

Veldon Sıkma Cıvatası

Clamping Screw Veldon DIN 1835 B



YP-10



BT

TEKOMA Sipariş Kodu Sistemi

405.11.16.100.S

405 . 11 . 16 . 100 . S
BT40 Merkezden Soğutmalı . Vidalı Tutucu . Max. takım . Tutucu . Ekstra
Soğutmalı . Vidalı Tutucu . bağlama çapı . Uzunluğu . Özellik

300 SK30 Merkezden Soğutmalı
304 SK30 Router Tutucusu

400 SK40 Merkezden Soğutmalı
401 SK40 Flanşdan soğutmalı

405 BT40 Merkezden Soğutmalı
406 BT40 Flanşdan soğutmalı
407 BBT40 Alın taşlamalı
408 BBT40 Alın taşlamalı Flanşdan soğutmalı

505 BT50 Merkezden Soğutmalı
506 BT50 Flanşdan soğutmalı

M - Mini kapak
6K - Altı köşe kapak
K - Kanaldan su verme
L - Hafifletilmiş
S - İnce Cidarlı

01 - ER tipi pens başlığı
07 - Veldon tutucu
11 - Vidalı tutucu
17 - Alın kamalı malafa
19 - Kombine malafa
21 - Özel takım Ham bara
22 - Fener mili konik master
27 - Klavuz çekme başlığı
40 - Çektirme civatası

TEKOMA Order Code System

405.11.16.100.S

405 . 11 . 16 . 100 . S
BT40 Central Cooled . Milling Cutter Arbors for Screw-on Type Milling Cutters . Max. Tool Clamping Diameter . Holder Length . Extra Feature

300 SK30 Central Cooled
304 SK30 Router Holder

400 SK40 Central Cooled
401 SK40 Flange Coolant Channels

405 BT40 Central Cooled
406 BT40 Flange Coolant Channels
407 BBT40 Face Contact Central Cooled
408 BBT40 Face Contact Flange Coolant Channels

505 BT50 Central Cooled
506 BT50 Flange Coolant Channels

M - Clamping Nut ER Mini
6K - Hexagon Clamping Nuts
K - Coolant Channels
L - Light
S - Slimline Design

01 - ER Type Collet Chucks
07 - End Mill Holder
11 - Milling Cutter Arbors for Screw-on Type Milling Cutters
17 - Shell Mill Holder for Cutters with driving slot
19 - Combi Shell Mill Holder
21 - Boring Bar Blanks For The Production Of Special Tools
22 - Test Arbors
27- Quick-Change Tapping Chucks Without Length Compensation
40- Pullstuds


BT40 8 Metrik Vidalı Takım Tutucu

8 Metric Milling Arbors For Screw-in Cutters

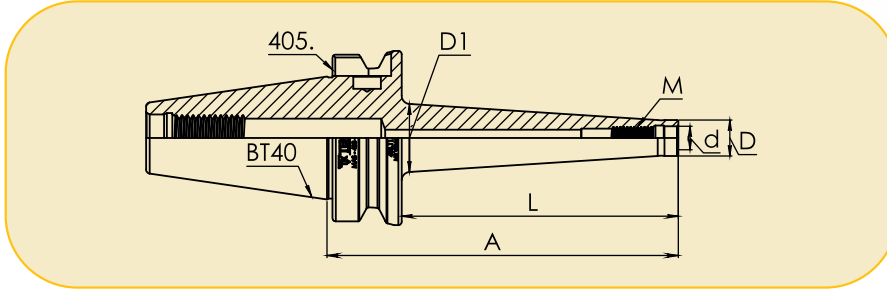
TR **TEKOMA**[®]
HASSAS TUTUCU TAKIMLARI
www.tekoma.com.tr



AD - 405



AD/B - 406

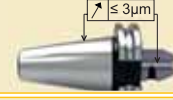


MAS 403 BT

Sipariş Kodu Order Code	BT Tipi BT Type	Ölçüler (Dimensions)						Ağırlık Weight (KG)
		M	A	L	d	D	D1	
405.11.08.52	BT40	M8	52	25	8.5	13	15	0.96
405.11.08.77	BT40	M8	77	50	8.5	13	22.5	1.02
405.11.08.102	BT40	M8	102	75	8.5	13	23	1.07
405.11.08.127	BT40	M8	127	100	8.5	13	25	1.14

JIS B 6339
(MAS 403 BT)

HRC 58±2



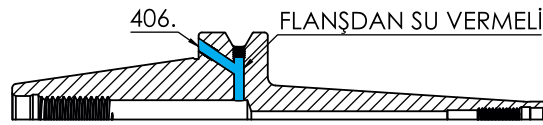
H5



STANDARD
G 2.5
25.000
min⁻¹
Us/1gmm

CHIP

BT

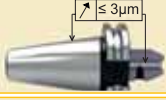


Sipariş Kodu Order Code	BT Tipi BT Type	Ölçüler (Dimensions)						Ağırlık Weight (KG)
		M	A	L	d	D	D1	
406.11.08.52	BT40	M8	52	25	8.5	13	15	0.96
406.11.08.77	BT40	M8	77	50	8.5	13	22.5	1.02
406.11.08.102	BT40	M8	102	75	8.5	13	23	1.07
406.11.08.127	BT40	M8	127	100	8.5	13	25	1.14

BT-30

JIS B 6339
(MAS 403 BT)

HRC 58±2




H5



STANDARD
G 2.5
25.000
min⁻¹
Ust1gmin

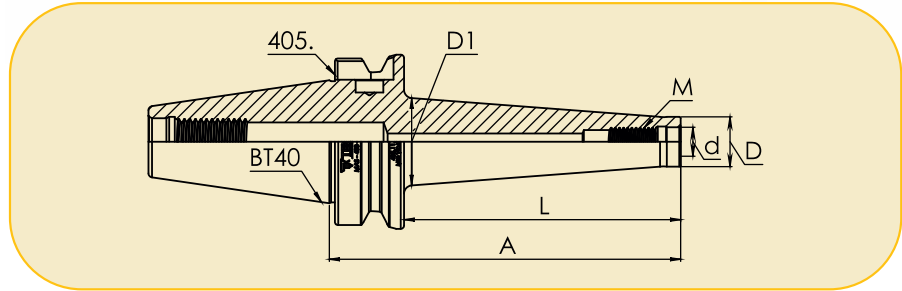
CHIP



AD/B - 406

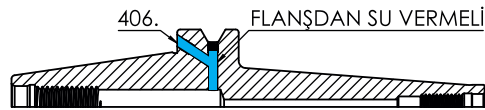


AD - 405



MAS 403 BT

Sipariş Kodu Order Code	BT Tipi BT Type	Ölçüler (Dimensions)						Ağırlık Weight (KG)
		M	A	L	d	D	D1	
405.11.10.52	BT40	M10	52	25	10.5	18	20	0.98
405.11.10.77	BT40	M10	77	50	10.5	18	23	1.05
405.11.10.102	BT40	M10	102	75	10.5	18	28	1.16
405.11.10.127	BT40	M10	127	100	10.5	18	32	1.29
405.11.10.152	BT40	M10	152	125	10.5	18	34	1.09
405.11.10.177	BT40	M10	177	150	10.5	18	36	1.60



Sipariş Kodu Order Code	BT Tipi BT Type	Ölçüler (Dimensions)						Ağırlık Weight (KG)
		M	A	L	d	D	D1	
406.11.10.52	BT40	M10	52	25	10.5	18	20	0.98
406.11.10.77	BT40	M10	77	50	10.5	18	23	1.05
406.11.10.102	BT40	M10	102	75	10.5	18	28	1.16
406.11.10.127	BT40	M10	127	100	10.5	18	32	1.29
406.11.10.152	BT40	M10	152	125	10.5	18	34	1.09
406.11.10.177	BT40	M10	177	150	10.5	18	36	1.60

BT40 12 Metrik Vidalı Takım Tutucu


12 Metric Milling Arbors For Screw-in Cutters



www.tekoma.com.tr



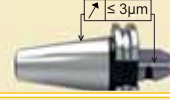
AD - 405



AD/B - 406

JIS B 6339
(MAS 403 BT)

HRC 58±2

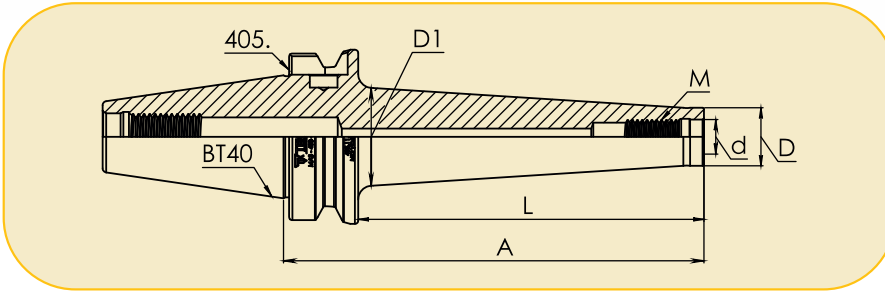


H5



STANDARD
G 2.5
25.000
min⁻¹
Us²/gmm

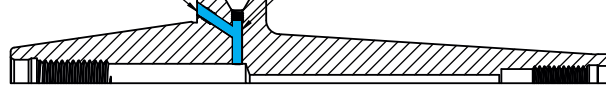
CHIP



MAS 403 BT

Sipariş Kodu Order Code	BT Tipi BT Type	Ölçüler (Dimensions)						Ağırlık Weight (KG)
		M	A	L	d	D	D1	
405.11.12.52	BT40	M12	52	25	12.5	21	24	1.00
405.11.12.77	BT40	M12	77	50	12.5	21	24	1.06
405.11.12.102	BT40	M12	102	75	12.5	21	31	1.21
405.11.12.127	BT40	M12	127	100	12.5	21	33	1.35
405.11.12.152	BT40	M12	152	125	12.5	21	35.5	1.52
405.11.12.177	BT40	M12	177	150	12.5	21	39.5	1.76

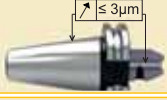
406. FLANŞDAN SU VERMELİ



Sipariş Kodu Order Code	BT Tipi BT Type	Ölçüler (Dimensions)						Ağırlık Weight (KG)
		M	A	L	d	D	D1	
406.11.12.52	BT40	M12	52	25	12.5	21	24	1.00
406.11.12.77	BT40	M12	77	50	12.5	21	24	1.06
406.11.12.102	BT40	M12	102	75	12.5	21	31	1.21
406.11.12.127	BT40	M12	127	100	12.5	21	33	1.35
406.11.12.152	BT40	M12	152	125	12.5	21	35.5	1.52
406.11.12.177	BT40	M12	177	150	12.5	21	39.5	1.76

JIS B 6339
(MAS 403 BT)

HRC 58±2



H5



STANDARD
G 2.5
25.000
min⁻¹
Uz/1gmm

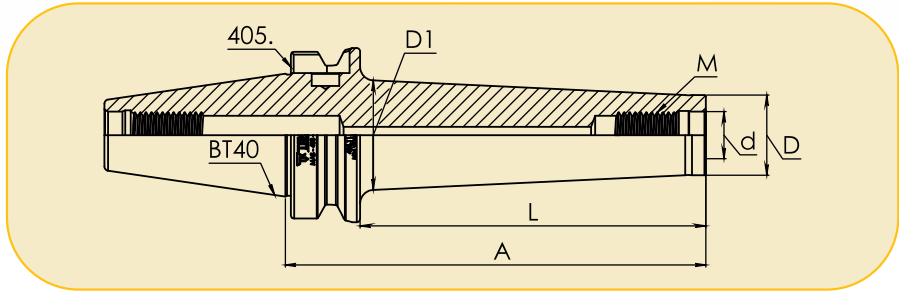
CHIP



AD/B - 406

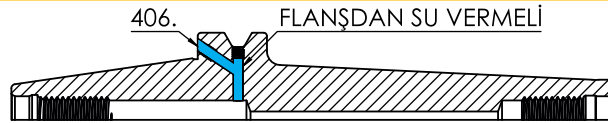


AD - 405



MAS 403 BT

Sipariş Kodu Order Code	BT Tipi BT Type	Ölçüler (Dimensions)						Ağırlık Weight (KG)
		M	A	L	d	D	D1	
405.11.16.52	BT40	M16	52	25	17	29	-	1.03
405.11.16.77	BT40	M16	77	50	17	29	34	1.18
405.11.16.102	BT40	M16	102	75	17	29	34	1.33
405.11.16.127	BT40	M16	127	100	17	29	36	1.52
405.11.16.152	BT40	M16	152	125	17	29	40	1.78
405.11.16.177	BT40	M16	177	150	17	29	42.5	2.04



Sipariş Kodu Order Code	BT Tipi BT Type	Ölçüler (Dimensions)						Ağırlık Weight (KG)
		M	A	L	d	D	D1	
406.11.16.52	BT40	M16	52	25	17	29	-	1.03
406.11.16.77	BT40	M16	77	50	17	29	34	1.18
406.11.16.102	BT40	M16	102	75	17	29	34	1.33
406.11.16.127	BT40	M16	127	100	17	29	36	1.52
406.11.16.152	BT40	M16	152	125	17	29	40	1.78
406.11.16.177	BT40	M16	177	150	17	29	42.5	2.04

BT40 12 Metrik Vidalı Takım Tutucu İnce Cidarlı
12 Metric Milling Arbors For Screw-in Cutters,
slimline desing

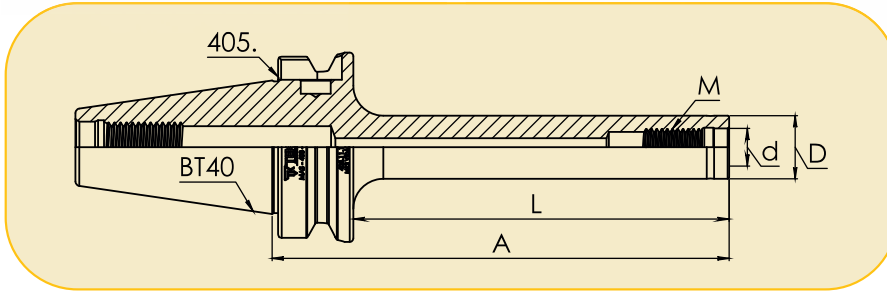
TR **TEKOMA**[®]
HASSAS TUTUCU TAKIMLARI
www.tekoma.com.tr



AD - 405

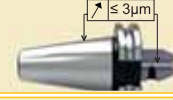


AD/B - 406



JIS B 6339
(MAS 403 BT)

HRC 58±2



H5



STANDARD
G 2.5
25.000
min⁻¹
Us/1gmm

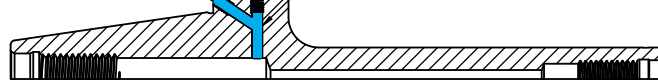
CHIP

BT

MAS 403 BT

Sipariş Kodu Order Code	BT Tipi BT Type	Ölçüler (Dimensions)					Ağırlık Weight (KG)
		M	A	L	d	D	
405.11.12.102.5	BT40	M12	102	75	12.5	21	1.21
405.11.12.127.5	BT40	M12	127	100	12.5	21	1.35
405.11.12.152.5	BT40	M12	152	125	12.5	21	1.52
405.11.12.177.5	BT40	M12	177	150	12.5	21	1.76

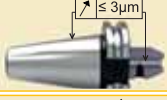
406. FLANŞDAN SU VERMELİ



Sipariş Kodu Order Code	BT Tipi BT Type	Ölçüler (Dimensions)					Ağırlık Weight (KG)
		M	A	L	d	D	
406.11.12.102.5	BT40	M12	102	75	12.5	21	1.21
406.11.12.127.5	BT40	M12	127	100	12.5	21	1.35
406.11.12.152.5	BT40	M12	152	125	12.5	21	1.52
406.11.12.177.5	BT40	M12	177	150	12.5	21	1.76

JIS B 6339
(MAS 403 BT)

HRC 58±2




H5



STANDARD
G 2.5
25.000
min⁻¹
Us/1gmm

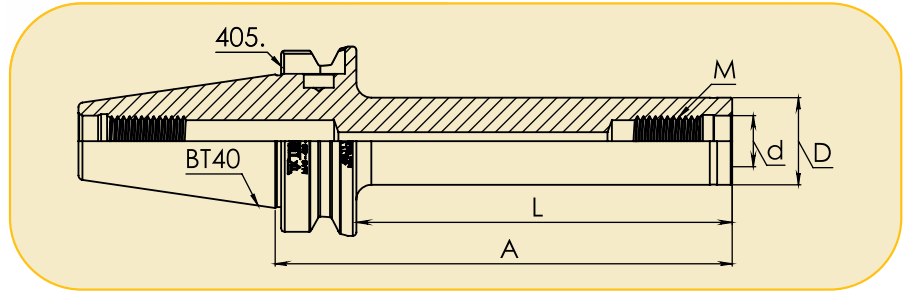
CHIP



AD/B - 406



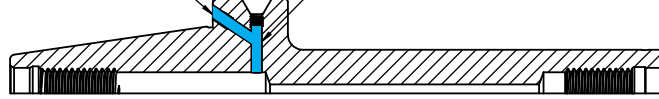
AD - 405



MAS 403 BT

Sipariş Kodu Order Code	BT Tipi BT Type	Ölçüler (Dimensions)					Ağırlık Weight (KG)
		M	A	L	d	D	
405.11.16.102.5	BT40	M16	102	75	17	29	1.33
405.11.16.127.5	BT40	M16	127	100	17	29	1.52
405.11.16.152.5	BT40	M16	152	125	17	29	1.78
405.11.16.177.5	BT40	M16	177	150	17	29	2.04

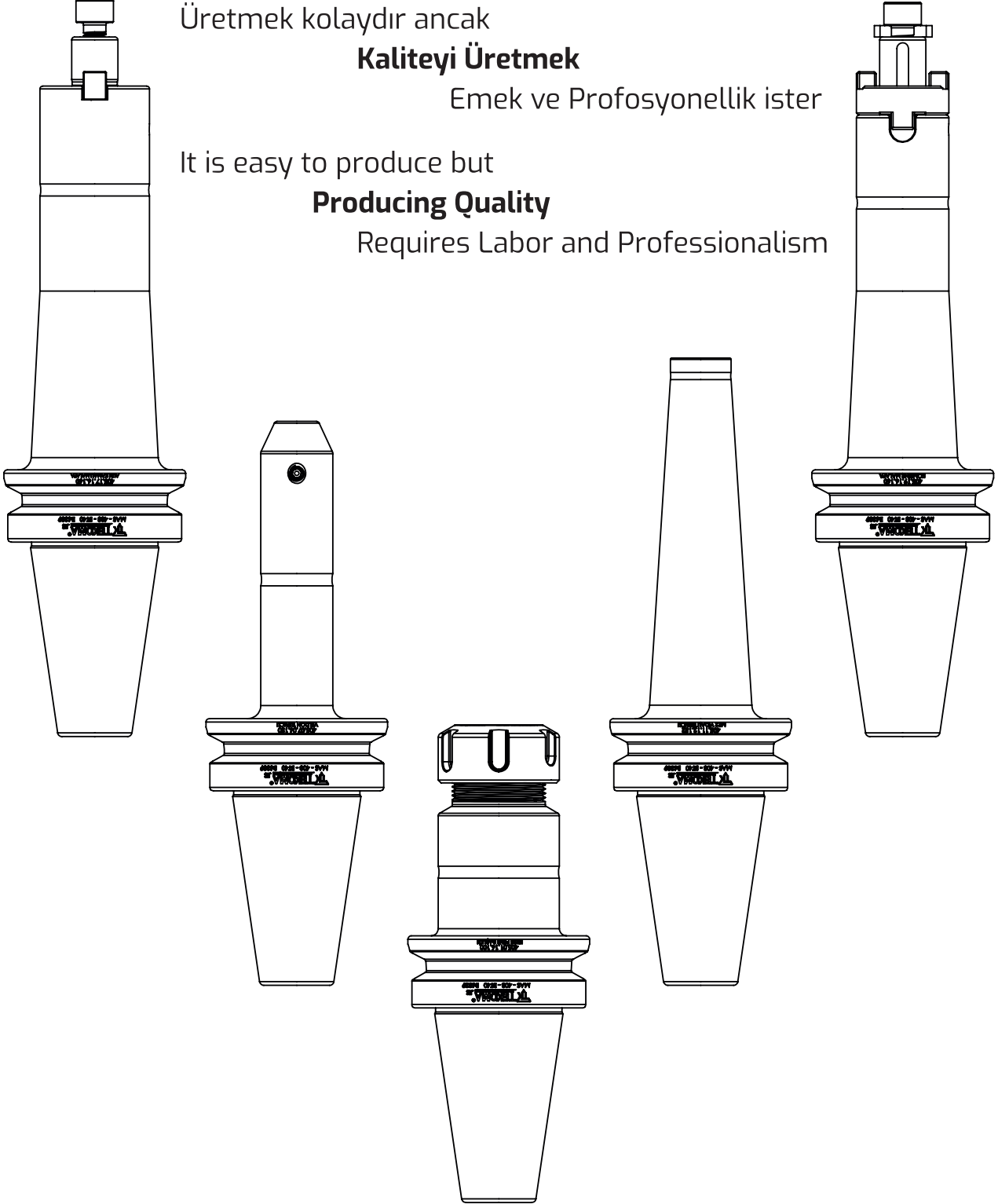
406. FLANŞDAN SU VERMELİ



Sipariş Kodu Order Code	BT Tipi BT Type	Ölçüler (Dimensions)					Ağırlık Weight (KG)
		M	A	L	d	D	
406.11.16.102.5	BT40	M16	102	75	17	29	1.33
406.11.16.127.5	BT40	M16	127	100	17	29	1.52
406.11.16.152.5	BT40	M16	152	125	17	29	1.78
406.11.16.177.5	BT40	M16	177	150	17	29	2.04

Üretmek kolaydır ancak
Kaliteyi Üretmek
Emek ve Profesyonellik ister

It is easy to produce but
Producing Quality
Requires Labor and Professionalism



TEKOMA Sipariş Kodu Sistemi

405.17.27.100.K

405 . 17 . 27 . 100 . K
BT40 Merkezden Soğutmalı Alın Kamalı Malafa Max. takım bağlama çapı Tutucu Uzunluğu Ekstra Özellik

300 SK30 Merkezden Soğutmalı
304 SK30 Router Tutucusu

400 SK40 Merkezden Soğutmalı
401 SK40 Flanşdan soğutmalı

405 BT40 Merkezden Soğutmalı
406 BT40 Flanşdan soğutmalı
407 BBT40 Alın taşlamalı
408 BBT40 Alın taşlamalı Flanşdan soğutmalı

505 BT50 Merkezden Soğutmalı
506 BT50 Flanşdan soğutmalı

M - Mini kapak
6K - Altı köşe kapak
K - Kanaldan su verme
L - Hafifletilmiş
S - İnce Cidarlı

01 - ER tipi pens başlığı
07 - Veldon tutucu
11 - Vidalı tutucu
17 - Alın kamalı malafa
19 - Kombine malafa
21 - Özel takım Ham bara
22 - Fener mili konik mastar
27 - Klavuz çekme başlığı
40 - Çektirme civatası

TEKOMA Order Code System

405.17.27.100.K

405 . 17 . 27 . 100 . K
BT40 Central Cooled Shell Mill Holder for Cutters with driving slot Max. Tool Clamping Diameter Holder Length Extra Feature

300 SK30 Central Cooled
304 SK30 Router Holder

400 SK40 Central Cooled
401 SK40 Flange Coolant Channels

405 BT40 Central Cooled
406 BT40 Flange Coolant Channels
407 BBT40 Face Contact Central Cooled
408 BBT40 Face Contact Flange Coolant Channels

505 BT50 Central Cooled
506 BT50 Flange Coolant Channels

M - Clamping Nut ER Mini
6K - Hexagon Clamping Nuts
K - Coolant Channels
L - Light
S - Slimline Design

01 - ER Type Collet Chucks
07 - End Mill Holder
11 - Milling Cutter Arbors for Screw-on Type Milling Cutters
17 - Shell Mill Holder for Cutters with driving slot
19 - Combi Shell Mill Holder
21 - Boring Bar Blanks For The Production Of Special Tools
22 - Test Arbors
27- Quick-Change Tapping Chucks Without Length Compensation
40- Pullstuds


BT40 16 mm Alın Kamalı Malafa

16 mm Shell Mill Holder
For Cutters With Driving Slot

TR **TEKOMA**[®]
HASSAS TUTUCU TAKIMLARI
www.tekoma.com.tr



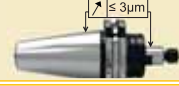
AD - 405



AD/B - 406

JIS B 6339
(MAS 403 BT)

HRC 58±2

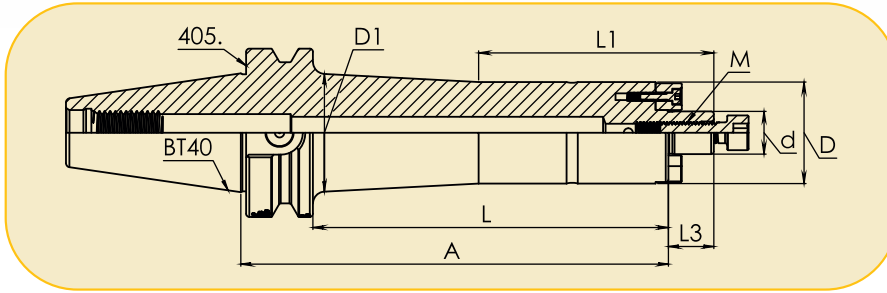


h6



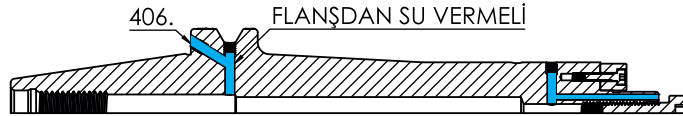
STANDARD
G 2.5
25.000
min⁻¹
US1µm

CHIP



MAS 403 BT

Sipariş Kodu Order Code	BT Tipi BT Type	Ölçüler (Dimensions)								Ağırlık Weight (KG)
		d	A	D	D1	L	L1	L3	M	
405.17.16.40	BT40	16	40	38	-	13	-	17	M8x25	1.14
405.17.16.60	BT40	16	60	38	-	33	-	17	M8x25	1.23
405.17.16.100	BT40	16	100	38	-	73	-	17	M8x25	1.67
405.17.16.130	BT40	16	130	38	-	103	-	17	M8x25	1.96
405.17.16.160	BT40	16	160	38	44	133	88	17	M8x25	2.30
405.17.16.200	BT40	16	200	38	45	173	120	17	M8x25	2.69




Sipariş Kodu Order Code	BT Tipi BT Type	Ölçüler (Dimensions)								Ağırlık Weight (KG)
		d	A	D	D1	L	L1	L3	M	
406.17.16.40	BT40	16	40	38	-	13	-	17	M8x25	1.11
406.17.16.60	BT40	16	60	38	-	33	-	17	M8x25	1.23
406.17.16.100	BT40	16	100	38	-	73	-	17	M8x25	1.62
406.17.16.130	BT40	16	130	38	-	103	-	17	M8x25	1.89
406.17.16.160	BT40	16	160	38	44	133	88	17	M8x25	2.22
406.17.16.200	BT40	16	200	38	45	173	120	17	M8x25	2.68



Vidalı Kama
Drive Key

YP-9



Vida
Drawn in Bolt

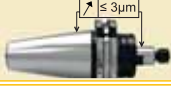
YP-9

BT-37

BT

JIS B 6339
(MAS 403 BT)

HRC 58±2




h6



STANDARD
G 2.5
25.000
min⁻¹
Uz 1gmm

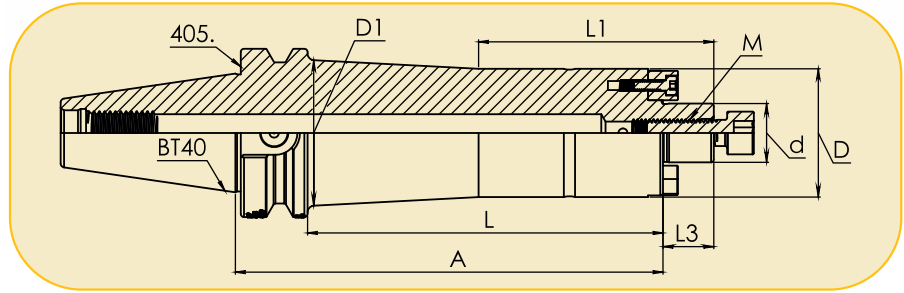
CHIP



AD/B - 406

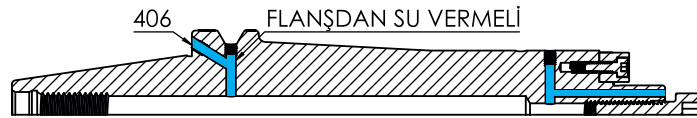


AD - 405



MAS 403 BT

Sipariş Kodu Order Code	BT Tipi BT Type	Ölçüler (Dimensions)								Ağırlık Weight (KG)
		d	A	D	D1	L	L1	L3	M	
405.17.22.40	BT40	22	40	48	-	13	-	19	M10x30	1.25
405.17.22.60	BT40	22	60	48	-	33	-	19	M10x30	1.43
405.17.22.100	BT40	22	100	48	-	73	-	19	M10x30	2.10
405.17.22.130	BT40	22	130	48	-	103	-	19	M10x30	2.52
405.17.22.160	BT40	22	160	48	54.5	133	88	19	M10x30	3.07
405.17.22.200	BT40	22	200	48	55.5	173	120	19	M10x30	3.67



Sipariş Kodu Order Code	BT Tipi BT Type	Ölçüler (Dimensions)								Ağırlık Weight (KG)
		d	A	D	D1	L	L1	L3	M	
406.17.22.40	BT40	22	40	48	-	13	-	19	M10x30	1.21
406.17.22.60	BT40	22	60	48	-	33	-	19	M10x30	1.43
406.17.22.100	BT40	22	100	48	-	73	-	19	M10x30	2.00
406.17.22.130	BT40	22	130	48	-	103	-	19	M10x30	2.40
406.17.22.160	BT40	22	160	48	54.5	133	88	19	M10x30	2.92
406.17.22.200	BT40	22	200	48	55.5	173	120	19	M10x30	3.66




BT40 27 mm Alın Kamalı Malafa

27 mm Shell Mill Holder
For Cutters With Driving Slot

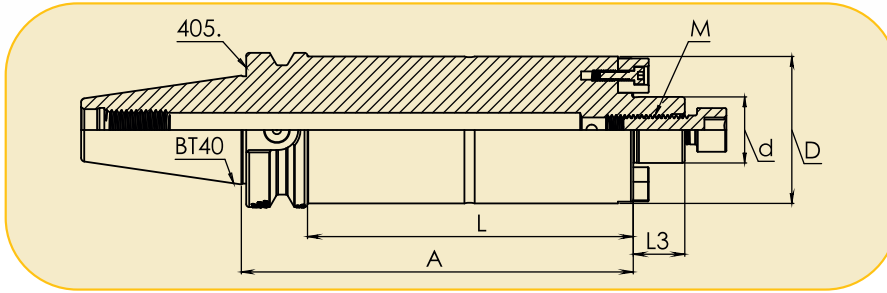
TR **TEKOMA**[®]
HASSAS TUTUCU TAKIMLARI
www.tekoma.com.tr



AD - 405



AD/B - 406

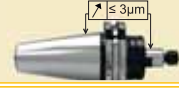


MAS 403 BT

Sipariş Kodu Order Code	BT Tipi BT Type	Ölçüler (Dimensions)						Ağırlık Weight (KG)
		d	A	D	L	L3	M	
405.17.27.40	BT40	27	40	60	13	21	M12x30	1.41
405.17.27.60	BT40	27	60	60	33	21	M12x30	1.73
405.17.27.100	BT40	27	100	60	73	21	M12x30	2.73
405.17.27.130	BT40	27	130	60	103	21	M12x30	3.39
405.17.27.160	BT40	27	160	60	133	21	M12x30	4.05
405.17.27.200	BT40	27	200	60	173	21	M12x30	4.94

JIS B 6339
(MAS 403 BT)

HRC 58±2



h6



STANDARD
G 2.5
25.000
min⁻¹
US 1gmm

CHIP

BT



Sipariş Kodu Order Code	BT Tipi BT Type	Ölçüler (Dimensions)						Ağırlık Weight (KG)
		d	A	D	L	L3	M	
406.17.27.40	BT40	27	40	60	13	21	M12x30	1.41
406.17.27.60	BT40	27	60	60	33	21	M12x30	1.73
406.17.27.100	BT40	27	100	60	73	21	M12x30	2.73
406.17.27.130	BT40	27	130	60	103	21	M12x30	3.39
406.17.27.160	BT40	27	160	60	133	21	M12x30	4.05
406.17.27.200	BT40	27	200	60	173	21	M12x30	4.94



Vidalı Kama
Drive Key

YP-9



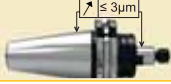
Vida
Drawn in Bolt

YP-9

BT-39

JIS B 6339
(MAS 403 BT)

HRC 58±2




h6



STANDARD
G 2.5
25.000
min⁻¹
Us1gmm

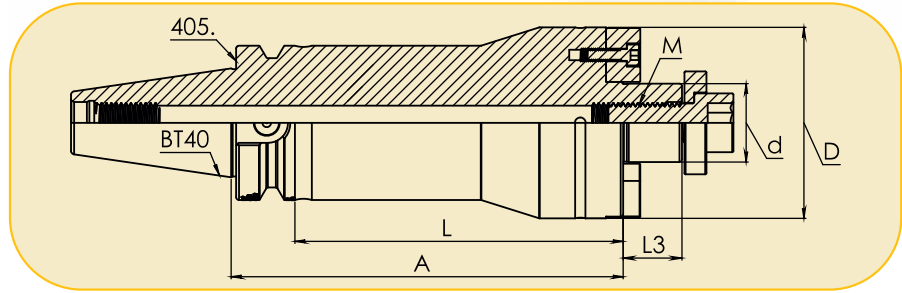
CHIP



AD/B - 406

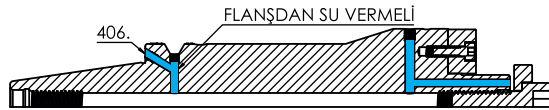


AD - 405




MAS 403 BT

Sipariş Kodu Order Code	BT Tipi BT Type	Ölçüler (Dimensions)						Ağırlık Weight (KG)
		d	A	D	L	L3	M	
405.17.32.50	BT40	32	50	78	23	24	M16x35	1.93
405.17.32.100	BT40	32	100	78	73	24	M16x35	3.79
405.17.32.130	BT40	32	130	78	103	24	M16x35	4.90
405.17.32.160	BT40	32	160	78	133	24	M16x35	6.02
405.17.32.200	BT40	32	200	78	173	24	M16x35	7.51



Sipariş Kodu Order Code	BT Tipi BT Type	Ölçüler (Dimensions)						Ağırlık Weight (KG)
		d	A	D	L	L3	M	
406.17.32.50	BT40	32	50	78	23	24	M16x35	1.87
406.17.32.100	BT40	32	100	78	73	24	M16x35	3.68
406.17.32.130	BT40	32	130	78	103	24	M16x35	4.77
406.17.32.160	BT40	32	160	78	133	24	M16x35	5.86
406.17.32.200	BT40	32	200	78	173	24	M16x35	7.50

BT-40




BT40 40 mm Alın Kamalı Malafa

40 mm Shell Mill Holder
For Cutters With Driving Slot

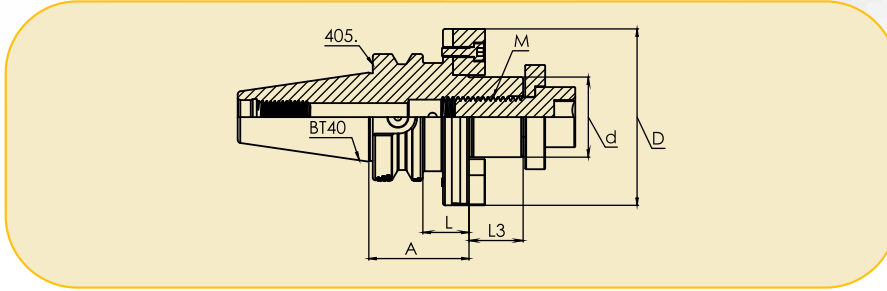
TR TEKOMA®
HASSAS TUTUCU TAKIMLARI
www.tekoma.com.tr



AD - 405

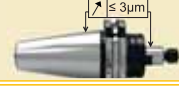


AD/B - 406



JIS B 6339
(MAS 403 BT)

HRC 58±2



h6



STANDARD
G 2.5
25.000
min⁻¹
US 1µm

CHIP

MAS 403 BT

Sipariş Kodu Order Code	BT Tipi BT Type	Ölçüler (Dimensions)						Ağırlık Weight (KG)
		d	A	D	L	L3	M	
405.17.40.50	BT40	40	50	88	23	27	M20x40	2.13



Sipariş Kodu Order Code	BT Tipi BT Type	Ölçüler (Dimensions)						Ağırlık Weight (KG)
		d	A	D	L	L3	M	
406.17.40.50	BT40	40	50	88	23	27	M20x40	2.07



BT


Soğutma Sıvısı Yoktur

No Coolant




İçten soğutmalı kesici takımlar için
tutucunun en uç kısmında yer alan soğutma delikleri

With coolant exit bores on the end f
ace for milling cutters with central cooling



Soğutma verme için
alın yüzeyinde gerektiğinde kapatılabilen kanallar

Coolant channels
on the collar which can be sealed again




BT40 16 mm Su Kanallı Alın Kamalı Malafa

16 mm Shell Mill Holder For Cutters With Driving Slot With Coolant Channel

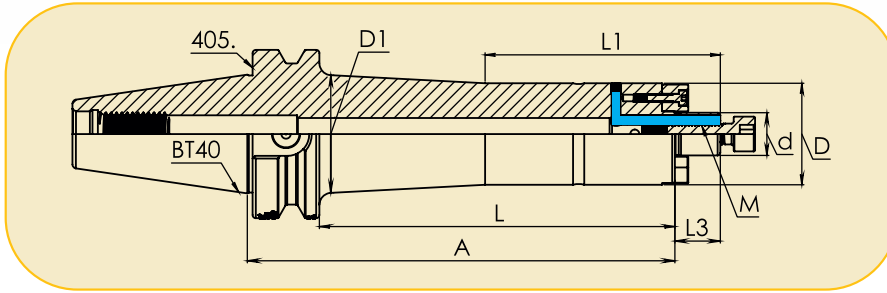
TR **TEKOMA**[®]
HASSAS TUTUCU TAKIMLARI
www.tekoma.com.tr



AD - 405

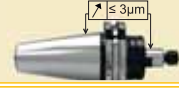


AD - 405



JIS B 6339
(MAS 403 BT)

HRC 58±2



h6



STANDARD
G 2.5
25.000
min⁻¹
US1gmm

CHIP

MAS 403 BT

Sipariş Kodu Order Code	BT Tipi BT Type	Ölçüler (Dimensions)								Ağırlık Weight (KG)
		d	A	D	D1	L	L1	L3	M	
405.17.16.40.K	BT40	16	40	38	-	13	-	17	M8x25	1.14
405.17.16.60.K	BT40	16	60	38	-	33	-	17	M8x25	1.23
405.17.16.100.K	BT40	16	100	38	-	73	-	17	M8x25	1.67
405.17.16.130.K	BT40	16	130	38	-	103	-	17	M8x25	1.96
405.17.16.160.K	BT40	16	160	38	44	133	88	17	M8x25	2.30
405.17.16.200.K	BT40	16	200	38	45	173	120	17	M8x25	2.69



Vidalı Kama
Drive Key

YP-9



Vida
Drawn in Bolt

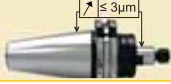
YP-9



BT

JIS B 6339
(MAS 403 BT)

HRC 58±2




h6



STANDARD
G 2.5
25.000
min⁻¹
Us1gmm

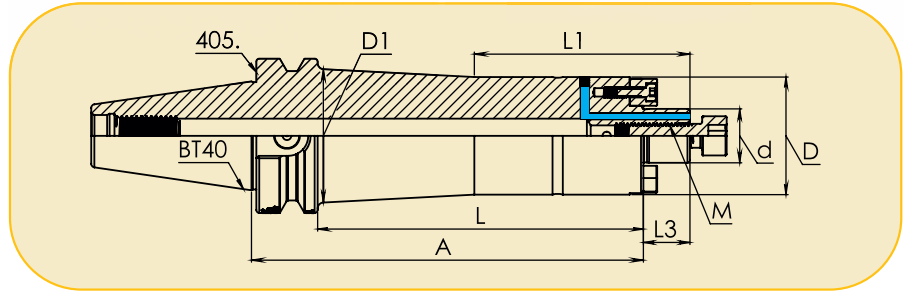
CHIP



AD - 405



AD - 405



MAS 403 BT

Sipariş Kodu Order Code	BT Tipi BT Type	Ölçüler (Dimensions)								Ağırlık Weight (kg)
		d	A	D	D1	L	L1	L3	M	
405.17.22.40.K	BT40	22	40	48	-	13	-	19	M10x30	1.25
405.17.22.60.K	BT40	22	60	48	-	33	-	19	M10x30	1.43
405.17.22.100.K	BT40	22	100	48	-	73	-	19	M10x30	2.10
405.17.22.130.K	BT40	22	130	48	-	103	-	19	M10x30	2.52
405.17.22.160.K	BT40	22	160	48	54.5	133	88	19	M10x30	3.07
405.17.22.200.K	BT40	22	200	48	55.5	173	120	19	M10x30	3.67



Vidalı Kama
Drive Key



Vida
Drawn in Bolt


BT40 27 mm Su Kanallı Alın Kamalı Malafa

27 mm Shell Mill Holder For Cutters
With Driving Slot With Coolant Channel

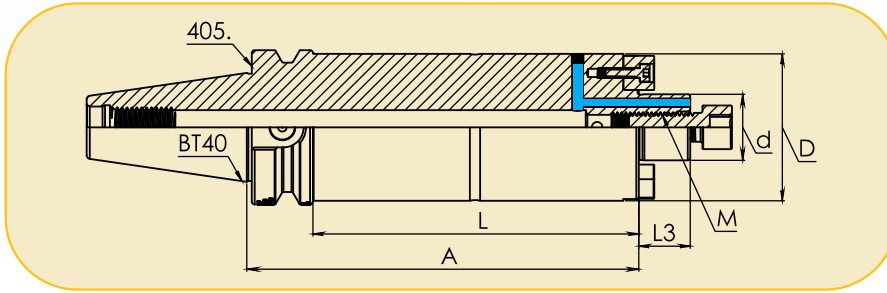
TR **TEKOMA**[®]
HASSAS TUTUCU TAKIMLARI
www.tekoma.com.tr



AD - 405

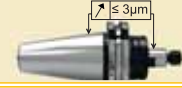


AD - 405



JIS B 6339
(MAS 403 BT)

HRC 58±2



h6



STANDARD
G 2.5
25.000
min⁻¹
US 1g/mm

CHIP


MAS 403 BT

Sipariş Kodu Order Code	BT Tipi BT Type	Ölçüler (Dimensions)						Ağırlık Weight (KG)
		d	A	D	L	L3	M	
405.17.27.40.K	BT40	27	40	60	13	21	M12x30	1.41
405.17.27.60.K	BT40	27	60	60	33	21	M12x30	1.73
405.17.27.100.K	BT40	27	100	60	73	21	M12x30	2.73
405.17.27.130.K	BT40	27	130	60	103	21	M12x30	3.39
405.17.27.160.K	BT40	27	160	60	133	21	M12x30	4.05
405.17.27.200.K	BT40	27	200	60	173	21	M12x30	4.94



Vidalı Kama
Drive Key

YP-9



Vida
Drawn in Bolt

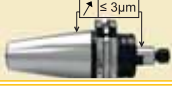
YP-9

BT-45

BT

JIS B 6339
(MAS 403 BT)

HRC 58±2




h6



STANDARD
G 2.5
25.000
min⁻¹
Us1gmm

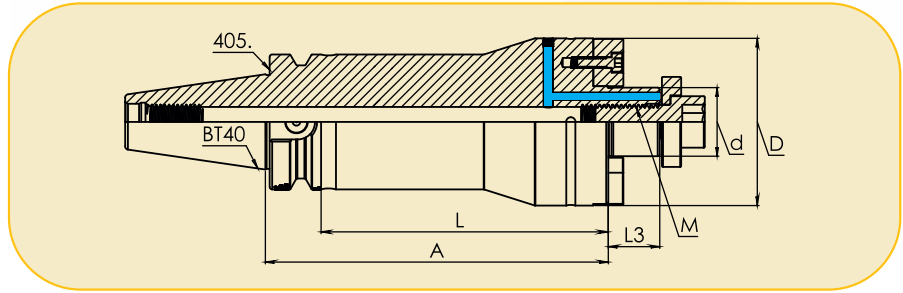
CHIP



AD - 405



AD - 405



MAS 403 BT

Sipariş Kodu Order Code	BT Tipi BT Type	Ölçüler (Dimensions)						Ağırlık Weight (KG)
		d	A	D	L	L3	M	
405.17.32.50.K	BT40	32	50	78	23	24	M16x35	1.93
405.17.32.100.K	BT40	32	100	78	73	24	M16x35	3.79
405.17.32.130.K	BT40	32	130	78	103	24	M16x35	4.90
405.17.32.160.K	BT40	32	160	78	133	24	M16x35	6.02
405.17.32.200.K	BT40	32	200	78	173	24	M16x35	7.51

BT-46



Vidalı Kama
Drive Key

YP-9



Vida
Drawn in Bolt

YP-9


BT40 40 mm Su Kanallı Alın Kamalı Malafa

40 mm Shell Mill Holder For Cutters With Driving Slot With Coolant Channel

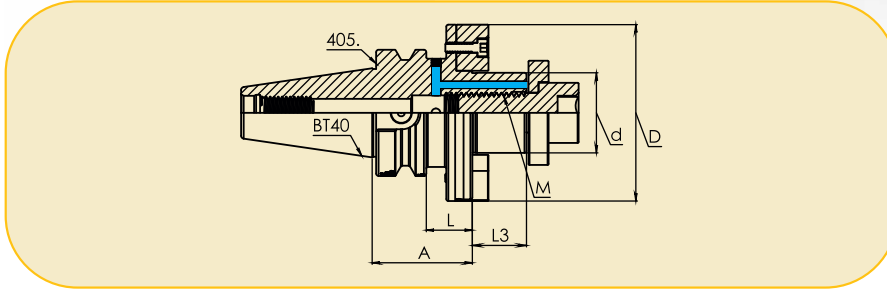
TEKOMA®
HASSAS TUTUCU TAKIMLARI
www.tekoma.com.tr



AD - 405



AD - 405

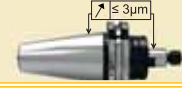


MAS 403 BT

Sipariş Kodu Order Code	BT Tipi BT Type	Ölçüler (Dimensions)						Ağırlık Weight (KG)
		d	A	D	L	L3	M	
405.1740.50.K	BT40	40	50	88	23	27	M20x40	2.13

JIS B 6339
(MAS 403 BT)

HRC 58±2



h6




STANDARD
G 2.5
25.000
min⁻¹
US 1g/mm

CHIP



Vidalı Kama
Drive Key

YP-9



Vida
Drawn in Bolt

YP-9



BT

TEKOMA Sipariş Kodu Sistemi

405.19.32.100.K

405 . 19 . 32 . 100 . K
BT40 Merkezden Soğutmalı . Kombine Malafa . Max. takım bağlama çapı . Tutucu Uzunluğu . Ekstra Özellik

300 SK30 Merkezden Soğutmalı
304 SK30 Router Tutucusu

400 SK40 Merkezden Soğutmalı
401 SK40 Flanşdan soğutmalı

405 BT40 Merkezden Soğutmalı
406 BT40 Flanşdan soğutmalı
407 BBT40 Alın taşlamalı
408 BBT40 Alın taşlamalı Flanşdan soğutmalı

505 BT50 Merkezden Soğutmalı
506 BT50 Flanşdan soğutmalı

M - Mini kapak
6K - Altı köşe kapak
K - Kanaldan su verme
L - Hafifletilmiş
S - İnce Cidarlı

01 - ER tipi pens başlığı
07 - Veldon tutucu
11 - Vidalı tutucu
17 - Alın kamalı malafa
19 - Kombine malafa
21 - Özel takım Ham bara
22 - Fener mili konik master
27 - Klavuz çekme başlığı
40 - Çektirme civatası

TEKOMA Order Code System

405.19.32.100.K

405 . 19 . 32 . 100 . K
BT40 Central Cooled . Combi Shell Mill Holder . Max. Tool Clamping Diameter . Holder Length . Extra Feature

300 SK30 Central Cooled
304 SK30 Router Holder

400 SK40 Central Cooled
401 SK40 Flange Coolant Channels

405 BT40 Central Cooled
406 BT40 Flange Coolant Channels
407 BBT40 Face Contact Central Cooled
408 BBT40 Face Contact Flange Coolant Channels

505 BT50 Central Cooled
506 BT50 Flange Coolant Channels

M - Clamping Nut ER Mini
6K - Hexagon Clamping Nuts
K - Coolant Channels
L - Light
S - Slimline Design


01 - ER Type Collet Chucks
07 - End Mill Holder
11 - Milling Cutter Arbors for Screw-on Type Milling Cutters
17 - Shell Mill Holder for Cutters with driving slot
19 - Combi Shell Mill Holder
21 - Boring Bar Blanks For The Production Of Special Tools
22 - Test Arbors
27- Quick-Change Tapping Chucks Without Length Compensation
40- Pullstuds

BT40 16 mm Kombine Malafa 16 mm Combi Shell Mill Holder

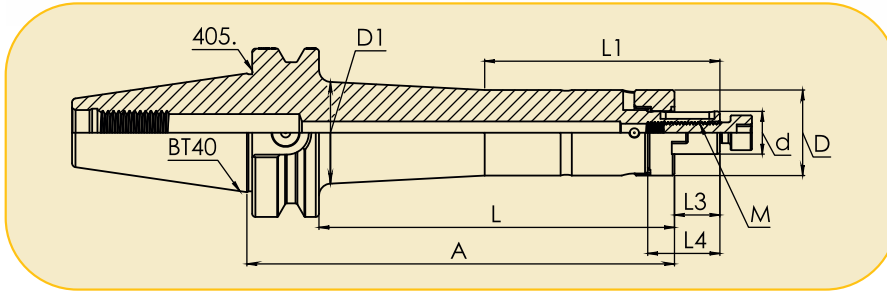
TR TEKOMA®
HASSAS TUTUCU TAKIMLARI
www.tekoma.com.tr



AD - 405



AD/B - 406

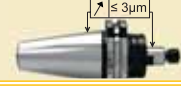


MAS 403 BT

Sipariş Kodu Order Code	BT Tipi BT Type	Ölçüler (Dimensions)									Ağırlık Weight (KG)
		d	A	D	D1	L	L1	L3	L4	M	
405.19.16.55	BT40	16	55	32	-	28	-	17	27	M8x25	1,17
405.19.16.100	BT40	16	100	32	-	73	-	17	27	M8x25	1,43
405.19.16.130	BT40	16	130	32	-	103	-	17	27	M8x25	1,61
405.19.16.160	BT40	16	160	32	38	133	88	17	27	M8x25	1,87
405.19.16.200	BT40	16	200	32	39	173	120	17	27	M8x25	2,12

JIS B 6339
(MAS 403 BT)

HRC 58±2



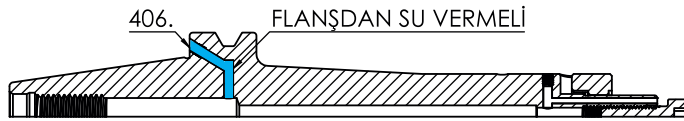
h6



STANDARD
G 2.5
25.000
min⁻¹
Us¹gmm

CHIP

BT



Sipariş Kodu Order Code	BT Tipi BT Type	Ölçüler (Dimensions)									Ağırlık Weight (KG)
		d	A	D	D1	L	L1	L3	L4	M	
406.19.16.55	BT40	16	55	32	-	28	-	17	27	M8x25	1,17
406.19.16.100	BT40	16	100	32	-	73	-	17	27	M8x25	1,43
406.19.16.130	BT40	16	130	32	-	103	-	17	27	M8x25	1,61
406.19.16.160	BT40	16	160	32	38	133	88	17	27	M8x25	1,87
406.19.16.200	BT40	16	200	32	39	173	120	17	27	M8x25	2,12

DIN 6366



YP-10

Tırnaklı Pul
Clutch Drive Rings
To DIN 6366

DIN 6885



YP-10

Kama
Feather Key



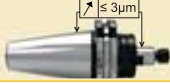
YP-9

Vida
Drawn in Bolt

BT-49

JIS B 6339
(MAS 403 BT)

HRC 58±2




h6



STANDARD
G 2.5
25.000
min⁻¹
Us1gmm

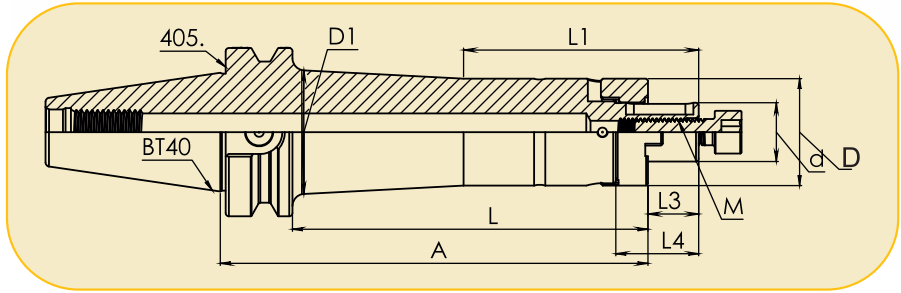
CHIP



AD/B - 406

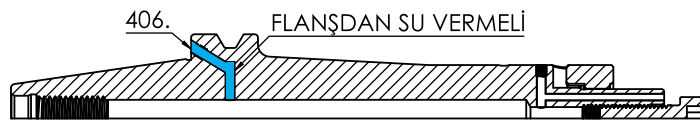


AD - 405



MAS 403 BT

Sipariş Kodu Order Code	BT Tipi BT Type	Ölçüler (Dimensions)									Ağırlık Weight (KG)
		d	A	D	D1	L	L1	L3	L4	M	
405.19.22.55	BT40	22	55	40	-	28	-	19	31	M10x30	1.27
405.19.22.100	BT40	22	100	40	-	73	-	19	31	M10x30	1.67
405.19.22.130	BT40	22	130	40	-	103	-	19	31	M10x30	1.94
405.19.22.160	BT40	22	160	40	46.5	133	88	19	31	M10x30	2.32
405.19.22.200	BT40	22	200	40	47.5	173	120	19	31	M10x30	2.71



Sipariş Kodu Order Code	BT Tipi BT Type	Ölçüler (Dimensions)									Ağırlık Weight (KG)
		d	A	D	D1	L	L1	L3	L4	M	
406.19.22.55	BT40	22	55	40	-	28	-	19	31	M10x30	1.28
406.19.22.100	BT40	22	100	40	-	73	-	19	31	M10x30	1.68
406.19.22.130	BT40	22	130	40	-	103	-	19	31	M10x30	1.95
406.19.22.160	BT40	22	160	40	46.5	133	88	19	31	M10x30	2.33
406.19.22.200	BT40	22	200	40	47.5	173	120	19	31	M10x30	2.71

DIN 6366



YP-10

Tırnaklı Pul
Clutch Drive Rings
To DIN 6366

DIN 6885



YP-10

Kama
Feather Key

Vida
Drawn in Bolt




YP-9

BT40 27 mm Kombine Malafa 27 mm Combi Shell Mill Holder

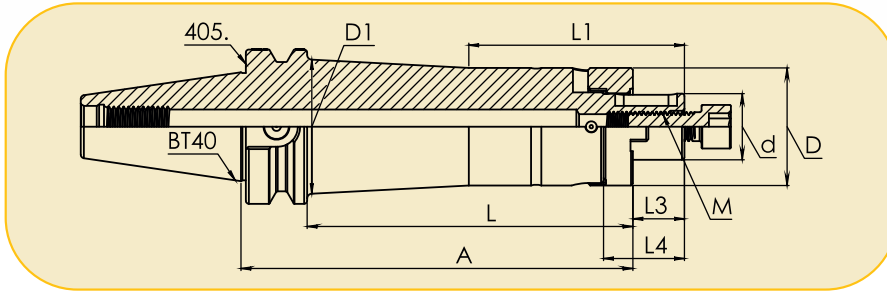
TR TEKOMA®
HASSAS TUTUCU TAKIMLARI
www.tekoma.com.tr



AD - 405



AD/B - 406

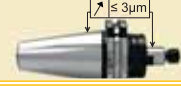


MAS 403 BT

Sipariş Kodu Order Code	BT Tipi BT Type	Ölçüler (Dimensions)									Ağırlık Weight (KG)
		d	A	D	D1	L	L1	L3	L4	M	
405.19.27.55	BT40	27	55	48	-	28	-	21	33	M12x30	1.44
405.19.27.100	BT40	27	100	48	-	73	-	21	33	M12x30	2.04
405.19.27.130	BT40	27	130	48	-	103	-	21	33	M12x30	2.44
405.19.27.160	BT40	27	160	48	55	133	88	21	33	M12x30	2.98
405.19.27.200	BT40	27	200	48	56	173	120	21	33	M12x30	3.53

JIS B 6339
(MAS 403 BT)

HRC 58±2



h6

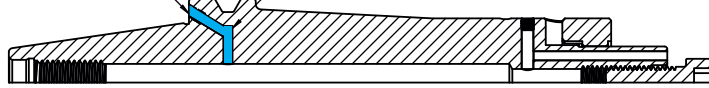


STANDARD
G 2.5
25.000
min⁻¹
Us¹gmm

CHIP

BT

406. FLANŞDAN SU VERMELİ



Sipariş Kodu Order Code	BT Tipi BT Type	Ölçüler (Dimensions)									Ağırlık Weight (KG)
		d	A	D	D1	L	L1	L3	L4	M	
406.19.27.55	BT40	27	55	48	-	28	-	21	33	M12x30	1.43
406.19.27.100	BT40	27	100	48	-	73	-	21	33	M12x30	2.03
406.19.27.130	BT40	27	130	48	-	103	-	21	33	M12x30	2.43
406.19.27.160	BT40	27	160	48	55	133	88	21	33	M12x30	2.97
406.19.27.200	BT40	27	200	48	56	173	120	21	33	M12x30	3.53

DIN 6366



YP-10

Tırnaklı Pul
Clutch Drive Rings
To DIN 6366

DIN 6885



YP-10

Kama
Feather Key



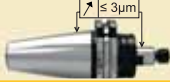
YP-9

Vida
Drawn in Bolt

BT-51

JIS B 6339
(MAS 403 BT)

HRC 58±2




h6



STANDARD
G 2.5
25.000
min⁻¹
Us1gmm

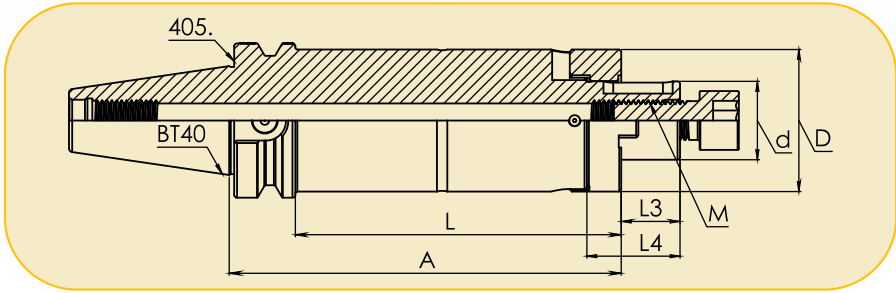
CHIP



AD/B - 406

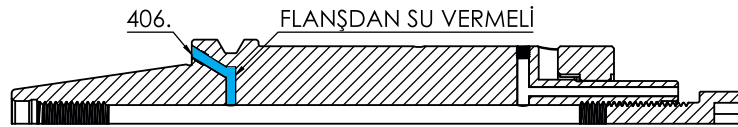


AD - 405



MAS 403 BT

Sipariş Kodu Order Code	BT Tipi BT Type	Ölçüler (Dimensions)							Ağırlık Weight (KG)
		d	A	D	L	L3	L4	M	
405.19.32.60	BT40	32	60	58	33	24	38	M16x35	1.80
405.19.32.100	BT40	32	100	58	73	24	38	M16x35	2.59
405.19.32.130	BT40	32	130	58	103	24	38	M16x35	3.18
405.19.32.160	BT40	32	160	58	133	24	38	M16x35	3.77
405.19.32.200	BT40	32	200	58	173	24	38	M16x35	4.54



Sipariş Kodu Order Code	BT Tipi BT Type	Ölçüler (Dimensions)							Ağırlık Weight (KG)
		d	A	D	L	L3	L4	M	
406.19.32.60	BT40	32	60	58	33	24	38	M16x35	1.77
406.19.32.100	BT40	32	100	58	73	24	38	M16x35	2.57
406.19.32.130	BT40	32	130	58	103	24	38	M16x35	3.16
406.19.32.160	BT40	32	160	58	133	24	38	M16x35	3.75
406.19.32.200	BT40	32	200	58	173	24	38	M16x35	4.54

DIN 6366



YP-10

Tırnaklı Pul
Clutch Drive Rings
To DIN 6366

DIN 6885



YP-10

Kama
Feather Key

Vida
Drawn in Bolt




YP-9

BT40 40 mm Kombine Malafa 40 mm Combi Shell Mill Holder

TR **TEKOMA**[®]
HASSAS TUTUCU TAKIMLARI
www.tekoma.com.tr



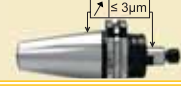
AD - 405



AD/B - 406

JIS B 6339
(MAS 403 BT)

HRC 58±2

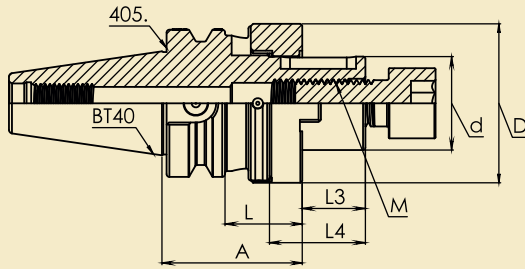


h6



STANDARD
G 2.5
25.000
min⁻¹
Us1gmm

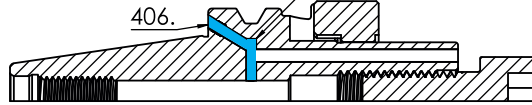
CHIP



MAS 403 BT

Sipariş Kodu Order Code	BT Tipi BT Type	Ölçüler (Dimensions)							Ağırlık Weight (KG)
		d	A	D	L	L3	L4	M	
405.19.40.60	BT40	40	60	68	33	27	41	M20x40	2.00

FLANŞDAN SU VERMELİ



Sipariş Kodu Order Code	BT Tipi BT Type	Ölçüler (Dimensions)							Ağırlık Weight (KG)
		d	A	D	L	L3	L4	M	
406.19.40.60	BT40	40	60	68	33	27	41	M20x40	2.00

DIN 6366



YP-10

Tırnaklı Pul
Clutch Drive Rings
To DIN 6366

DIN 6885



YP-10

Kama
Feather Key



YP-9


Vida
Drawn in Bolt

BT-53

BT


Soğutma Sıvısı Yoktur

No Coolant



İçten soğutmalı kesici takımlar için
tutucunun en uç kısmında yer alan soğutma delikleri

With coolant exit bores on the end f
ace for milling cutters with central cooling



Soğutma verme için
alın yüzeyinde gerektiğinde kapatılabilen kanallar

Coolant channels
on the collar which can be sealed again




BT40 16 mm Su Kanallı Kombine Malafa
16 mm Combi Shell Mill Holder
With Coolant Channel

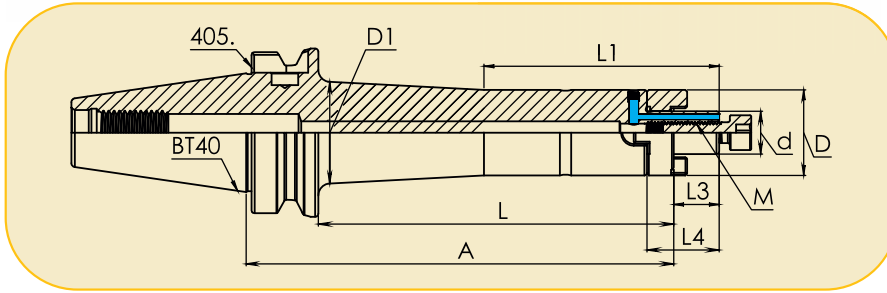
TR TEKOMA®
HASSAS TUTUCU TAKIMLARI
www.tekoma.com.tr



AD - 405



AD - 405

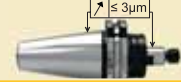


MAS 403 BT

Sipariş Kodu Order Code	BT Tipi BT Type	Ölçüler (Dimensions)									Ağırlık Weight (KG)
		d	A	D	D1	L	L1	L3	L4	M	
405.19.16.55.K	BT40	16	55	32	-	28	-	17	27	M8x25	1.17
405.19.16.100.K	BT40	16	100	32	-	73	-	17	27	M8x25	1.43
405.19.16.130.K	BT40	16	130	32	-	103	-	17	27	M8x25	1.61
405.19.16.160.K	BT40	16	160	32	38	133	88	17	27	M8x25	1.87
405.19.16.200.K	Bt40	16	200	32	39	173	120	17	27	M8x25	2.12

JIS B 6339
(MAS 403 BT)

HRC 58±2



h6



STANDARD
G 2.5
25.000
min⁻¹
Us¹gmm

CHIP

DIN 6366



YP-10

Tırnaklı Pul
Clutch Drive Rings
To DIN 6366

DIN 6885



YP-10

Kama
Feather Key



YP-9

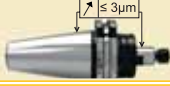
Vida
Drawn in Bolt

BT-55

BT

JIS B 6339
(MAS 403 BT)

HRC 58±2




h6



STANDARD
G 2.5
25.000
min⁻¹
Us1gmm

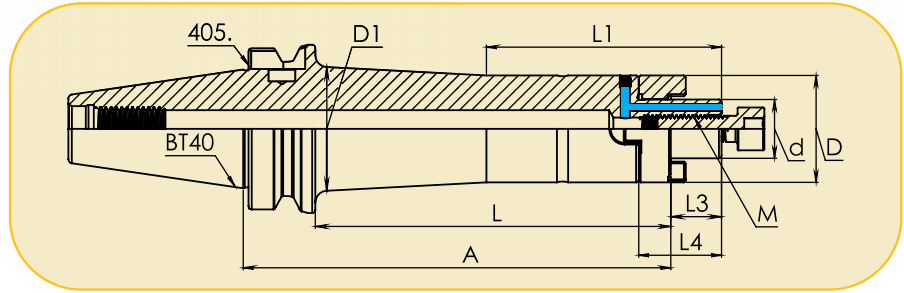
CHIP



AD - 405



AD - 405



MAS 403 BT

Sipariş Kodu Order Code	BT Tipi BT Type	Ölçüler (Dimensions)									Ağırlık Weight (KG)
		d	A	D	D1	L	L1	L3	L4	M	
405.19.22.55.K	BT40	22	55	40	-	28	-	19	31	M10x30	1.27
405.19.22.100.K	BT40	22	100	40	-	73	-	19	31	M10x30	1.67
405.19.22.130.K	BT40	22	130	40	-	103	-	19	31	M10x30	1.94
405.19.22.160.K	BT40	22	160	40	46.5	133	88	19	31	M10x30	2.32
405.19.22.200.K	BT40	22	200	40	47.5	173	120	19	31	M10x30	2.71

DIN 6366



YP-10

Tırnaklı Pul
Clutch Drive Rings
To DIN 6366

DIN 6885



YP-10

Kama
Feather Key

Vida
Drawn in Bolt




YP-9

BT40 27 mm Su Kanallı Kombine Malafa
27 mm Combi Shell Mill Holder
With Coolant Channel

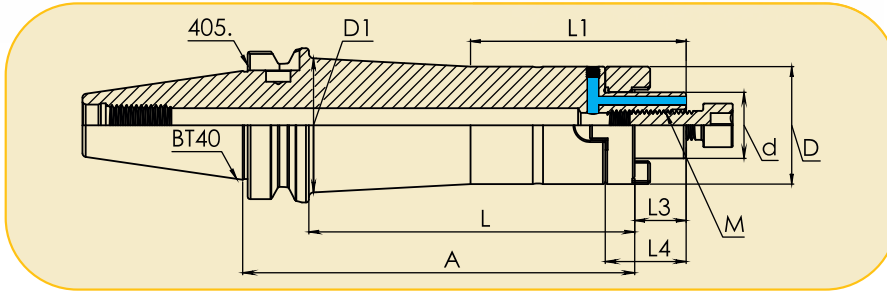
TR TEKOMA®
HASSAS TUTUCU TAKIMLARI
www.tekoma.com.tr



AD - 405



AD - 405

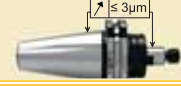


MAS 403 BT

Sipariş Kodu Order Code	BT Tipi BT Type	Ölçüler (Dimensions)									Ağırlık Weight (KG)
		d	A	D	D1	L	L1	L3	L4	M	
405.19.27.55.K	BT40	27	55	48	-	28	-	21	33	M12x30	1.44
405.19.27.100.K	BT40	27	100	48	-	73	-	21	33	M12x30	2.04
405.19.27.130.K	BT40	27	130	48	-	103	-	21	33	M12x30	2.44
405.19.27.160.K	BT40	27	160	48	55	133	88	21	33	M12x30	2.98
405.19.27.200.K	BT40	27	200	48	56	173	120	21	33	M12x30	3.53

JIS B 6339
(MAS 403 BT)

HRC 58±2



h6



STANDARD
G 2.5
25.000
min⁻¹
Us¹gmm

CHIP

BT

DIN 6366



YP-10

Tırnaklı Pul
Clutch Drive Rings
To DIN 6366

DIN 6885



YP-10

Kama
Feather Key



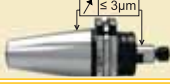
YP-9

Vida
Drawn in Bolt

BT-57

JIS B 6339
(MAS 403 BT)

HRC 58±2




h6



STANDARD
G 2.5
25.000
min⁻¹
Us1gmm

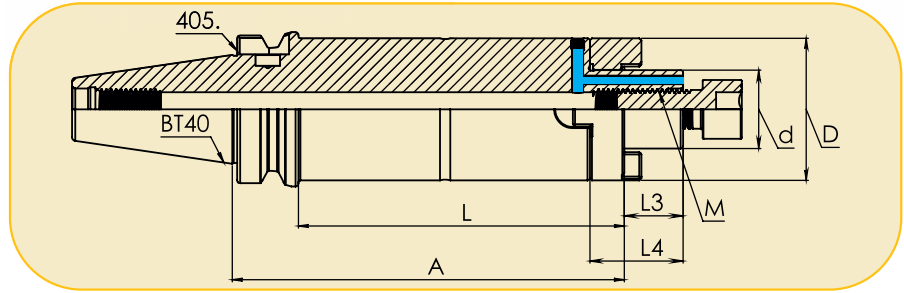
CHIP



AD - 405



AD - 405



MAS 403 BT

Sipariş Kodu Order Code	BT Tipi BT Type	Ölçüler (Dimensions)							Ağırlık Weight (KG)
		d	A	D	L	L3	L4	M	
405.19.32.60.K	BT40	32	60	58	33	24	38	M16x35	1.80
405.19.32.100.K	BT40	32	100	58	73	24	38	M16x35	2.59
405.19.32.130.K	BT40	32	130	58	103	24	38	M16x35	3.18
405.19.32.160.K	BT40	32	160	58	133	24	38	M16x35	3.77
405.19.32.200.K	BT40	32	200	58	173	24	38	M16x35	4.54

DIN 6366



YP-10

Tırnaklı Pul
Clutch Drive Rings
To DIN 6366

DIN 6885



YP-10

Kama
Feather Key

Vida
Drawn in Bolt




YP-9

BT40 40 mm Su Kanallı Kombine Malafa
40 mm Combi Shell Mill Holder
With Coolant Channel

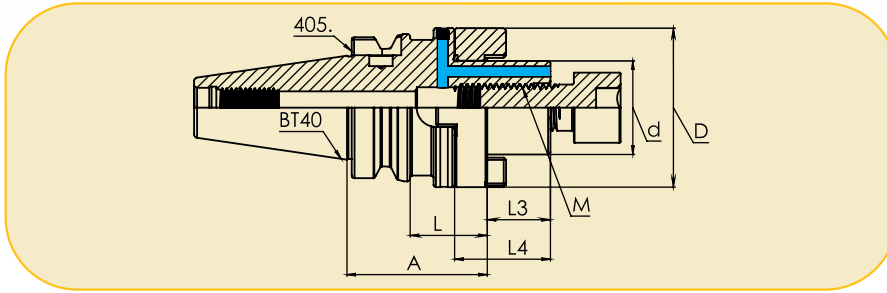
TR TEKOMA®
HASSAS TUTUCU TAKIMLARI
www.tekoma.com.tr



AD - 405



AD - 405

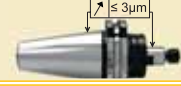


MAS 403 BT

Sipariş Kodu Order Code	BT Tipi BT Type	Ölçüler (Dimensions)							Ağırlık Weight (KG)
		d	A	D	L	L3	L4	M	
405.19.40.60.K	BT40	40	60	68	33	27	41	M20x40	2,00

JIS B 6339
(MAS 403 BT)

HRC 58±2



h6



STANDARD
G 2.5
25.000
min⁻¹
Us1gmm

CHIP

BT

DIN 6366



YP-10

Tırnaklı Pul
Clutch Drive Rings
To DIN 6366

DIN 6885



YP-10

Kama
Feather Key



YP-9

Vida
Drawn in Bolt

BT-59

TEKOMA Sipariş Kodu Sistemi

405.21.63.250

405 . 21 . 63 . 250 .
BT40 Merkezden Soğutmalı . Özel Takım Ham bara . Max. takım bağlama çapı . Tutucu Uzunluğu . Ekstra Özellik

300 SK30 Merkezden Soğutmalı
304 SK30 Router Tutucusu

400 SK40 Merkezden Soğutmalı
401 SK40 Flanşdan soğutmalı

405 BT40 Merkezden Soğutmalı
406 BT40 Flanşdan soğutmalı
407 BBT40 Alın taşlamalı
408 BBT40 Alın taşlamalı Flanşdan soğutmalı

505 BT50 Merkezden Soğutmalı
506 BT50 Flanşdan soğutmalı

M - Mini kapak
6K - Altı köşe kapak
K - Kanaldan su verme
L - Hafifletilmiş
S - İnce Cidarlı

01 - ER tipi pens başlığı
07 - Veldon tutucu
11 - Vidalı tutucu
17 - Alın kamalı malafa
19 - Kombine malafa
21 - Özel takım Ham bara
22 - Fener mili konik master
27 - Klavuz çekme başlığı
40 - Çektirme civatası

TEKOMA Order Code System

405.21.63.250

405 . 21 . 63 . 250 .
BT40 Central Cooled . Boring Bar Blanks For The Production Of Special Tools . Max. Tool Clamping Diameter . Holder Length . Extra Feature

300 SK30 Central Cooled
304 SK30 Router Holder

400 SK40 Central Cooled
401 SK40 Flange Coolant Channels

405 BT40 Central Cooled
406 BT40 Flange Coolant Channels
407 BBT40 Face Contact Central Cooled
408 BBT40 Face Contact Flange Coolant Channels

505 BT50 Central Cooled
506 BT50 Flange Coolant Channels

M - Clamping Nut ER Mini
6K - Hexagon Clamping Nuts
K - Coolant Channels
L - Light
S - Slimline Design

01 - ER Type Collet Chucks
07 - End Mill Holder
11 - Milling Cutter Arbors for Screw-on Type Milling Cutters
17 - Shell Mill Holder for Cutters with driving slot
19 - Combi Shell Mill Holder
21 - Boring Bar Blanks For The Production Of Special Tools
22 - Test Arbors
27 - Quick-Change Tapping Chucks Without Length Compensation
40 - Pullstuds

BT40 Özel Takım Yapma Amaçlı Yarı Mamul
Boring Bar Blanks For The Production
Of Special Tools

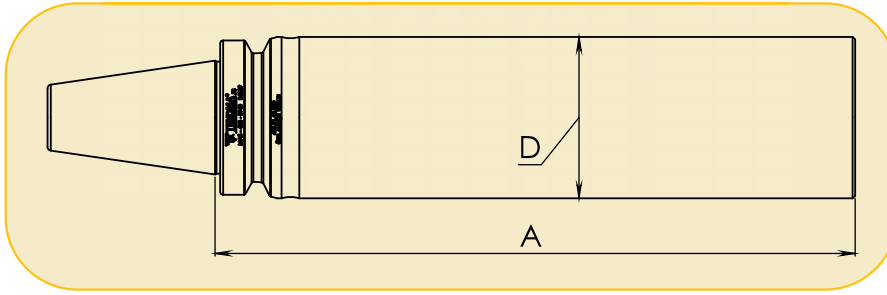


AD - 405

JIS B 6339
(MAS 403 BT)

HRC 52±2

CHIP



MAS 403 BT

Ölçüler (Dimensions)

Sipariş Kodu Order Code	BT Tipi BT Type	Ölçüler (Dimensions)		Ağırlık Weight (KG)
		D	A	
405.21.63.250	BT40	63	250	6.38

Teknik özelliği : Konik ve Flanş kısmı sertleştirilmiş (52+2 HRC) ve taşlanmışır. Bara kısmı işlenebilir yumuşaklıktadır.

Version : Cone and flange hardened (52+2 HRC) and grinded. Soft body for later processing.



BT

TEKOMA Sipariş Kodu Sistemi

505.01.10.100.6K

505 . 01 . 10 . 100 . 6K
BT50 Merkezden Soğutmalı ER Tipi Pens Başlığı Max. takım bağlama çapı Tutucu Uzunluğu Ekstra Özellik

300 SK30 Merkezden Soğutmalı
304 SK30 Router Tutucusu

400 SK40 Merkezden Soğutmalı
401 SK40 Flanşdan soğutmalı

405 BT40 Merkezden Soğutmalı
406 BT40 Flanşdan soğutmalı
407 BBT40 Alın taşlamalı
408 BBT40 Alın taşlamalı Flanşdan soğutmalı

505 BT50 Merkezden Soğutmalı
506 BT50 Flanşdan soğutmalı

M - Mini kapak
6K - Altı köşe kapak
K - Kanaldan su verme
L - Hafifletilmiş
S - İnce Cidarlı

01 - ER tipi pens başlığı
07 - Veldon tutucu
11 - Vidalı tutucu
17 - Alın kamalı malafa
19 - Kombine malafa
21 - Özel takım Ham bara
22 - Fener mili konik master
27 - Klavuz çekme başlığı
40 - Çektirme civatası

TEKOMA Order Code System

505.01.10.100.6K

505 . 01 . 10 . 100 . 6K
BT50 Central Cooled ER Type Collet Chucks Max. Tool Clamping Diameter Holder Length Extra Feature

300 SK30 Central Cooled
304 SK30 Router Holder

400 SK40 Central Cooled
401 SK40 Flange Coolant Channels

405 BT40 Central Cooled
406 BT40 Flange Coolant Channels
407 BBT40 Face Contact Central Cooled
408 BBT40 Face Contact Flange Coolant Channels

505 BT50 Central Cooled
506 BT50 Flange Coolant Channels


M - Clamping Nut ER Mini
6K - Hexagon Clamping Nuts
K - Coolant Channels
L - Light
S - Slimline Design

01 - ER Type Collet Chucks
07 - End Mill Holder
11 - Milling Cutter Arbors for Screw-on Type Milling Cutters
17 - Shell Mill Holder for Cutters with driving slot
19 - Combi Shell Mill Holder
21 - Boring Bar Blanks For The Production Of Special Tools
22 - Test Arbors
27- Quick-Change Tapping Chucks Without Length Compensation
40- Pullstuds

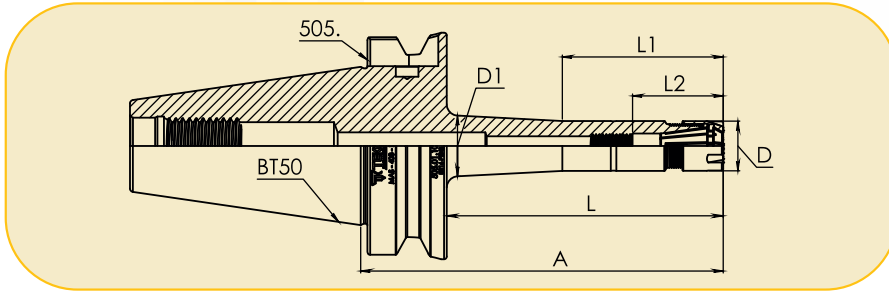
BT50 ER16 Mini Pens Başlığı ER16 Mini Collet Chucks



AD - 505



AD/B - 506



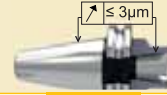
MAS 403 BT

Sipariş Kodu Order Code	BT Tipi BT Type	Pens Kapağı ER Tipi Clamping Nuts ER	Kapasite Capacity	Ölçüler (Dimensions)						Ağırlık Weight (KG)
				A	D	D1	L	L1	L2	
505.01.10.100.M	BT50	ER16/426-M	1-10 mm	100	22	-	62	-	40	3.73
505.01.10.130.M	BT50	ER16/426-M	1-10 mm	130	22	-	92	-	40	3.81
505.01.10.160.M	BT50	ER16/426-M	1-10 mm	160	22	27	122	71	40	3.93

JIS B 6339
(MAS 403 BT)

DIN ISO 15488

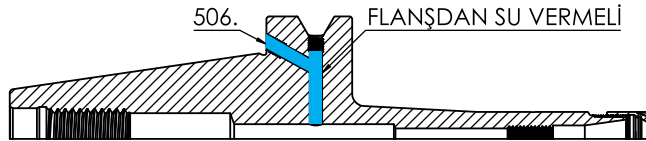
HRC 58±2



STANDARD
G 2.5
25.000
min⁻¹
Ust1gmm

CHIP

BT



Sipariş Kodu Order Code	BT Tipi BT Type	Pens Kapağı ER Tipi Clamping Nuts ER	Kapasite Capacity	Ölçüler (Dimensions)						Ağırlık Weight (KG)
				A	D	D1	L	L1	L2	
506.01.10.100.M	BT50	ER16/426-M	1-10 mm	100	22	-	62	-	40	3.73
506.01.10.130.M	BT50	ER16/426-M	1-10 mm	130	22	-	92	-	40	3.81
506.01.10.160.M	BT50	ER16/426-M	1-10 mm	160	22	27	122	71	40	3.93

DIN ISO
15488



YP-14

Pens ER
Collet ER

DIN ISO
15488



YP-9

Pens Kapağı ER
Clamping Nuts ER



YP-8

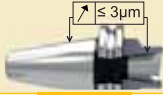
Anahtar ER
Wrench ER

BT-63

JIS B 6339
(MAS 403 BT)


DIN ISO 15488

HRC 58±2



STANDARD
G 2.5
25.000
mm⁻¹
US 1 grain

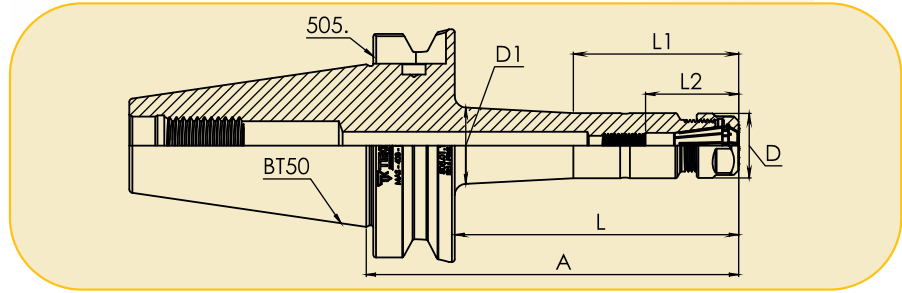
CHIP



AD/B - 506

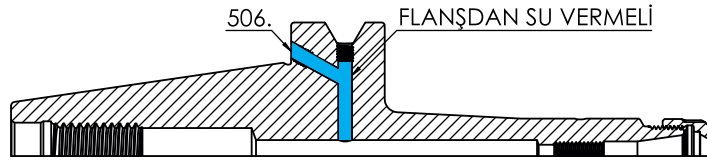


AD - 505



MAS 403 BT

Sipariş Kodu Order Code	BT Tipi BT Type	Pens Kapağı ER Tipi Clamping Nuts ER	Kapasite Capacity	Ölçüler (Dimensions)						Ağırlık Weight (KG)
				A	D	D1	L	L1	L2	
505.01.10.70.6K	BT50	ER16/426-6K	1-10 mm	70	28	-	32	-	50	3.69
505.01.10.100.6K	BT50	ER16/426-6K	1-10 mm	100	28	-	62	-	40	3.81
505.01.10.130.6K	BT50	ER16/426-6K	1-10 mm	130	28	-	92	-	40	3.93
505.01.10.160.6K	BT50	ER16/426-6K	1-10 mm	160	28	33	122	71	40	4.10
505.01.10.200.6K	BT50	ER16/426-6K	1-10 mm	200	28	34	162	98	40	4.28



Sipariş Kodu Order Code	BT Tipi BT Type	Pens Kapağı ER Tipi Clamping Nuts ER	Kapasite Capacity	Ölçüler (Dimensions)						Ağırlık Weight (KG)
				A	D	D1	L	L1	L2	
506.01.10.70.6K	BT50	ER16/426-6K	1-10 mm	70	28	-	32	-	50	3.68
506.01.10.100.6K	BT50	ER16/426-6K	1-10 mm	100	28	-	62	-	40	3.80
506.01.10.130.6K	BT50	ER16/426-6K	1-10 mm	130	28	-	92	-	40	3.91
506.01.10.160.6K	BT50	ER16/426-6K	1-10 mm	160	28	33	122	71	40	4.08
506.01.10.200.6K	BT50	ER16/426-6K	1-10 mm	200	28	34	162	98	40	4.28

BT-64




BT50 ER16 Pens Başlığı ER16 Collet Chucks

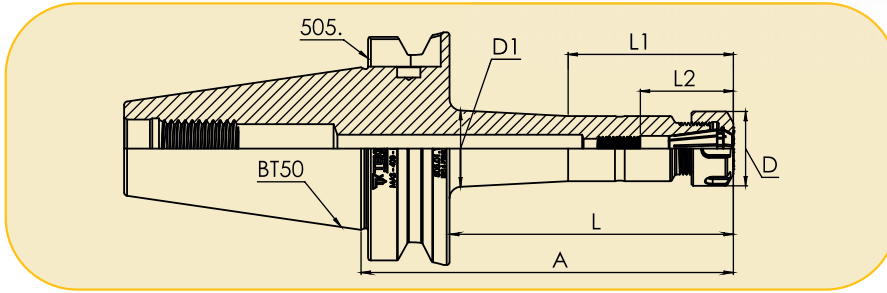
TR TEKOMA®
HASSAS TUTUCU TAKIMLARI
www.tekoma.com.tr



AD - 505



AD/B - 506



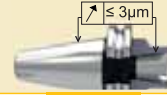
MAS 403 BT

Sipariş Kodu Order Code	BT Tipi BT Type	Pens Kapağı ER Tipi Clamping Nuts ER	Kapasite Capacity	Ölçüler (Dimensions)						Ağırlık Weight (KG)
				A	D	D1	L	L1	L2	
505.01.10.70	BT50	ER16/426	1-10 mm	70	32	-	32	-	50	3.69
505.01.10.100	BT50	ER16/426	1-10 mm	100	32	-	62	-	40	3.81
505.01.10.130	BT50	ER16/426	1-10 mm	130	32	-	92	-	40	3.93
505.01.10.160	BT50	ER16/426	1-10 mm	160	32	33	122	71	40	4.10
505.01.10.200	BT50	ER16/426	1-10 mm	200	32	34	162	98	40	4.28

JIS B 6339
(MAS 403 BT)

DIN ISO 15488

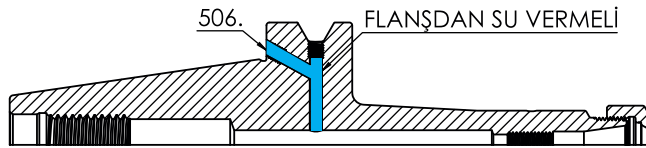
HRC 58±2



STANDARD
G 2.5
25.000
min⁻¹
Us/1mm

CHIP

BT



Sipariş Kodu Order Code	BT Tipi BT Type	Pens Kapağı ER Tipi Clamping Nuts ER	Kapasite Capacity	Ölçüler (Dimensions)						Ağırlık Weight (KG)
				A	D	D1	L	L1	L2	
506.01.10.70	BT50	ER16/426	1-10 mm	70	32	-	32	-	50	3.69
506.01.10.100	BT50	ER16/426	1-10 mm	100	32	-	62	-	40	3.81
506.01.10.130	BT50	ER16/426	1-10 mm	130	32	-	92	-	40	3.93
506.01.10.160	BT50	ER16/426	1-10 mm	160	32	33	122	71	40	4.10
506.01.10.200	BT50	ER16/426	1-10 mm	200	32	34	162	98	40	4.28

DIN ISO
15488



YP-14

Pens ER
Collet ER

DIN ISO
15488



YP-9

Pens Kapağı ER
Clamping Nuts ER



YP-8

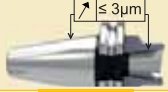
Anahtar ER
Wrench ER

BT-65

JIS B 6339
(MAS 403 BT)

DIN ISO 15488

HRC 58±2



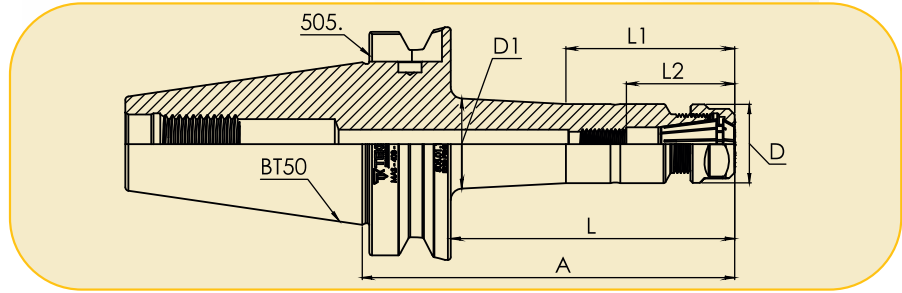
STANDARD
G 2.5
25.000
min
Us1gmm



AD/B - 506

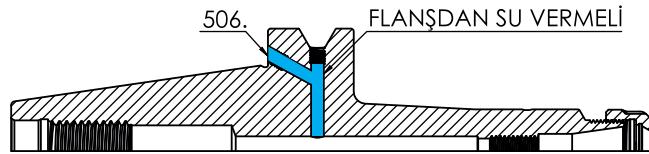


AD - 505



MAS 403 BT


Sipariş Kodu Order Code	BT Tipi BT Type	Pens Kapağı ER Tipi Clamping Nuts ER	Kapasite Capacity	Ölçüler (Dimensions)						Ağırlık Weight (KG)
				A	D	D1	L	L1	L2	
505.01.13.70.6K	BT50	ER20/428-6K	1-13 mm	70	34	-	32	-	51	3.73
505.01.13.100.6K	BT50	ER20/428-6K	1-13 mm	100	34	-	62	-	47	3.90
505.01.13.130.6K	BT50	ER20/428-6K	1-13 mm	130	34	-	92	-	47	4.09
505.01.13.160.6K	BT50	ER20/428-6K	1-13 mm	160	34	39	122	73.5	47	4.29
505.01.13.200.6K	BT50	ER20/428-6K	1-13 mm	200	34	40	162	99.5	47	4.53



Sipariş Kodu Order Code	BT Tipi BT Type	Pens Kapağı ER Tipi Clamping Nuts ER	Kapasite Capacity	Ölçüler (Dimensions)						Ağırlık Weight (KG)
				A	D	D1	L	L1	L2	
506.01.13.70.6K	BT50	ER20/428-6K	1-13 mm	70	34	-	32	-	51	3.73
506.01.13.100.6K	BT50	ER20/428-6K	1-13 mm	100	34	-	62	-	47	3.90
506.01.13.130.6K	BT50	ER20/428-6K	1-13 mm	130	34	-	92	-	47	4.09
506.01.13.160.6K	BT50	ER20/428-6K	1-13 mm	160	34	39	122	73.5	47	4.29
506.01.13.200.6K	BT50	ER20/428-6K	1-13 mm	200	34	40	162	99.5	47	4.53



Pens ER
Collet ER



Pens Kapağı ER
Clamping Nuts ER

BT50 ER25 Pens Başığı

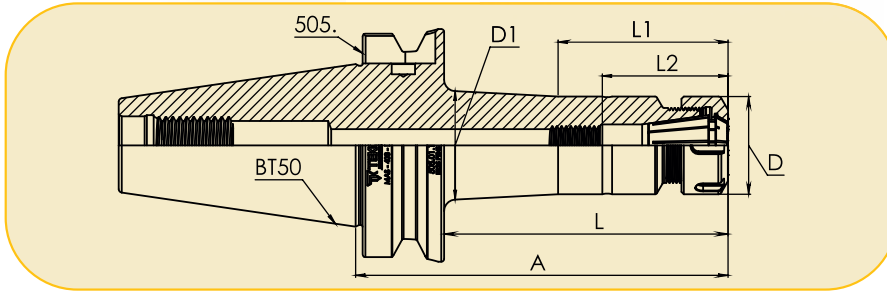
ER25 Collet Chucks



AD - 505



AD/B - 506



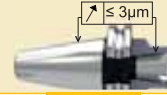
MAS 403 BT

Sipariş Kodu Order Code	BT Tipi BT Type	Pens Kapağı ER Tipi Clamping Nuts ER	Kapasite Capacity	Ölçüler (Dimensions)						Ağırlık Weight (KG)
				A	D	D1	L	L1	L2	
505.01.16.70	BT50	ER25/430	2-16 mm	70	42	-	32	-	55	3.73
505.01.16.100	BT50	ER25/430	2-16 mm	100	42	-	62	-	50	4.03
505.01.16.130	BT50	ER25/430	2-16 mm	130	42	-	92	-	55	4.33
505.01.16.160	BT50	ER25/430	2-16 mm	160	42	47	122	73	55	4.70
505.01.16.200	BT50	ER25/430	2-16 mm	200	42	48	162	100	55	5.14

JIS B 6339
(MAS 403 BT)

DIN ISO 15488

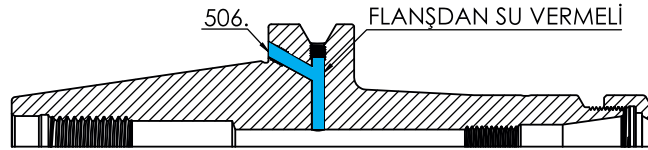
HRC 58±2



STANDARD
G 2.5
25.000
min⁻¹
Ust¹mm

CHIP

BT



Sipariş Kodu Order Code	BT Tipi BT Type	Pens Kapağı ER Tipi Clamping Nuts ER	Kapasite Capacity	Ölçüler (Dimensions)						Ağırlık Weight (KG)
				A	D	D1	L	L1	L2	
506.01.16.70	BT50	ER25/430	2-16 mm	70	42	-	32	-	55	3.71
506.01.16.100	BT50	ER25/430	2-16 mm	100	42	-	62	-	50	4.02
506.01.16.130	BT50	ER25/430	2-16 mm	130	42	-	92	-	55	4.32
506.01.16.160	BT50	ER25/430	2-16 mm	160	42	47	122	73	55	4.68
506.01.16.200	BT50	ER25/430	2-16 mm	200	42	48	162	100	55	5.14

DIN ISO
15488



YP-14

Pens ER
Collet ER

DIN ISO
15488



YP-9

Pens Kapağı ER
Clamping Nuts ER



YP-8

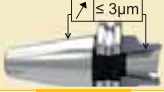
Anahtar ER
Wrench ER

BT-67


JIS B 6339
(MAS 403 BT)

DIN ISO 15488

HRC 58±2



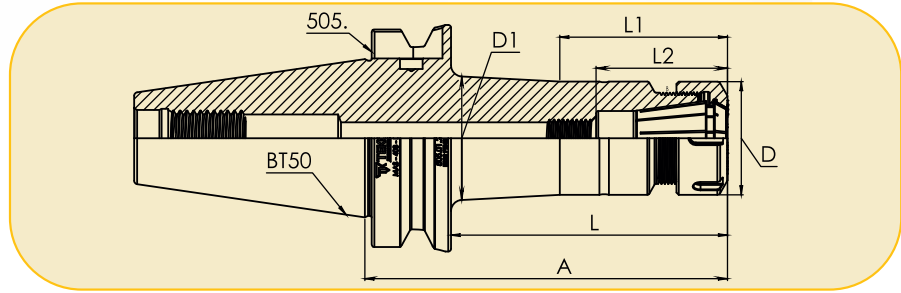
STANDARD
G 2.5
25.000
min*
Us/gmm



AD/B - 506

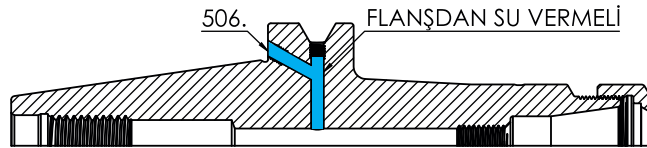


AD - 505




MAS 403 BT

Sipariş Kodu Order Code	BT Tipi BT Type	Pens Kapağı ER Tipi Clamping Nuts ER	Kapasite Capacity	Ölçüler (Dimensions)						Ağırlık Weight (KG)
				A	D	D1	L	L1	L2	
505.01.20.70	BT50	ER32/470	2-20 mm	70	50	-	32	-	58	3.75
505.01.20.100	BT50	ER32/470	2-20 mm	100	50	-	62	-	51	4.17
505.01.20.130	BT50	ER32/470	2-20 mm	130	50	-	92	-	58	4.61
505.01.20.160	BT50	ER32/470	2-20 mm	160	50	55	122	74	58	5.12



Sipariş Kodu Order Code	BT Tipi BT Type	Pens Kapağı ER Tipi Clamping Nuts ER	Kapasite Capacity	Ölçüler (Dimensions)						Ağırlık Weight (KG)
				A	D	D1	L	L1	L2	
506.01.20.70	BT50	ER32/470	2-20 mm	70	50	-	32	-	58	3.73
506.01.20.100	BT50	ER32/470	2-20 mm	100	50	-	62	-	51	4.16
506.01.20.130	BT50	ER32/470	2-20 mm	130	50	-	92	-	58	4.59
506.01.20.160	BT50	ER32/470	2-20 mm	160	50	55	122	74	58	5.12




BT50 ER32 Pens Başı ER32 Collet Chucks

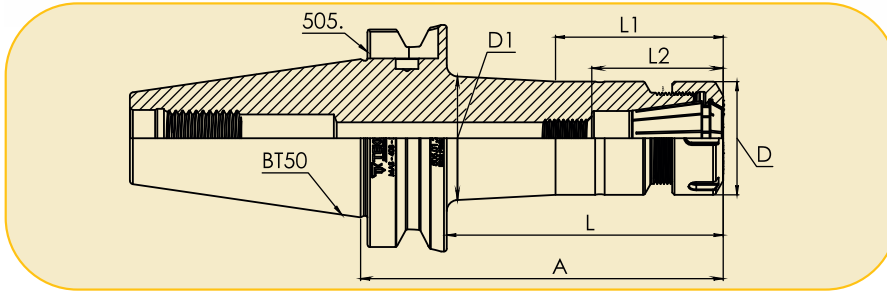
TR TEKOMA®
HASSAS TUTUCU TAKIMLARI
www.tekoma.com.tr



AD - 505



AD/B - 506



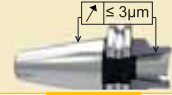
MAS 403 BT

Sipariş Kodu Order Code	BT Tipi BT Type	Pens Kapağı ER Tipi Clamping Nuts ER	Kapasite Capacity	Ölçüler (Dimensions)						Ağırlık Weight (KG)
				A	D	D1	L	L1	L2	
505.01.20.200	BT50	ER32/470	2-20 mm	200	50	55.5	162	101	58	5.75
505.01.20.250	BT50	ER32/470	2-20 mm	250	50	56.5	212	101	58	6.47
505.01.20.300	BT50	ER32/470	2-20 mm	300	50	58	262	101	58	7.36
505.01.20.350	BT50	ER32/470	2-20 mm	350	50	58.5	312	101	58	8.29

JIS B 6339
(MAS 403 BT)

DIN ISO 15488

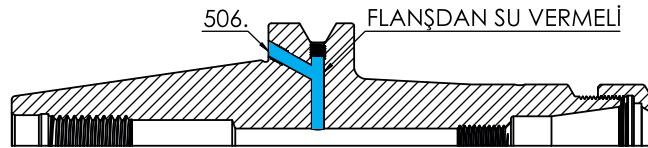
HRC 58±2




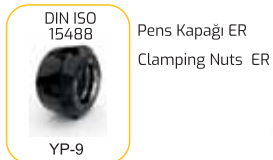
STANDARD
G 2.5
25.000
min⁻¹
Ust¹mm

CHIP

BT



Sipariş Kodu Order Code	BT Tipi BT Type	Pens Kapağı ER Tipi Clamping Nuts ER	Kapasite Capacity	Ölçüler (Dimensions)						Ağırlık Weight (KG)
				A	D	D1	L	L1	L2	
506.01.20.200	BT50	ER32/470	2-20 mm	200	50	55.5	162	101	58	5.73
506.01.20.250	BT50	ER32/470	2-20 mm	250	50	56.5	212	101	58	6.46
506.01.20.300	BT50	ER32/470	2-20 mm	300	50	58	262	101	58	7.34
506.01.20.350	BT50	ER32/470	2-20 mm	350	50	58.5	312	101	58	8.29

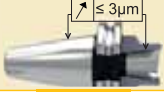


BT-69

JIS B 6339
(MAS 403 BT)


DIN ISO 15488

HRC 58±2



STANDARD
G 2.5
25.000
min*
L/519mm

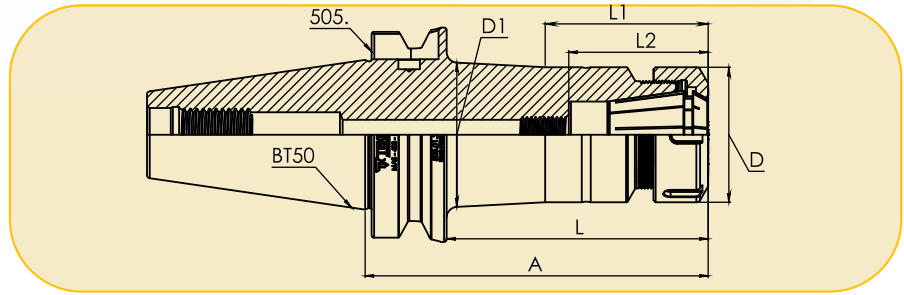
CHIP



AD/B - 506

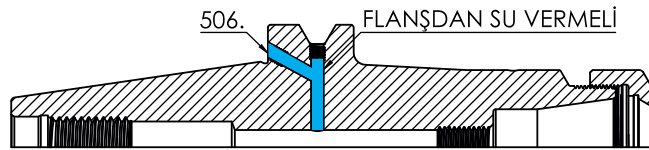


AD - 505



MAS 403 BT

Sipariş Kodu Order Code	BT Tipi BT Type	Pens Kapağı ER Tipi Clamping Nuts ER	Kapasite Capacity	Ölçüler (Dimensions)						Ağırlık Weight (KG)
				A	D	D1	L	L1	L2	
505.01.26.80	BT50	ER40/472	3-26 mm	80	63	-	42	-	65	4.02
505.01.26.100	BT50	ER40/472	3-26 mm	100	63	-	62	-	65	4.49
505.01.26.130	BT50	ER40/472	3-26 mm	130	63	-	92	-	65	5.19
505.01.26.160	BT50	ER40/472	3-26 mm	160	63	67.5	122	76	65	5.99




Sipariş Kodu Order Code	BT Tipi BT Type	Pens Kapağı ER Tipi Clamping Nuts ER	Kapasite Capacity	Ölçüler (Dimensions)						Ağırlık Weight (KG)
				A	D	D1	L	L1	L2	
506.01.26.80	BT50	ER40/472	3-26 mm	80	63	-	42	-	65	4.00
506.01.26.100	BT50	ER40/472	3-26 mm	100	63	-	62	-	65	4.47
506.01.26.130	BT50	ER40/472	3-26 mm	130	63	-	92	-	65	5.17
506.01.26.160	BT50	ER40/472	3-26 mm	160	63	67.5	122	76	65	5.97



YP-14



YP-9



YP-8


BT50 ER40 Pens Başığı

ER40 Collet Chucks

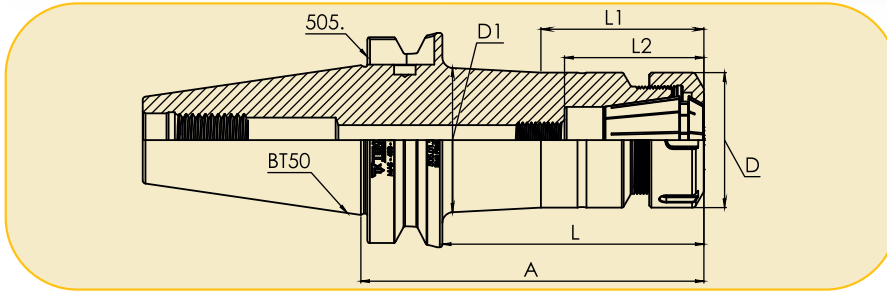
TR TEKOMA®
HASSAS TUTUCU TAKIMLARI
www.tekoma.com.tr



AD - 505



AD/B - 506



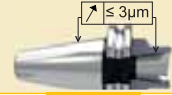
MAS 403 BT

Sipariş Kodu Order Code	BT Tipi BT Type	Pens Kapağı ER Tipi Clamping Nuts ER	Kapasite Capacity	Ölçüler (Dimensions)						Ağırlık Weight (KG)
				A	D	D1	L	L1	L2	
505.01.26.200	BT50	ER40/472	3-26 mm	200	63	68.5	162	103	65	6.99
505.01.26.250	BT50	ER40/472	3-26 mm	250	63	69.5	212	103	65	8.16
505.01.26.300	BT50	ER40/472	3-26 mm	300	63	70.5	262	103	65	9.53
505.01.26.350	BT50	ER40/472	3-26 mm	350	63	71.5	312	103	65	10.92

JIS B 6339
(MAS 403 BT)

DIN ISO 15488

HRC 58±2

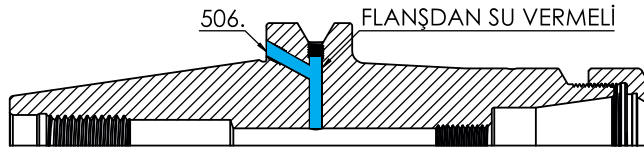


STANDARD
G 2.5
25.000
min⁻¹
Ust1gmm

CHIP

BT

506. FLANŞDAN SU VERMELİ



Sipariş Kodu Order Code	BT Tipi BT Type	Pens Kapağı ER Tipi Clamping Nuts ER	Kapasite Capacity	Ölçüler (Dimensions)						Ağırlık Weight (KG)
				A	D	D1	L	L1	L2	
506.01.26.200	BT50	ER40/472	3-26 mm	200	63	68.5	162	103	65	6.99
506.01.26.250	BT50	ER40/472	3-26 mm	250	63	69.5	212	103	65	8.16
506.01.26.300	BT50	ER40/472	3-26 mm	300	63	70.5	262	103	65	9.53
506.01.26.350	BT50	ER40/472	3-26 mm	350	63	71.5	312	103	65	10.92

DIN ISO
15488



YP-14

Pens ER
Collet ER

DIN ISO
15488



YP-9

Pens Kapağı ER
Clamping Nuts ER



YP-8

Anahtar ER
Wrench ER



TEKOMA Sipariş Kodu Sistemi

505.07.25.100.L

505 . 07 . 25 . 100 . L
BT50 Merkezden Soğutmalı Veldon Tutucu Max. takım bağlama çapı Tutucu Uzunluğu Ekstra Özellik

300 SK30 Merkezden Soğutmalı
304 SK30 Router Tutucusu

400 SK40 Merkezden Soğutmalı
401 SK40 Flanşdan soğutmalı

405 BT40 Merkezden Soğutmalı
406 BT40 Flanşdan soğutmalı
407 BBT40 Alın taşlamalı

408 BBT40 Alın taşlamalı Flanşdan soğutmalı

505 BT50 Merkezden Soğutmalı
506 BT50 Flanşdan soğutmalı

M - Mini kapak
6K - Altı köşe kapak
K - Kanaldan su verme
L - Hafifletilmiş
S - İnce Cidarlı

01 - ER tipi pens başlığı
07 - Veldon tutucu
11 - Vidalı tutucu
17 - Alın kamalı malafa
19 - Kombine malafa
21 - Özel takım Ham bara
22 - Fener mili konik master
27 - Klavuz çekme başlığı
40 - Çektirme civatası

TEKOMA Order Code System

505.07.25.100.L

505 . 07 . 25 . 100 . L
BT50 Central Cooled End Mill Holder Max. Tool Clamping Diameter Holder Length Extra Feature

300 SK30 Central Cooled
304 SK30 Router Holder

400 SK40 Central Cooled
401 SK40 Flange Coolant Channels

405 BT40 Central Cooled
406 BT40 Flange Coolant Channels
407 BBT40 Face Contact Central Cooled
408 BBT40 Face Contact Flange Coolant Channels

505 BT50 Central Cooled
506 BT50 Flange Coolant Channels


M - Clamping Nut ER Mini
6K - Hexagon Clamping Nuts
K - Coolant Channels
L - Light
S - Slimline Design

01 - ER Type Collet Chucks
07 - End Mill Holder
11 - Milling Cutter Arbors for Screw-on Type Milling Cutters
17 - Shell Mill Holder for Cutters with driving slot
19 - Combi Shell Mill Holder
21 - Boring Bar Blanks For The Production Of Special Tools
22 - Test Arbors
27- Quick-Change Tapping Chucks Without Length Compensation
40- Pullstuds

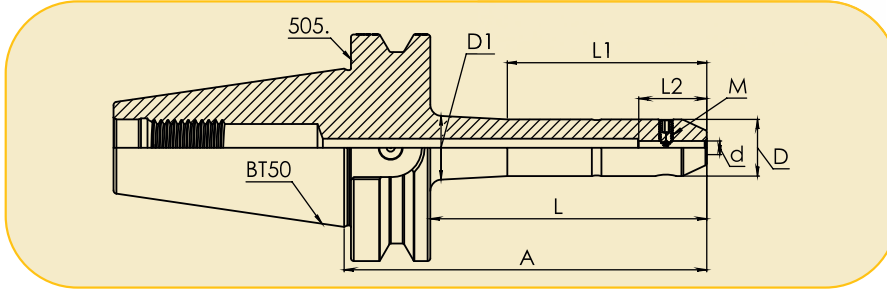
BT50 6 mm Veldon Tutucu 6 mm End Mill Holder



AD - 505

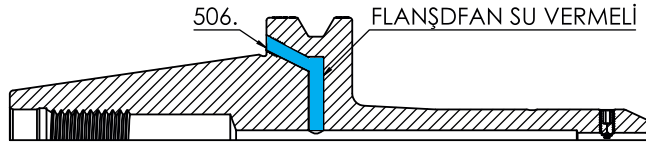


AD/B - 506



MAS 403 BT

Sipariş Kodu Order Code	BT Tipi BT Type	Ölçüler (Dimensions)								Ağırlık Weight (KG)
		d	A	D	D1	L	L1	L2	M	
505.07.06.63	BT50	6	63	25	-	25	-	36	M6x10	3.70
505.07.06.100	BT50	6	100	25	-	62	-	36	M6x10	3.83
505.07.06.130	BT50	6	130	25	-	92	-	36	M6x10	3.93
505.07.06.160	BT50	6	160	25	28.5	122	88	36	M6x10	4.05
505.07.06.200	BT50	6	200	25	28.5	162	120	36	M6x10	4.19



Sipariş Kodu Order Code	BT Tipi BT Type	Ölçüler (Dimensions)								Ağırlık Weight (KG)
		d	A	D	D1	L	L1	L2	M	
506.07.06.63	BT50	6	63	25	-	25	-	36	M6x10	3.69
506.07.06.100	BT50	6	100	25	-	62	-	36	M6x10	3.81
506.07.06.130	BT50	6	130	25	-	92	-	36	M6x10	3.91
506.07.06.160	BT50	6	160	25	28.5	122	88	36	M6x10	4.04
506.07.06.200	BT50	6	200	25	28.5	162	120	36	M6x10	4.19

DIN 1835 B

Veldon Sıkma Cıvatası
Clamping Screw Veldon DIN 1835 B



YP-10

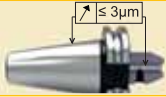


BT

JIS B 6339
(MAS 403 BT)

DIN 1835-B

HRC 58±2



(H4)

DIN 1835-B



STANDARD
G 2.5
25.000
mm
Ustgmm

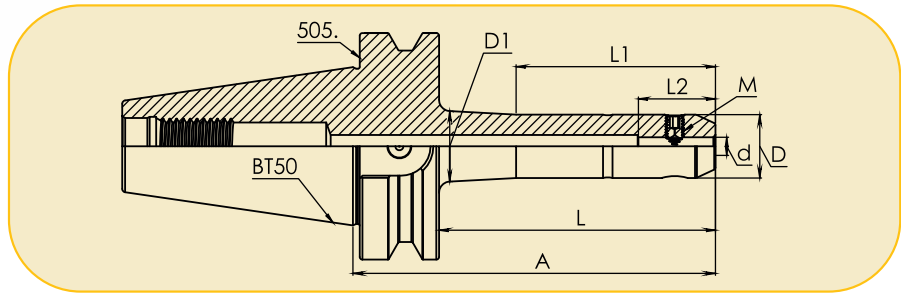
CHIP



AD/B - 506

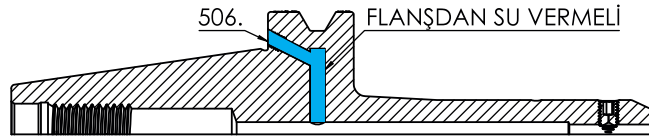


AD - 505



MAS 403 BT

Sipariş Kodu Order Code	BT Tipi BT Type	Ölçüler (Dimensions)								Ağırlık Weight (KG)
		d	A	D	D1	L	L1	L2	M	
505.07.08.63	BT50	8	63	28	-	25	-	40	M8x10	3.72
505.07.08.100	BT50	8	100	28	-	62	-	40	M8x10	3.88
505.07.08.130	BT50	8	130	28	-	92	-	40	M8x10	4.02
505.07.08.160	BT50	8	160	28	31.5	122	88	40	M8x10	4.17
505.07.08.200	BT50	8	200	28	31.5	162	120	40	M8x10	4.35



Sipariş Kodu Order Code	BT Tipi BT Type	Ölçüler (Dimensions)								Ağırlık Weight (KG)
		d	A	D	D1	L	L1	L2	M	
506.07.08.63	BT50	8	63	28	-	25	-	40	M8x10	3.71
506.07.08.100	BT50	8	100	28	-	62	-	40	M8x10	3.87
506.07.08.130	BT50	8	130	28	-	92	-	40	M8x10	4.00
506.07.08.160	BT50	8	160	28	31.5	122	88	40	M8x10	4.15
506.07.08.200	BT50	8	200	28	31.5	162	120	40	M8x10	4.35

DIN 1835 B

Veldon Sıkma Cıvatası

Clamping Screw Veldon DIN 1835 B




YP-10

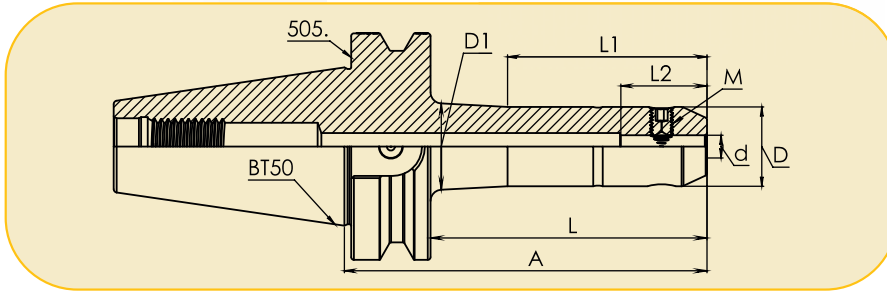
BT50 10 mm Veldon Tutucu 10 mm End Mill Holder



AD - 505



AD/B - 506



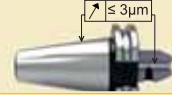
MAS 403 BT

Sipariş Kodu Order Code	BT Tipi BT Type	Ölçüler (Dimensions)								Ağırlık Weight (KG)
		d	A	D	D1	L	L1	L2	M	
505.07.10.63	BT50	10	63	35	-	25	-	44	M10x12	3.74
505.07.10.100	BT50	10	100	35	-	62	-	44	M10x12	3.99
505.07.10.130	BT50	10	130	35	-	92	-	44	M10x12	4.19
505.07.10.160	BT50	10	160	35	38.5	122	88	44	M10x12	4.42
505.07.10.200	BT50	10	200	35	38.5	162	120	44	M10x12	4.70

JIS B 6339
(MAS 403 BT)

DIN 1835-B

HRC 58±2



H4

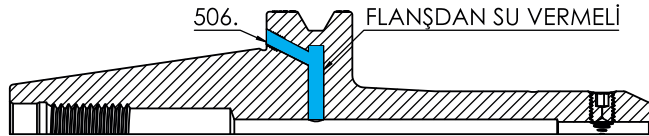
DIN 1835-B



STANDARD
G 2.5
25.000
0.1/1mm

CHIP

BT



Sipariş Kodu Order Code	BT Tipi BT Type	Ölçüler (Dimensions)								Ağırlık Weight (KG)
		d	A	D	D1	L	L1	L2	M	
506.07.10.63	BT50	10	63	35	-	25	-	44	M10x12	3.73
506.07.10.100	BT50	10	100	35	-	62	-	44	M10x12	3.97
506.07.10.130	BT50	10	130	35	-	92	-	44	M10x12	4.18
506.07.10.160	BT50	10	160	35	38.5	122	88	44	M10x12	4.40
506.07.10.200	BT50	10	200	35	38.5	162	120	44	M10x12	4.70

DIN 1835 B

Veldon Sıkma Civatası
Clamping Screw Veldon DIN 1835 B



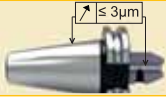
YP-10

BT-75

JIS B 6339
(MAS 403 BT)

DIN 1835-B

HRC 58±2



(H4)

DIN 1835-B



STANDARD
G 2.5
25.000
mm
1/16

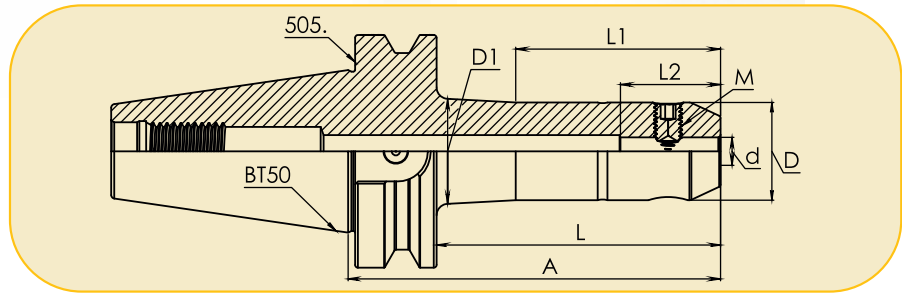
CHIP



AD/B - 506

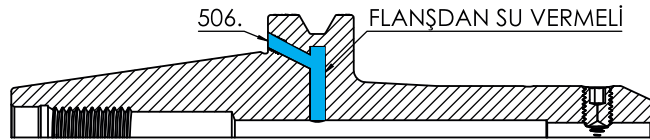


AD - 505



MAS 403 BT

Sipariş Kodu Order Code	BT Tipi BT Type	Ölçüler (Dimensions)								Ağırlık Weight (KG)
		d	A	D	D1	L	L1	L2	M	
505.07.12.80	BT50	12	80	42	-	42	-	51	M12x16	3.97
505.07.12.100	BT50	12	100	42	-	62	-	51	M12x16	4.17
505.07.12.130	BT50	12	130	42	-	92	-	51	M12x16	4.47
505.07.12.160	BT50	12	160	42	45.5	122	88	51	M12x16	4.80
505.07.12.200	BT50	12	200	42	45.5	162	120	51	M12x16	5.21



Sipariş Kodu Order Code	BT Tipi BT Type	Ölçüler (Dimensions)								Ağırlık Weight (KG)
		d	A	D	D1	L	L1	L2	M	
506.07.12.80	BT50	12	80	42	-	42	-	51	M12x16	3.95
506.07.12.100	BT50	12	100	42	-	62	-	51	M12x16	4.15
506.07.12.130	BT50	12	130	42	-	92	-	51	M12x16	4.47
506.07.12.160	BT50	12	160	42	45.5	122	88	51	M12x16	4.78
506.07.12.200	BT50	12	200	42	45.5	162	120	51	M12x16	5.21

DIN 1835 B

Veldon Sıkma Cıvatası

Clamping Screw Veldon DIN 1835 B




YP-10

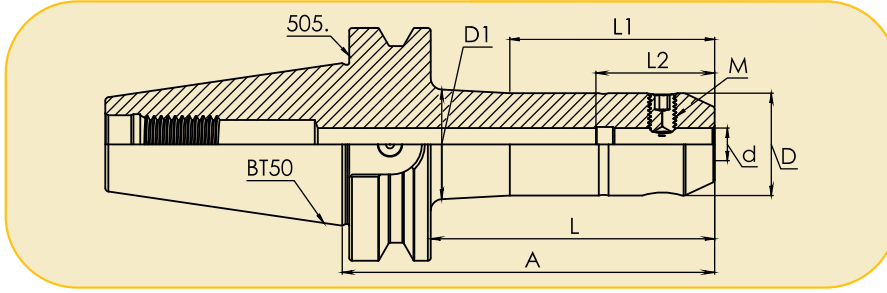
BT50 14 mm Veldon Tutucu 14 mm End Mill Holder



AD - 505



AD/B - 506



MAS 403 BT

Sipariş Kodu Order Code	BT Tipi BT Type	Ölçüler (Dimensions)								Ağırlık Weight (KG)
		d	A	D	D1	L	L1	L2	M	
505.07.14.80	BT50	14	80	44	-	42	-	51	M12x16	3.99
505.07.14.100	BT50	14	100	44	-	62	-	51	M12x16	4.21
505.07.14.130	BT50	14	130	44	-	92	-	51	M12x16	4.55
505.07.14.160	BT50	14	160	44	47.5	122	88	51	M12x16	4.91
505.07.14.200	BT50	14	200	44	47.5	162	120	51	M12x16	5.36

JIS B 6339
(MAS 403 BT)

DIN 1835-B

HRC 58±2

≤ 3µm

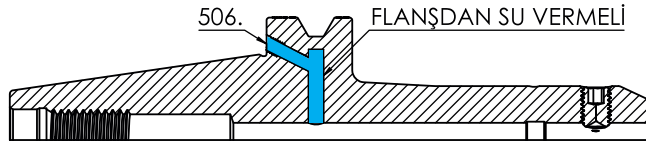
H4

DIN 1835-B

STANDARD
G 2.5
25.000
0.01gmm

CHIP

BT



Sipariş Kodu Order Code	BT Tipi BT Type	Ölçüler (Dimensions)								Ağırlık Weight (KG)
		d	A	D	D1	L	L1	L2	M	
506.07.14.80	BT50	14	80	44	-	42	-	51	M12x16	3.98
506.07.14.100	BT50	14	100	44	-	62	-	51	M12x16	4.20
506.07.14.130	BT50	14	130	44	-	92	-	51	M12x16	4.54
506.07.14.160	BT50	14	160	44	47.5	122	88	51	M12x16	4.89
506.07.14.200	BT50	14	200	44	47.5	162	120	51	M12x16	5.36

DIN 1835 B

Veldon Sıkma Civatası

Clamping Screw Veldon DIN 1835 B



YP-10

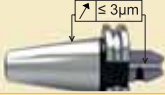


BT-77

JIS B 6339
(MAS 403 BT)

DIN 1835-B

HRC 58±2




(H4)

DIN 1835-B



STANDARD
G 2.5
25.000
mm
US 15mm

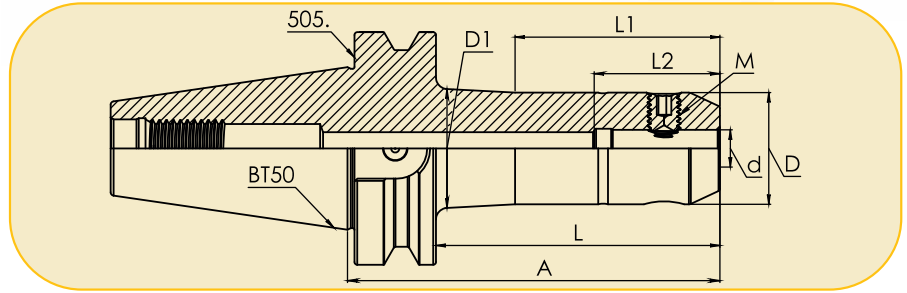
CHIP



AD/B - 506

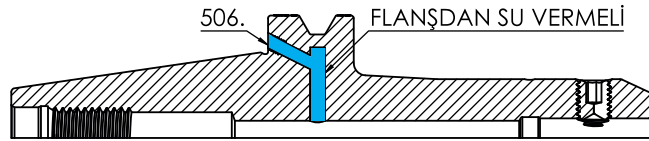


AD - 505



MAS 403 BT

Sipariş Kodu Order Code	BT Tipi BT Type	Ölçüler (Dimensions)								Ağırlık Weight (KG)
		d	A	D	D1	L	L1	L2	M	
505.07.16.80	BT50	16	80	48	-	42	-	54	M14x16	4.06
505.07.16.100	BT50	16	100	48	-	62	-	54	M14x16	4.33
505.07.16.130	BT50	16	130	48	-	92	-	54	M14x16	4.73
505.07.16.160	BT50	16	160	48	51.5	122	88	54	M14x16	5.16
505.07.16.200	BT50	16	200	48	51.5	162	120	54	M14x16	5.71



Sipariş Kodu Order Code	BT Tipi BT Type	Ölçüler (Dimensions)								Ağırlık Weight (KG)
		d	A	D	D1	L	L1	L2	M	
506.07.16.80	BT50	16	80	48	-	42	-	54	M14x16	4.05
506.07.16.100	BT50	16	100	48	-	62	-	54	M14x16	4.31
506.07.16.130	BT50	16	130	48	-	92	-	54	M14x16	4.71
506.07.16.160	BT50	16	160	48	51.5	122	88	54	M14x16	5.14
506.07.16.200	BT50	16	200	48	51.5	162	120	54	M14x16	5.71

DIN 1835 B

Veldon Sıkma Civatası
Clamping Screw Veldon DIN 1835 B



YP-10

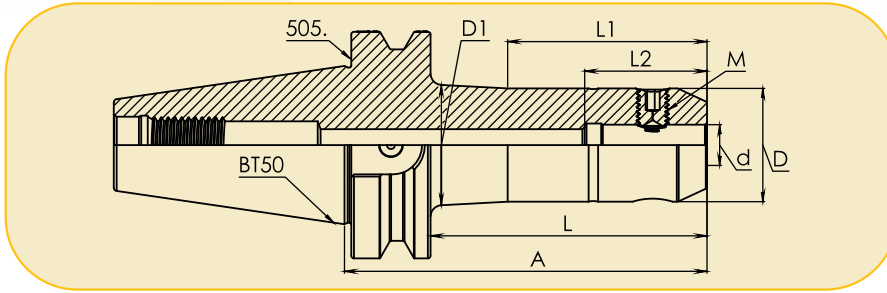
BT50 18 mm Veldon Tutucu 18 mm End Mill Holder



AD - 505



AD/B - 506



MAS 403 BT

Sipariş Kodu Order Code	BT Tipi BT Type	Ölçüler (Dimensions)								Ağırlık Weight (KG)
		d	A	D	D1	L	L1	L2	M	
505.07.18.80	BT50	18	80	50	-	42	-	54	M14x16	4.09
505.07.18.100	BT50	18	100	50	-	62	-	54	M14x16	4.38
505.07.18.130	BT50	18	130	50	-	92	-	54	M14x16	4.81
505.07.18.160	BT50	18	160	50	53.5	122	88	54	M14x16	5.28
505.07.18.200	BT50	18	200	50	53.5	162	120	54	M14x16	5.88

JIS B 6339
(MAS 403 BT)

DIN 1835-B

HRC 58±2

≤ 3µm

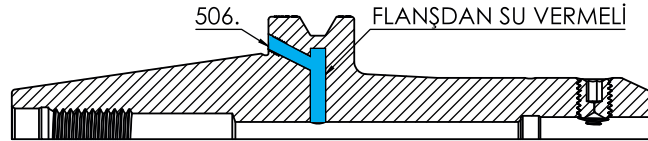
H4

DIN 1835-B

STANDARD
G 2.5
25.000
0.01gmm

CHIP

BT



Sipariş Kodu Order Code	BT Tipi BT Type	Ölçüler (Dimensions)								Ağırlık Weight (KG)
		d	A	D	D1	L	L1	L2	M	
506.07.18.80	BT50	18	80	50	-	42	-	54	M14x16	4.07
506.07.18.100	BT50	18	100	50	-	62	-	54	M14x16	4.36
506.07.18.130	BT50	18	130	50	-	92	-	54	M14x16	4.79
506.07.18.160	BT50	18	160	50	53.5	122	88	54	M14x16	5.26
506.07.18.200	BT50	18	200	50	53.5	162	120	54	M14x16	5.88

DIN 1835 B

Veldon Sıkma Cıvatası

Clamping Screw Veldon DIN 1835 B



YP-10

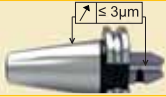


BT-79

JIS B 6339
(MAS 403 BT)

DIN 1835-B

HRC 58±2




(H4)

DIN 1835-B



STANDARD
G 2.5
25.000
mm
Ustgmm

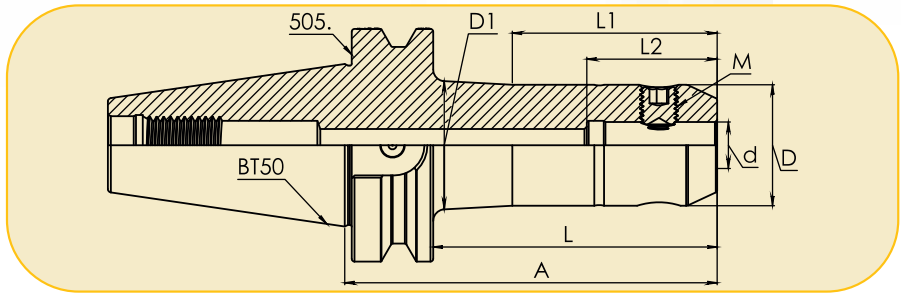
CHIP



AD/B - 506

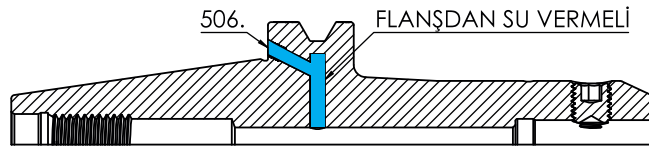


AD - 505



MAS 403 BT

Sipariş Kodu Order Code	BT Tipi BT Type	Ölçüler (Dimensions)								Ağırlık Weight (KG)
		d	A	D	D1	L	L1	L2	M	
505.07.20.80	BT50	20	80	52	-	42	-	56	M16x16	4.10
505.07.20.100	BT50	20	100	52	-	62	-	56	M16x16	4.42
505.07.20.130	BT50	20	130	52	-	92	-	56	M16x16	4.89
505.07.20.160	BT50	20	160	52	55.5	122	88	56	M16x16	5.40
505.07.20.200	BT50	20	200	52	55.5	162	120	56	M16x16	6.05



Sipariş Kodu Order Code	BT Tipi BT Type	Ölçüler (Dimensions)								Ağırlık Weight (KG)
		d	A	D	D1	L	L1	L2	M	
506.07.20.80	BT50	20	80	52	-	42	-	56	M16x16	4.09
506.07.20.100	BT50	20	100	52	-	62	-	56	M16x16	4.40
506.07.20.130	BT50	20	130	52	-	92	-	56	M16x16	4.87
506.07.20.160	BT50	20	160	52	55.5	122	88	56	M16x16	5.38
506.07.20.200	BT50	20	200	52	55.5	162	120	56	M16x16	6.05

DIN 1835 B

Veldon Sıkma Civatası

Clamping Screw Veldon DIN 1835 B




YP-10

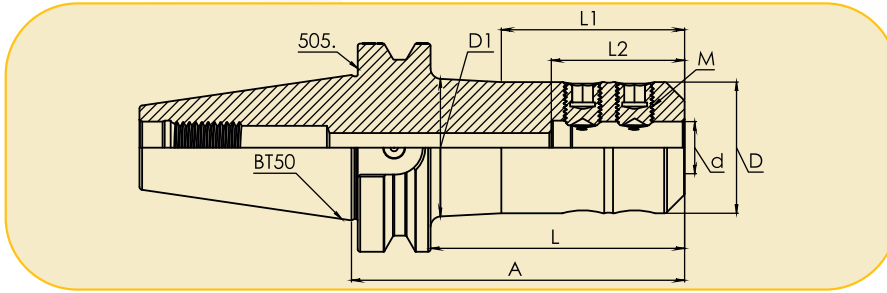
BT50 25 mm Veldon Tutucu 25 mm End Mill Holder



AD - 505



AD/B - 506



MAS 403 BT

Sipariş Kodu Order Code	BT Tipi BT Type	Ölçüler (Dimensions)								Ağırlık Weight (KG)
		d	A	D	D1	L	L1	L2	M	
505.07.25.100	BT50	25	100	63	-	62	-	64	M18x20	4.76
505.07.25.120	BT50	25	120	63	-	82	-	64	M18x20	5.23
505.07.25.130	BT50	25	130	63	-	92	-	64	M18x20	5.47
505.07.25.160	BT50	25	160	63	66.5	122	88	64	M18x20	6.22

JIS B 6339
(MAS 403 BT)

DIN 1835-B

HRC 58±2

$\leq 3\mu\text{m}$

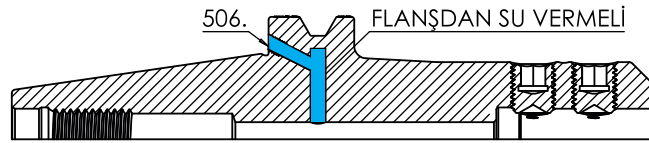
H4

DIN 1835-B

STANDARD
G 2.5
25.000
0.01gmm

CHIP

BT



Sipariş Kodu Order Code	BT Tipi BT Type	Ölçüler (Dimensions)								Ağırlık Weight (KG)
		d	A	D	D1	L	L1	L2	M	
506.07.25.100	BT50	25	100	63	-	62	-	64	M18x20	4.74
506.07.25.120	BT50	25	120	63	-	82	-	64	M18x20	5.21
506.07.25.130	BT50	25	130	63	-	92	-	64	M18x20	5.45
506.07.25.160	BT50	25	160	63	66.5	122	88	64	M18x20	6.20

DIN 1835 B Veldon Sıkma Cıvatası
Clamping Screw Veldon DIN 1835 B

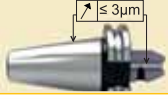
YP-10



JIS B 6339
(MAS 403 BT)

DIN 1835-B

HRC 58±2




(H4)

DIN 1835-B



STANDARD
G 2.5
25.000
mm
1/16 in

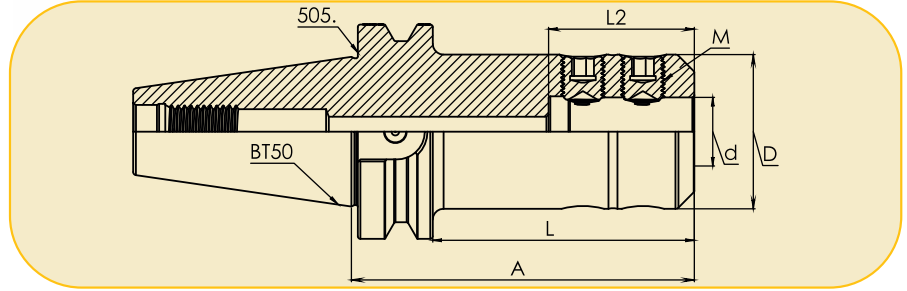
CHIP



AD/B - 506

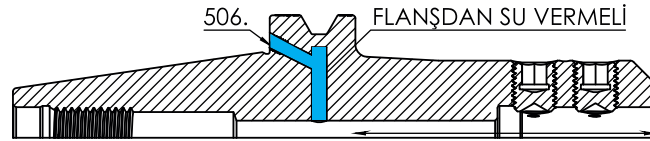


AD - 505



MAS 403 BT

Sipariş Kodu Order Code	BT Tipi BT Type	Ölçüler (Dimensions)						Ağırlık Weight (KG)
		d	A	D	L	L2	M	
505.07.32.105	BT50	32	105	72	67	68	M20x20	5.18
505.07.32.130	BT50	32	130	72	92	68	M20x20	5.96
505.07.32.160	BT50	32	160	72	122	68	M20x20	6.89



Sipariş Kodu Order Code	BT Tipi BT Type	Ölçüler (Dimensions)						Ağırlık Weight (KG)
		d	A	D	L	L2	M	
506.07.32.105	BT50	32	105	72	67	68	M20x20	5.17
506.07.32.130	BT50	32	130	72	92	68	M20x20	5.94
506.07.32.160	BT50	32	160	72	122	68	M20x20	6.87

DIN 1835 B

Veldon Sıkma Civatası
Clamping Screw Veldon DIN 1835 B




YP-10

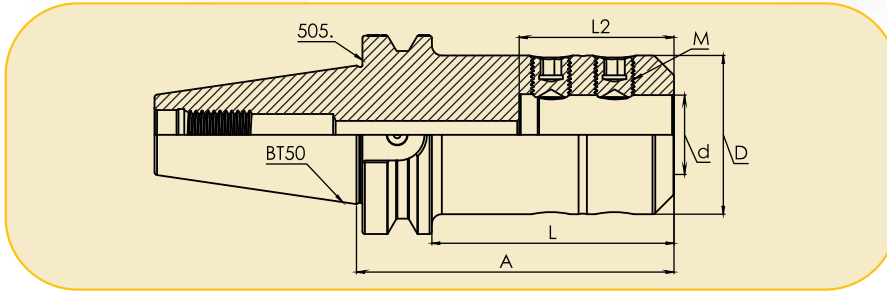
BT50 40 mm Veldon Tutucu 40 mm End Mill Holder



AD - 505

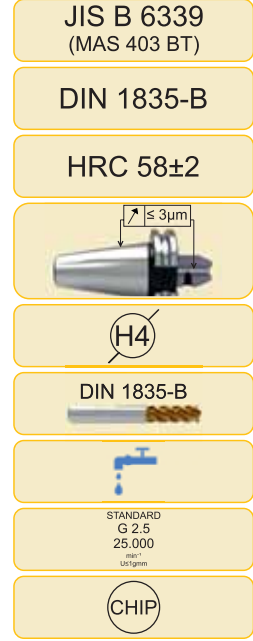


AD/B - 506

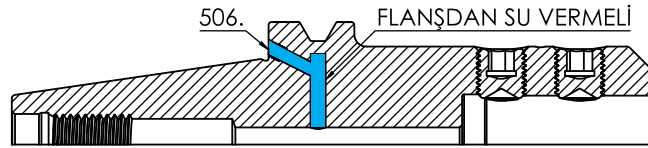


MAS 403 BT

Sipariş Kodu Order Code	BT Tipi BT Type	Ölçüler (Dimensions)						Ağırlık Weight (KG)
		d	A	D	L	L2	M	
505.07.40.110	BT50	40	110	78	72	78	M20x20	5.49
505.07.40.130	BT50	40	130	78	92	78	M20x20	6.27
505.07.40.160	BT50	40	160	78	122	78	M20x20	7.42



BT



Sipariş Kodu Order Code	BT Tipi BT Type	Ölçüler (Dimensions)						Ağırlık Weight (KG)
		d	A	D	L	L2	M	
506.07.40.110	BT50	40	110	78	72	78	M20x20	5.48
506.07.40.130	BT50	40	130	78	92	78	M20x20	6.26
506.07.40.160	BT50	40	160	78	122	78	M20x20	7.40

DIN 1835 B

Veldon Sıkma Civatası
Clamping Screw Veldon DIN 1835 B



YP-10



BT-83

TEKOMA Sipariş Kodu Sistemi

505.11.27.102.S

505 . 11 . 16 . 102 . S
BT50 Merkezden Soğutmalı Vidalı Tutucu Max. takım Tutucu Ekstra
Soğutmalı Bağlama Çapı Uzunluğu Özellik

300 SK30 Merkezden Soğutmalı
304 SK30 Router Tutucusu

400 SK40 Merkezden Soğutmalı
401 SK40 Flanşdan soğutmalı

405 BT40 Merkezden Soğutmalı
406 BT40 Flanşdan soğutmalı
407 BBT40 Alın taşlamalı
408 BBT40 Alın taşlamalı Flanşdan soğutmalı

505 BT50 Merkezden Soğutmalı
506 BT50 Flanşdan soğutmalı

M - Mini kapak
6K - Altı köşe kapak
K - Kanaldan su verme
L - Hafifletilmiş
S - İnce Cidarlı

01 - ER tipi pens başlığı
07 - Veldon tutucu
11 - Vidalı tutucu
17 - Alın kamalı malafa
19 - Kombine malafa
21 - Özel takım Ham bara
22 - Fener mili konik master
27 - Klavuz çekme başlığı
40 - Çektirme civatası

TEKOMA Order Code System

505.11.27.102.S

505 . 11 . 16 . 102 . S
BT50 Central Cooled Milling Cutter Arbors for Screw-on Type Milling Cutters Max. Tool Clamping Diameter Holder Length Extra Feature

300 SK30 Central Cooled
304 SK30 Router Holder

400 SK40 Central Cooled
401 SK40 Flange Coolant Channels

405 BT40 Central Cooled
406 BT40 Flange Coolant Channels
407 BBT40 Face Contact Central Cooled
408 BBT40 Face Contact Flange Coolant Channels

505 BT50 Central Cooled
506 BT50 Flange Coolant Channels

M - Clamping Nut ER Mini
6K - Hexagon Clamping Nuts
K - Coolant Channels
L - Light
S - Slimline Design


01 - ER Type Collet Chucks
07 - End Mill Holder
11 - Milling Cutter Arbors for Screw-on Type Milling Cutters
17 - Shell Mill Holder for Cutters with driving slot
19 - Combi Shell Mill Holder
21 - Boring Bar Blanks For The Production Of Special Tools
22 - Test Arbors
27 - Quick-Change Tapping Chucks Without Length Compensation
40 - Pullstuds

BT50 8 Metrik Vidalı Takım Tutucu

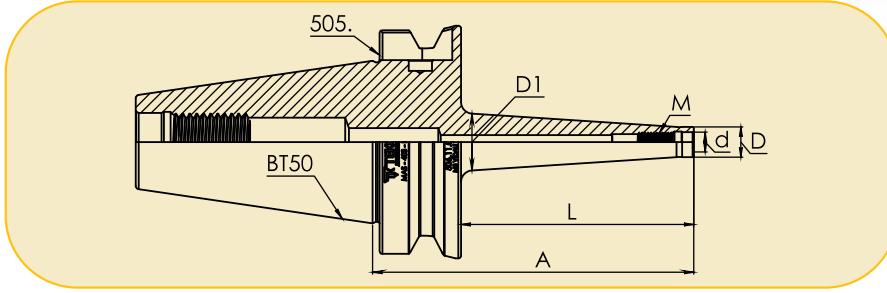
8 Metric Milling Arbors For Screw-in Cutters



AD - 505



AD/B - 506

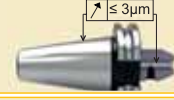


MAS 403 BT

Sipariş Kodu Order Code	BT Tipi BT Type	Ölçüler (Dimensions)						Ağırlık Weight (KG)
		M	A	L	d	D	D1	
505.11.08.88	BT50	M8	88	50	8.5	13	22.5	3.66
505.11.08.138	BT50	M8	138	100	8.5	13	24.5	3.78
505.11.08.188	BT50	M8	188	150	8.5	13	29.5	3.97

JIS B 6339
(MAS 403 BT)

HRC 58±2



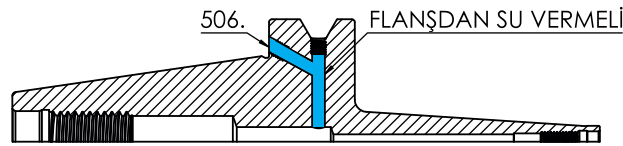
H5



STANDARD
G 2.5
25.000
min⁻¹
US1g/mm

CHIP

BT

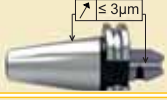


Sipariş Kodu Order Code	BT Tipi BT Type	Ölçüler (Dimensions)						Ağırlık Weight (KG)
		M	A	L	d	D	D1	
506.11.08.88	BT50	M8	88	50	8.5	13	22.5	3.66
506.11.08.138	BT50	M8	138	100	8.5	13	24.5	3.78
506.11.08.188	BT50	M8	188	150	8.5	13	29.5	3.97

BT-85

JIS B 6339
(MAS 403 BT)

HRC 58±2




H5



STANDARD
G 2.5
25.000
min⁻¹
Us/1gmm

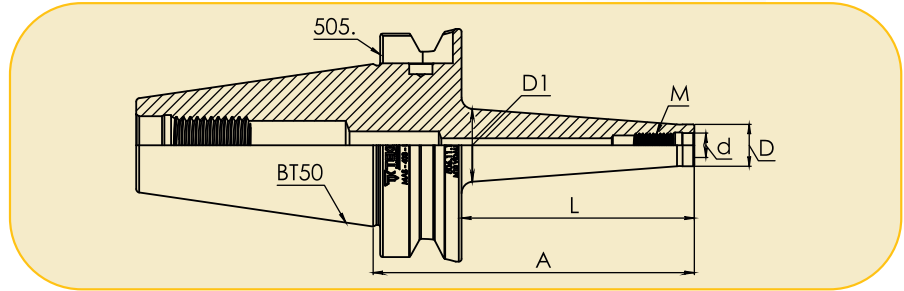
CHIP



AD/B - 506

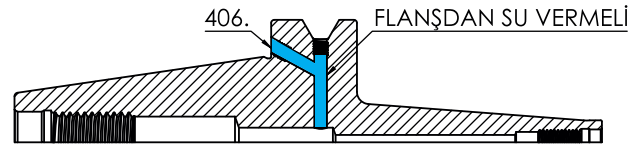


AD - 505



MAS 403 BT

Sipariş Kodu Order Code	BT Tipi BT Type	Ölçüler (Dimensions)						Ağırlık Weight (KG)
		M	A	L	d	D	D1	
505.11.10.88	BT50	M10	88	50	10.5	18	23.5	3.68
505.11.10.138	BT50	M10	138	100	10.5	18	31.5	3.92
505.11.10.188	BT50	M10	188	150	10.5	18	36	4.15



Sipariş Kodu Order Code	BT Tipi BT Type	Ölçüler (Dimensions)						Ağırlık Weight (KG)
		M	A	L	d	D	D1	
506.11.10.88	BT50	M10	88	50	10.5	18	23.5	3.68
506.11.10.138	BT50	M10	138	100	10.5	18	31.5	3.92
506.11.10.188	BT50	M10	188	150	10.5	18	36	4.15

BT50 12 Metrik Vidalı Takım Tutucu




12 Metric Milling Arbors For Screw-in Cutters

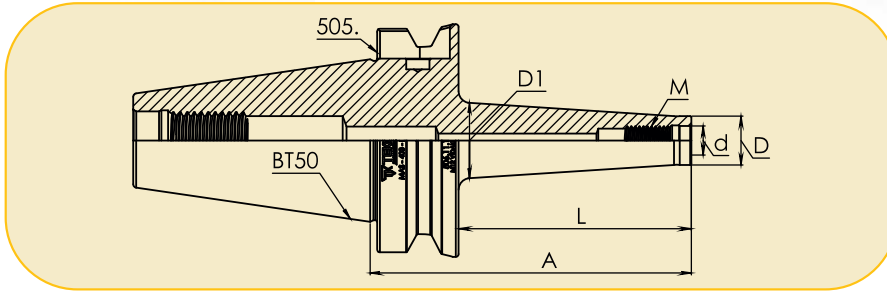
www.tekoma.com.tr



AD - 505



AD/B - 506

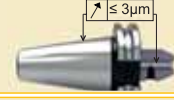


MAS 403 BT

Sipariş Kodu Order Code	BT Tipi BT Type	Ölçüler (Dimensions)						Ağırlık Weight (KG)
		M	A	L	d	D	D1	
505.11.12.88	BT50	M12	88	50	12.5	21	24	3.70
505.11.12.138	BT50	M12	138	100	12.5	21	32.5	3.97
505.11.12.188	BT50	M12	188	150	12.5	21	39.5	4.38

JIS B 6339
(MAS 403 BT)

HRC 58±2



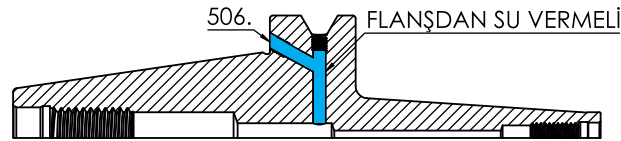
H5



STANDARD
G 2.5
25.000
min⁻¹
US1g/min

CHIP

BT

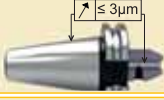


Sipariş Kodu Order Code	BT Tipi BT Type	Ölçüler (Dimensions)						Ağırlık Weight (KG)
		M	A	L	d	D	D1	
506.11.12.88	BT50	M12	88	50	12.5	21	24	3.70
506.11.12.138	BT50	M12	138	100	12.5	21	32.5	3.97
506.11.12.188	BT50	M12	188	150	12.5	21	39.5	4.38

BT-87

JIS B 6339
(MAS 403 BT)

HRC 58±2



H5



STANDARD
G 2.5
25.000
min⁻¹
Us1gmm

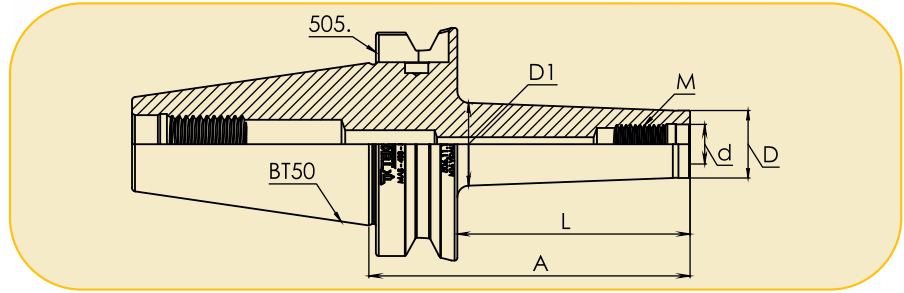
CHIP



AD/B - 506



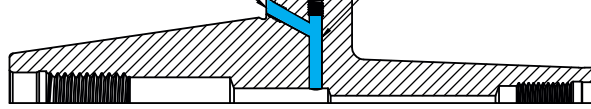
AD - 505



MAS 403 BT

Sipariş Kodu Order Code	BT Tipi BT Type	Ölçüler (Dimensions)						Ağırlık Weight (KG)
		M	A	L	d	D	D1	
505.11.16.88	BT50	M16	88	50	17	29	34	3.82
505.11.16.138	BT50	M16	138	100	17	29	36	4.15
505.11.16.188	BT50	M16	188	150	17	29	42	4.66

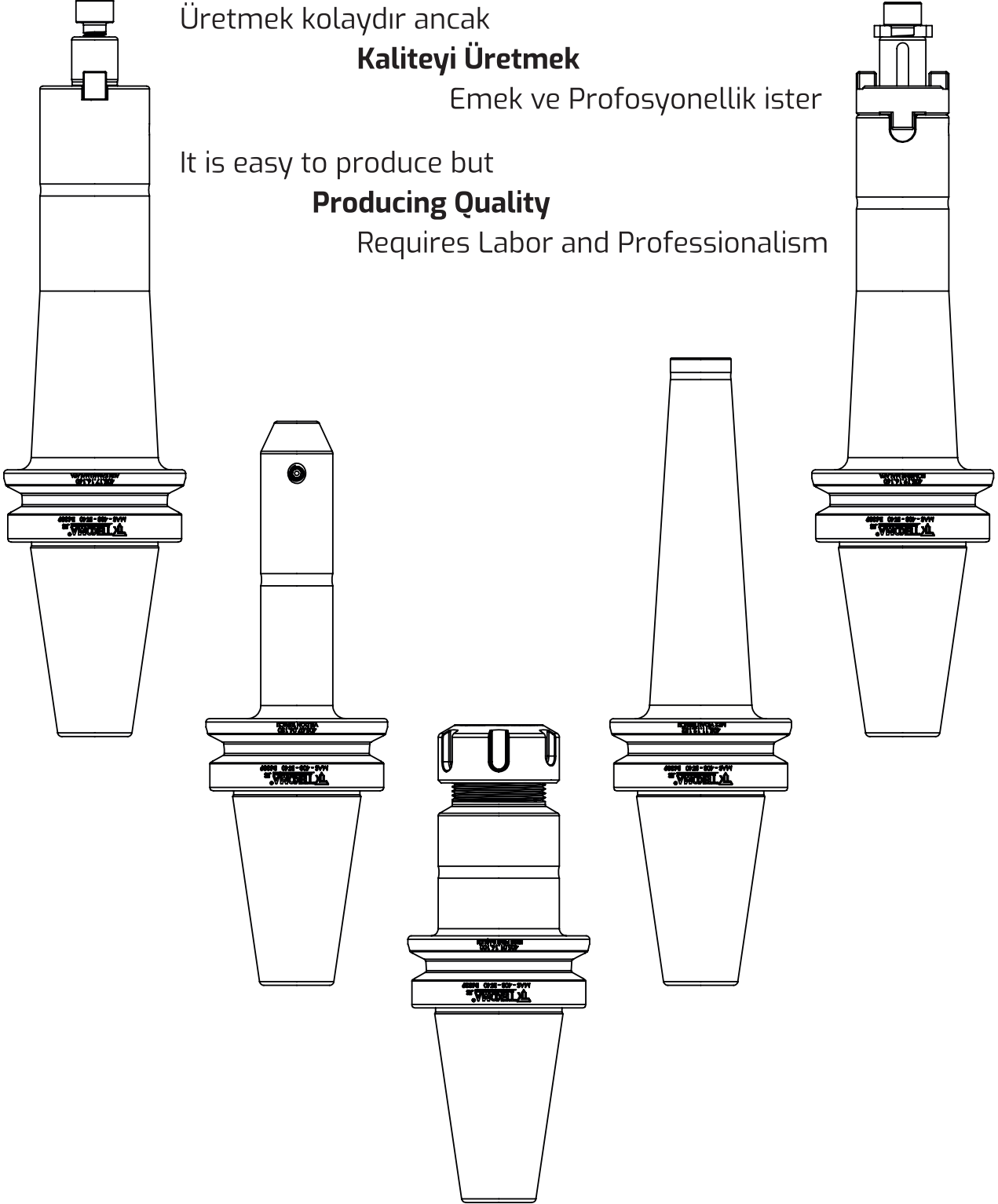
506. FLANŞDAN SU VERMELİ



Sipariş Kodu Order Code	BT Tipi BT Type	Ölçüler (Dimensions)						Ağırlık Weight (KG)
		M	A	L	d	D	D1	
506.11.16.88	BT50	M16	88	50	17	29	34	3.82
506.11.16.138	BT50	M16	138	100	17	29	36	4.15
506.11.16.188	BT50	M16	188	150	17	29	42	4.66

Üretmek kolaydır ancak
Kaliteyi Üretmek
Emek ve Profesyonellik ister

It is easy to produce but
Producing Quality
Requires Labor and Professionalism



TEKOMA Sipariş Kodu Sistemi

505.17.27.100.K

505 . 17 . 27 . 100 . K
BT50 Merkezden Soğutmalı Alın Kamalı Malafa Max. takım bağlama çapı Tutucu Uzunluğu Ekstra Özellik

300 SK30 Merkezden Soğutmalı
304 SK30 Router Tutucusu

400 SK40 Merkezden Soğutmalı
401 SK40 Flanşdan soğutmalı

405 BT40 Merkezden Soğutmalı
406 BT40 Flanşdan soğutmalı
407 BBT40 Alın taşlamalı
408 BBT40 Alın taşlamalı Flanşdan soğutmalı

505 BT50 Merkezden Soğutmalı
506 BT50 Flanşdan soğutmalı

M - Mini kapak
6K - Altı köşe kapak
K - Kanaldan su verme
L - Hafifletilmiş
S - İnce Cidarlı

01 - ER tipi pens başlığı
07 - Veldon tutucu
11 - Vidalı tutucu
17 - Alın kamalı malafa
19 - Kombine malafa
21 - Özel takım Ham bara
22 - Fener mili konik master
27 - Klavuz çekme başlığı
40 - Çektirme civatası

TEKOMA Order Code System

505.17.27.100.K

505 . 17 . 27 . 100 . K
BT50 Central Cooled Shell Mill Holder for Cutters with driving slot Max. Tool Clamping Diameter Holder Length Extra Feature

300 SK30 Central Cooled
304 SK30 Router Holder

400 SK40 Central Cooled
401 SK40 Flange Coolant Channels

405 BT40 Central Cooled
406 BT40 Flange Coolant Channels
407 BBT40 Face Contact Central Cooled
408 BBT40 Face Contact Flange Coolant Channels

505 BT50 Central Cooled
506 BT50 Flange Coolant Channels

M - Clamping Nut ER Mini
6K - Hexagon Clamping Nuts
K - Coolant Channels
L - Light
S - Slimline Design

01 - ER Type Collet Chucks
07 - End Mill Holder
11 - Milling Cutter Arbors for Screw-on Type Milling Cutters
17 - Shell Mill Holder for Cutters with driving slot
19 - Combi Shell Mill Holder
21 - Boring Bar Blanks For The Production Of Special Tools
22 - Test Arbors
27- Quick-Change Tapping Chucks Without Length Compensation
40- Pullstuds


BT50 16 mm Alın Kamalı Malafa

16 mm Shell Mill Holder
For Cutters With Driving Slot

TR **TEKOMA**[®]
HASSAS TUTUCU TAKIMLARI
www.tekoma.com.tr



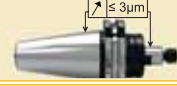
AD - 505



AD/B - 506

JIS B 6339
(MAS 403 BT)

HRC 58±2

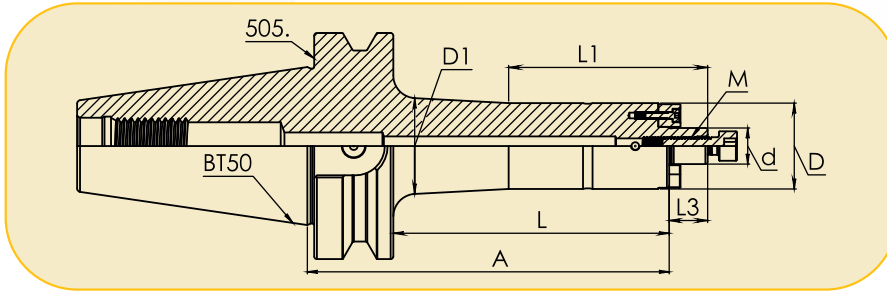


h6



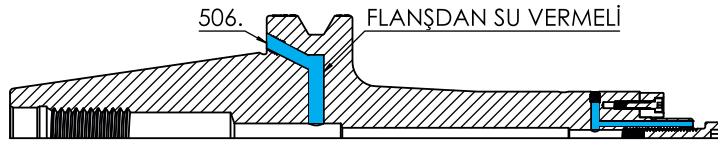
STANDARD
G 2.5
25.000
min⁻¹
Us1gmm

CHIP



MAS 403 BT

Sipariş Kodu Order Code	BT Tipi BT Type	Ölçüler (Dimensions)								Ağırlık Weight (KG)
		d	A	D	D1	L	L1	L3	M	
505.17.16.50	BT50	16	50	38	-	12	-	17	M8x25	3.80
505.17.16.100	BT50	16	100	38	-	62	-	17	M8x25	4.25
505.17.16.130	BT50	16	130	38	-	92	-	17	M8x25	4.53
505.17.16.160	BT50	16	160	38	42.5	122	88	17	M8x25	4.86
505.17.16.200	BT50	16	200	38	43	162	120	17	M8x25	5.27



Sipariş Kodu Order Code	BT Tipi BT Type	Ölçüler (Dimensions)								Ağırlık Weight (KG)
		d	A	D	D1	L	L1	L3	M	
506.17.16.50	BT50	16	50	38	-	12	-	17	M8x25	3.75
506.17.16.100	BT50	16	100	38	-	62	-	17	M8x25	4.17
506.17.16.130	BT50	16	130	38	-	92	-	17	M8x25	4.44
506.17.16.160	BT50	16	160	38	42.5	122	88	17	M8x25	4.76
506.17.16.200	BT50	16	200	38	43	162	120	17	M8x25	5.26



Vidalı Kama
Drive Key

YP-9



Vida
Drawn in Bolt

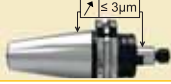
YP-9

BT-90

BT

JIS B 6339
(MAS 403 BT)

HRC 58±2



h6



STANDARD
G 2.5
25.000
min⁻¹
Us1gmm

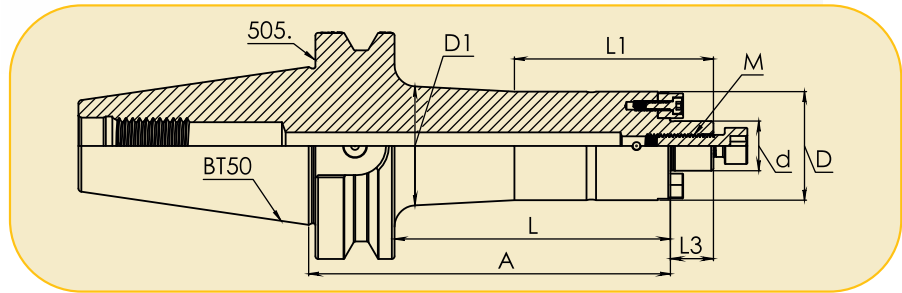
CHIP



AD/B - 506

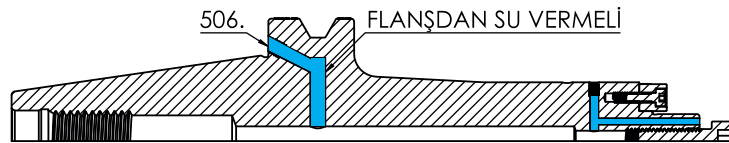


AD - 505



MAS 403 BT

Sipariş Kodu Order Code	BT Tipi BT Type	Ölçüler (Dimensions)								Ağırlık Weight (KG)
		d	A	D	D1	L	L1	L3	M	
505.17.22.55	BT50	22	55	48	-	17	-	19	M10x30	3.98
505.17.22.100	BT50	22	100	48	-	62	-	19	M10x30	4.61
505.17.22.130	BT50	22	130	48	-	92	-	19	M10x30	5.06
505.17.22.160	BT50	22	160	48	53	122	88	19	M10x30	5.57



Sipariş Kodu Order Code	BT Tipi BT Type	Ölçüler (Dimensions)								Ağırlık Weight (KG)
		d	A	D	D1	L	L1	L3	M	
506.17.22.55	BT50	22	55	48	-	17	-	19	M10x30	3.90
506.17.22.100	BT50	22	100	48	-	62	-	19	M10x30	4.49
506.17.22.130	BT50	22	130	48	-	92	-	19	M10x30	4.91
506.17.22.160	BT50	22	160	48	53	122	88	19	M10x30	5.39



Vidalı Kama
Drive Key

YP-9



Vida
Drawn in Bolt

YP-9

BT50 22 mm Alın Kamalı Malafa

22 mm Shell Mill Holder
For Cutters With Driving Slot

TR **TEKOMA**[®]
HASSAS TUTUCU TAKIMLARI
www.tekoma.com.tr



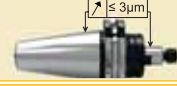
AD - 505



AD/B - 506

JIS B 6339
(MAS 403 BT)

HRC 58±2

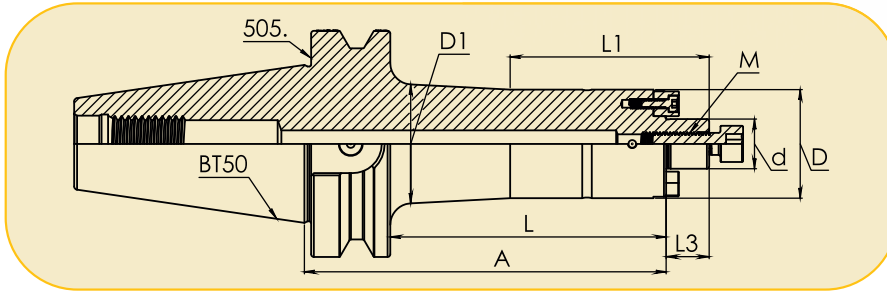


h6



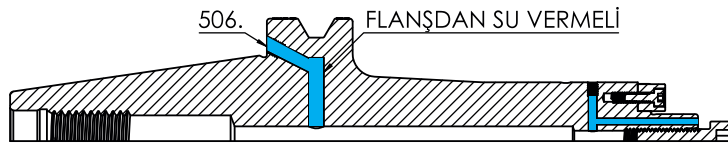
STANDARD
G 2.5
25.000
min⁻¹
Us1gmm

CHIP



MAS 403 BT

Sipariş Kodu Order Code	BT Tipi BT Type	Ölçüler (Dimensions)								Ağırlık Weight (KG)
		d	A	D	D1	L	L1	L3	M	
505.17.22.200	BT50	22	200	48	53	162	120	19	M10x30	6.20
505.17.22.250	BT50	22	250	48	55.5	212	120	19	M10x30	6.82
505.17.22.300	BT50	22	300	48	58	262	120	19	M10x30	7.74
505.17.22.350	BT50	22	350	48	60.5	315	120	19	M10x30	8.74



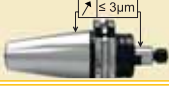
Sipariş Kodu Order Code	BT Tipi BT Type	Ölçüler (Dimensions)								Ağırlık Weight (KG)
		d	A	D	D1	L	L1	L3	M	
506.17.22.200	BT50	22	200	48	53	162	120	19	M10x30	6.19
506.17.22.250	BT50	22	250	48	55.5	212	120	19	M10x30	6.82
506.17.22.300	BT50	22	300	48	58	262	120	19	M10x30	7.74
506.17.22.350	BT50	22	350	48	60.5	315	120	19	M10x30	8.74



BT

JIS B 6339
(MAS 403 BT)

HRC 58±2




h6



STANDARD
G 2.5
25.000
min⁻¹
Us1gmm

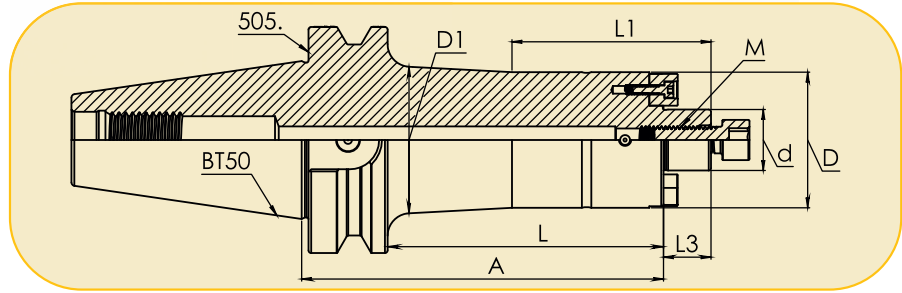
CHIP



AD/B - 506



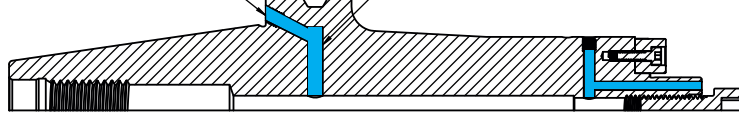
AD - 505



MAS 403 BT

Sipariş Kodu Order Code	BT Tipi BT Type	Ölçüler (Dimensions)								Ağırlık Weight (KG)
		d	A	D	D1	L	L1	L3	M	
505.17.27.55	BT50	27	55	60	-	17	-	21	M12x30	4.17
505.17.27.100	BT50	27	100	60	-	62	-	21	M12x30	5.17
505.17.27.130	BT50	27	130	60	-	92	-	21	M12x30	5.85
505.17.27.160	BT50	27	160	60	65	122	88	21	M12x30	6.63

506. FLANŞDAN SU VERMELİ




Sipariş Kodu Order Code	BT Tipi BT Type	Ölçüler (Dimensions)								Ağırlık Weight (KG)
		d	A	D	D1	L	L1	L3	M	
506.17.27.55	BT50	27	55	60	-	17	-	21	M12x30	4.09
506.17.27.100	BT50	27	100	60	-	62	-	21	M12x30	5.04
506.17.27.130	BT50	27	130	60	-	92	-	21	M12x30	5.70
506.17.27.160	BT50	27	160	60	65	122	88	21	M12x30	6.45



Vidalı Kama
Drive Key

YP-9



Vida
Drawn in Bolt

YP-9


BT50 27 mm Alın Kamalı Malafa

27 mm Shell Mill Holder
For Cutters With Driving Slot

TR **TEKOMA**[®]
HASSAS TUTUCU TAKIMLARI
www.tekoma.com.tr



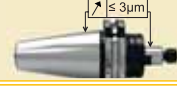
AD - 505



AD/B - 506

JIS B 6339
(MAS 403 BT)

HRC 58±2

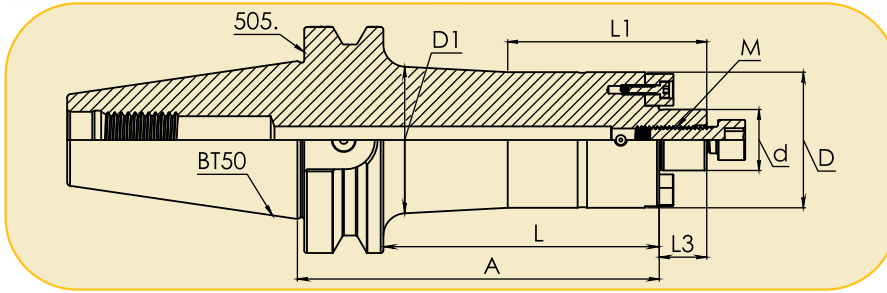


h6



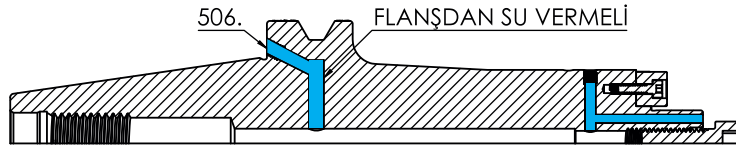
STANDARD
G 2.5
25.000
min¹
Us1gmm

CHIP



MAS 403 BT

Sipariş Kodu Order Code	BT Tipi BT Type	Ölçüler (Dimensions)								Ağırlık Weight (KG)
		d	A	D	D1	L	L1	L3	M	
505.17.27.200	BT50	27	200	60	66.5	162	120	21	M12x30	7.60
505.17.27.250	BT50	27	250	60	68	212	120	21	M12x30	8.57
505.17.27.300	BT50	27	300	60	70.5	262	120	21	M12x30	9.97
505.17.27.350	BT50	27	350	60	73	312	120	21	M12x30	11.44



Sipariş Kodu Order Code	BT Tipi BT Type	Ölçüler (Dimensions)								Ağırlık Weight (KG)
		d	A	D	D1	L	L1	L3	M	
506.17.27.200	BT50	27	200	60	66.5	162	120	21	M12x30	7.59
506.17.27.250	BT50	27	250	60	68	212	120	21	M12x30	8.57
506.17.27.300	BT50	27	300	60	70.5	262	120	21	M12x30	9.97
506.17.27.350	BT50	27	350	60	73	312	120	21	M12x30	11.44



Vidalı Kama
Drive Key

YP-9



Vida
Drawn in Bolt

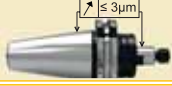
YP-9

BT-94

BT

JIS B 6339
(MAS 403 BT)

HRC 58±2




h6



STANDARD
G 2.5
25.000
min⁻¹
Uz1gmm

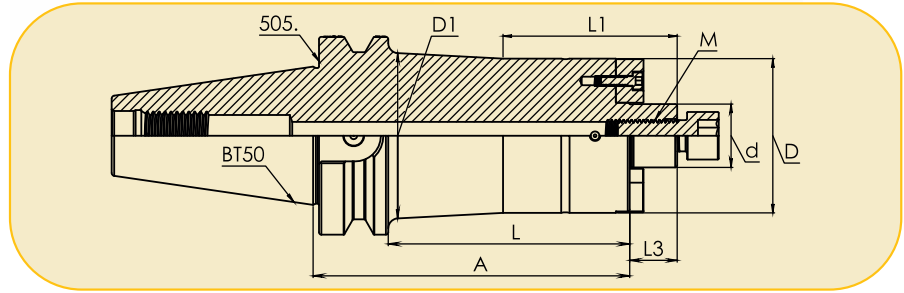
CHIP



AD/B - 506

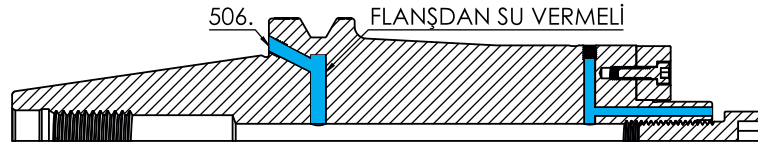


AD - 505




MAS 403 BT

Sipariş Kodu Order Code	BT Tipi BT Type	Ölçüler (Dimensions)								Ağırlık Weight (KG)
		d	A	D	D1	L	L1	L3	M	
505.17.32.55	BT50	32	55	78	-	17	-	24	M16x35	4.52
505.17.32.100	BT50	32	100	78	-	62	-	24	M16x35	6.20
505.17.32.130	BT50	32	130	78	-	92	-	24	M16x35	7.32
505.17.32.160	BT50	32	160	78	84	122	88	24	M16x35	8.61



Sipariş Kodu Order Code	BT Tipi BT Type	Ölçüler (Dimensions)								Ağırlık Weight (KG)
		d	A	D	D1	L	L1	L3	M	
506.17.32.55	BT50	32	55	32	-	17	-	24	M16x35	4.44
506.17.32.100	BT50	32	100	32	-	62	-	24	M16x35	6.07
506.17.32.130	BT50	32	130	32	-	92	-	24	M16x35	7.16
506.17.32.160	BT50	32	160	32	84	122	88	24	M16x35	8.42




BT50 32 mm Alın Kamalı Malafa

32 mm Shell Mill Holder
For Cutters With Driving Slot

TR **TEKOMA**[®]
HASSAS TUTUCU TAKIMLARI
www.tekoma.com.tr



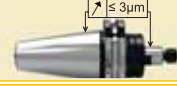
AD - 505



AD/B - 506

JIS B 6339
(MAS 403 BT)

HRC 58±2

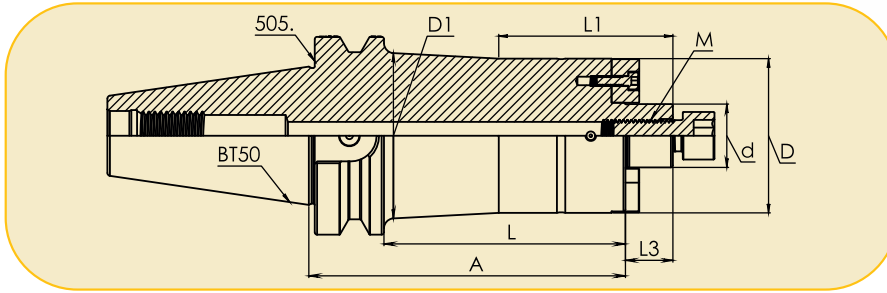


h6



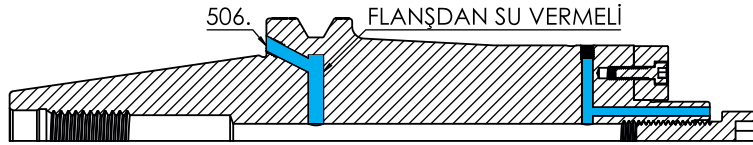
STANDARD
G 2.5
25.000
min⁻¹
Us1gmm

CHIP



MAS 403 BT

Sipariş Kodu Order Code	BT Tipi BT Type	Ölçüler (Dimensions)								Ağırlık Weight (KG)
		d	A	D	D1	L	L1	L3	M	
505.17.32.200	BT50	32	200	78	84.5	162	120	24	M16x35	10.15
505.17.32.250	BT50	32	250	78	85.5	212	120	24	M16x35	11.89
505.17.32.300	BT50	32	300	78	86.5	262	120	24	M16x35	13.97
505.17.32.350	BT50	32	350	78	88.5	312	120	24	M16x35	16.20



Sipariş Kodu Order Code	BT Tipi BT Type	Ölçüler (Dimensions)								Ağırlık Weight (KG)
		d	A	D	D1	L	L1	L3	M	
506.17.32.200	BT50	32	200	78	84.5	162	120	24	M16x35	10.14
506.17.32.250	BT50	32	250	78	85.5	212	120	24	M16x35	11.89
506.17.32.300	BT50	32	300	78	86.5	262	120	24	M16x35	13.97
506.17.32.350	BT50	32	350	78	88.5	312	120	24	M16x35	16.20

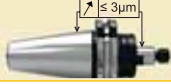


BT-96

BT

JIS B 6339
(MAS 403 BT)

HRC 58±2




h6



STANDARD
G 2.5
25.000
min⁻¹
Us1gmm

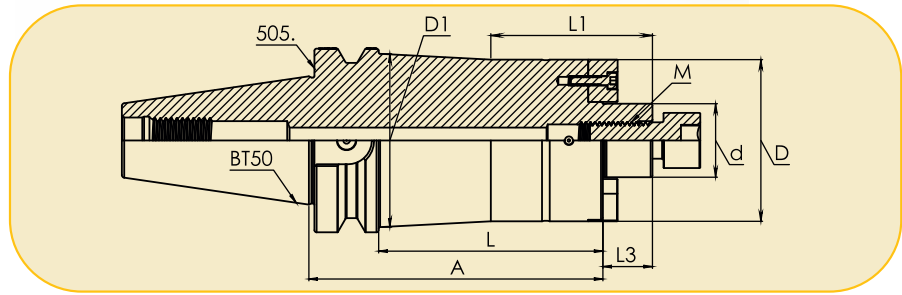
CHIP



AD/B - 506

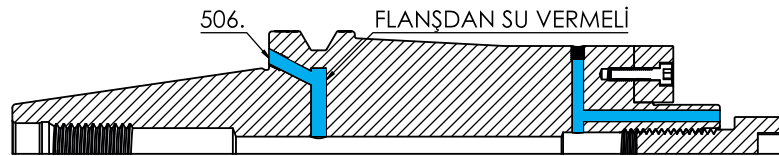


AD - 505




MAS 403 BT

Sipariş Kodu Order Code	BT Tipi BT Type	Ölçüler (Dimensions)								Ağırlık Weight (KG)
		d	A	D	D1	L	L1	L3	M	
505.17.40.55	BT50	40	55	88	-	17	-	27	M20x40	4.78
505.17.40.100	BT50	40	100	88	-	62	-	27	M20x40	6.91
505.17.40.130	BT50	40	130	88	-	92	-	27	M20x40	8.33
505.17.40.160	BT50	40	160	88	94.5	122	88	27	M20x40	9.97
505.17.40.200	BT50	40	200	88	95.5	162	120	27	M20x40	11.93

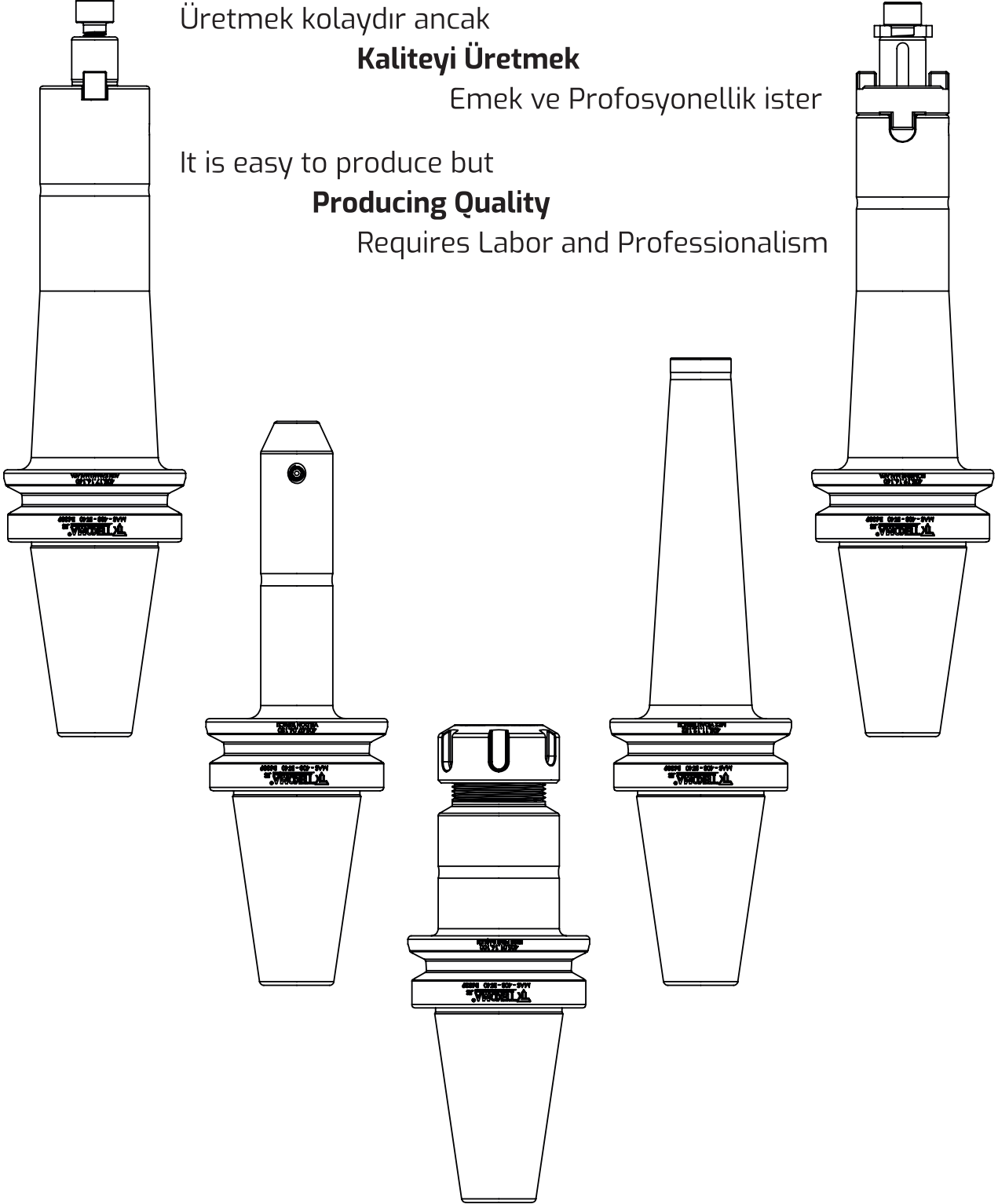


Sipariş Kodu Order Code	BT Tipi BT Type	Ölçüler (Dimensions)								Ağırlık Weight (KG)
		d	A	D	D1	L	L1	L3	M	
506.17.40.55	BT50	40	55	88	-	17	-	27	M20x40	4.68
506.17.40.100	BT50	40	100	88	-	62	-	27	M20x40	6.77
506.17.40.130	BT50	40	130	88	-	92	-	27	M20x40	8.17
506.17.40.160	BT50	40	160	88	94.5	122	88	27	M20x40	9.78
506.17.40.200	BT50	40	200	88	95.5	162	120	27	M20x40	11.92



Üretmek kolaydır ancak
Kaliteyi Üretmek
Emek ve Profesyonellik ister

It is easy to produce but
Producing Quality
Requires Labor and Professionalism




Soğutma Sıvısı Yoktur

No Coolant




İçten soğutmalı kesici takımlar için
tutucunun en uç kısmında yer alan soğutma delikleri

With coolant exit bores on the end f
ace for milling cutters with central cooling



Soğutma verme için
alın yüzeyinde gerektiğinde kapatılabilen kanallar

Coolant channels
on the collar which can be sealed again



BT50 16 mm Su Kanallı Alın Kamalı Malafa

16 mm Shell Mill Holder For Cutters With Driving Slot With Coolant Channel

TR **TEKOMA**[®]
HASSAS TUTUCU TAKIMLARI
www.tekoma.com.tr



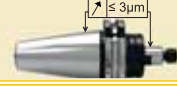
AD - 505



AD - 505

JIS B 6339
(MAS 403 BT)

HRC 58±2

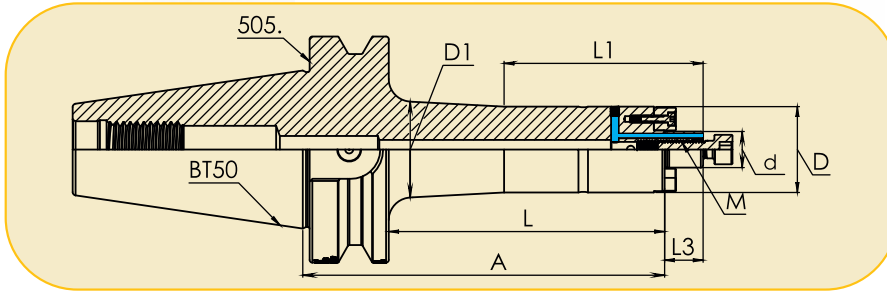


h6



STANDARD
G 2.5
25.000
min¹
Us1gmm

CHIP




MAS 403 BT

Sipariş Kodu Order Code	BT Tipi BT Type	Ölçüler (Dimensions)								Ağırlık Weight (KG)
		d	A	D	D1	L	L1	L3	M	
505.17.16.50.K	BT50	16	50	38	-	12	-	17	M8x25	3.80
505.17.16.100.K	BT50	16	100	38	-	62	-	17	M8x25	4.25
505.17.16.130.K	BT50	16	130	38	-	92	-	17	M8x25	4.53
505.17.16.160.K	BT50	16	160	38	42.5	122	88	17	M8x25	4.86
505.17.16.200.K	BT50	16	200	38	43	162	120	17	M8x25	5.27



Vidalı Kama
Drive Key

YP-9



Vida
Drawn in Bolt

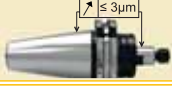
YP-9

BT-99

BT

JIS B 6339
(MAS 403 BT)

HRC 58±2



h6



STANDARD
G 2.5
25.000
min⁻¹
Us1gmm

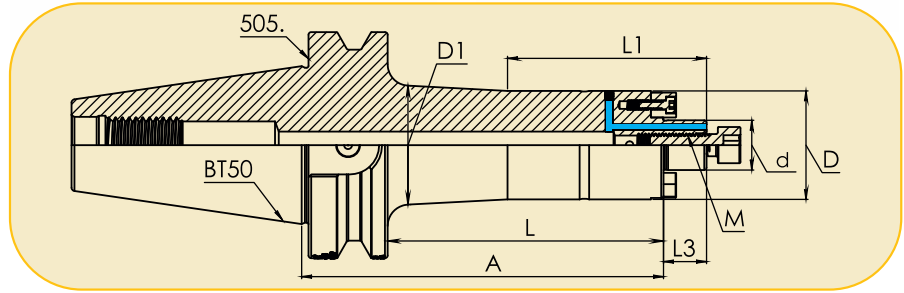
CHIP



AD - 505



AD - 505



MAS 403 BT

Sipariş Kodu Order Code	BT Tipi BT Type	Ölçüler (Dimensions)								Ağırlık Weight (KG)
		d	A	D	D1	L	L1	L3	M	
505.17.22.55.K	BT50	22	55	48	-	17	-	19	M10x30	3.98
505.17.22.100.K	BT50	22	100	48	-	62	-	19	M10x30	4.61
505.17.22.130.K	BT50	22	130	48	-	92	-	19	M10x30	5.06
505.17.22.160.K	BT50	22	160	48	53	122	88	19	M10x30	5.57
505.17.22.200.K	BT50	22	200	48	53	162	120	19	M10x30	6.20
505.17.22.250.K	BT50	22	250	48	55.5	212	120	19	M10x30	6.82
505.17.22.300.K	BT50	22	300	48	58	262	120	19	M10x30	7.74
505.17.22.350.K	BT50	22	350	48	60.5	315	120	19	M10x30	8.74



Vidalı Kama
Drive Key

YP-9



Vida
Drawn in Bolt

YP-9


BT50 27 mm Su Kanallı Alın Kamalı Malafa

27 mm Shell Mill Holder For Cutters
With Driving Slot With Coolant Channel

TR **TEKOMA**[®]
HASSAS TUTUCU TAKIMLARI
www.tekoma.com.tr



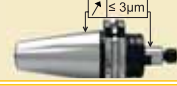
AD - 505



AD - 505

JIS B 6339
(MAS 403 BT)

HRC 58±2

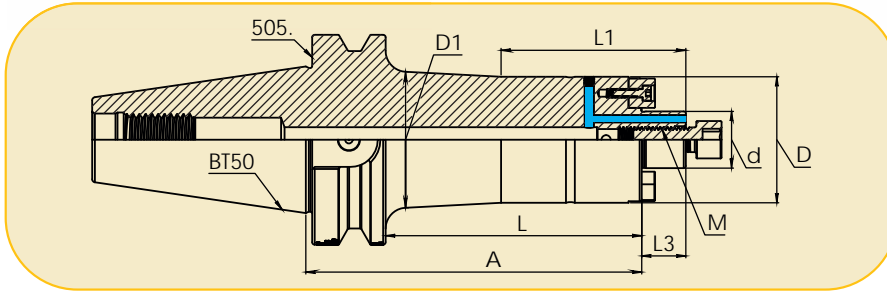


h6



STANDARD
G 2.5
25.000
min¹
Us1gmm

CHIP




MAS 403 BT

Sipariş Kodu Order Code	BT Tipi BT Type	Ölçüler (Dimensions)								Ağırlık Weight (KG)
		d	A	D	D1	L	L1	L3	M	
505.17.27.55.K	BT50	27	55	60	-	17	-	21	M12x30	4,17
505.17.27.100.K	BT50	27	100	60	-	62	-	21	M12x30	5,17
505.17.27.130.K	BT50	27	130	60	-	92	-	21	M12x30	5,85
505.17.27.160.K	BT50	27	160	60	65	122	88	21	M12x30	6,63
505.17.27.200.K	BT50	27	200	60	65.5	162	120	21	M12x30	7,60
505.17.27.250.K	BT50	27	250	60	68	212	120	21	M12x30	8,57
505.17.27.300.K	BT50	27	300	60	70.5	262	120	21	M12x30	9,97
505.17.27.350.K	BT50	27	350	60	73	312	120	21	M12x30	11,44



Vidalı Kama
Drive Key

YP-9



Vida
Drawn in Bolt

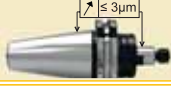
YP-9

BT-101

BT

JIS B 6339
(MAS 403 BT)

HRC 58±2




h6



STANDARD
G 2.5
25.000
min⁻¹
Ust1gmm

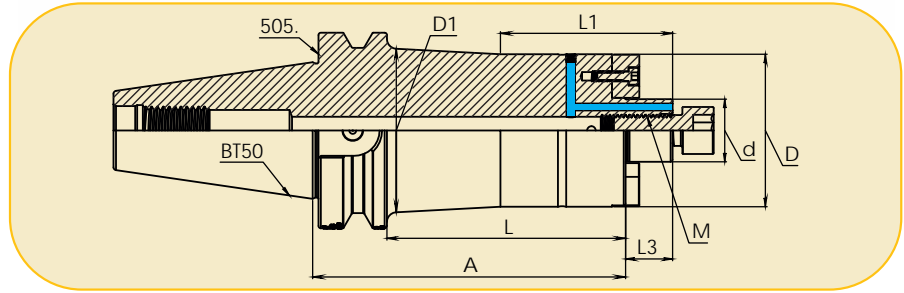
CHIP



AD - 505



AD - 505



MAS 403 BT

Sipariş Kodu Order Code	BT Tipi BT Type	Ölçüler (Dimensions)								Ağırlık Weight (KG)
		d	A	D	D1	L	L1	L3	M	
505.17.32.55.K	BT50	32	55	78	-	17	-	24	M16x35	4.52
505.17.32.100.K	BT50	32	100	78	-	62	-	24	M16x35	6.20
505.17.32.130.K	BT50	32	130	78	-	92	-	24	M16x35	7.32
505.17.32.160.K	BT50	32	160	78	84	122	88	24	M16x35	8.61
505.17.32.200.K	BT50	32	200	78	84.5	162	120	24	M16x35	10.15
505.17.32.250.K	BT50	32	250	78	85.5	212	120	24	M16x35	11.89
505.17.32.300.K	BT50	32	300	78	86.5	262	120	24	M16x35	13.97
505.17.32.350.K	BT50	32	350	78	88.5	312	120	24	M16x35	16.20



Vidalı Kama
Drive Key

YP-9



Vida
Drawn in Bolt

YP-9


BT50 40 mm Su Kanallı Alın Kamalı Malafa

40 mm Shell Mill Holder For Cutters With Driving Slot With Coolant Channel

TR **TEKOMA**[®]
HASSAS TUTUCU TAKIMLARI
www.tekoma.com.tr



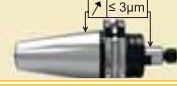
AD - 505



AD - 505

JIS B 6339
(MAS 403 BT)

HRC 58±2

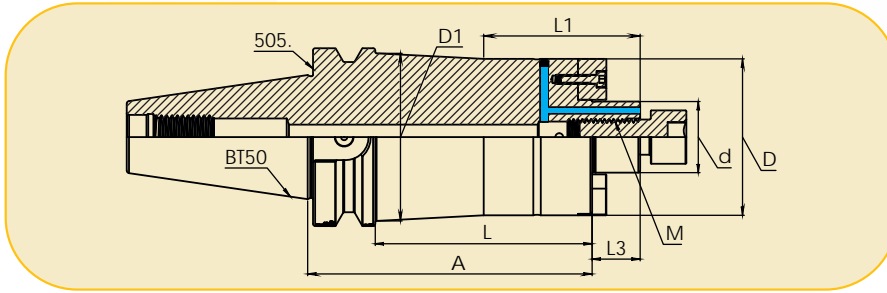


h6



STANDARD
G 2.5
25.000
min⁻¹
Us1gmm

CHIP




MAS 403 BT

Sipariş Kodu Order Code	BT Tipi BT Type	Ölçüler (Dimensions)								Ağırlık Weight (KG)
		d	A	D	D1	L	L1	L3	M	
505.17.40.55.K	BT50	27	55	88	-	17	-	27	M20x40	4.78
505.17.40.100.K	BT50	27	100	88	-	62	-	27	M20x40	6.91
505.17.40.130.K	BT50	27	130	88	-	92	-	27	M20x40	8.33
505.17.40.160.K	BT50	27	160	88	94.5	122	88	27	M20x40	9.97
505.17.40.200.K	BT50	27	200	88	95.5	162	120	27	M20x40	11.93



Vidalı Kama
Drive Key

YP-9



Vida
Drawn in Bolt

YP-9

BT-103

BT

TEKOMA Sipariş Kodu Sistemi

505.19.32.100.K

505 . 19 . 32 . 100 . K
BT50 Merkezden Soğutmalı . Kombine Malafa . Max. takım bağlama çapı . Tutucu Uzunluğu . Ekstra Özellik

300 SK30 Merkezden Soğutmalı
304 SK30 Router Tutucusu

400 SK40 Merkezden Soğutmalı
401 SK40 Flanşdan soğutmalı

405 BT40 Merkezden Soğutmalı
406 BT40 Flanşdan soğutmalı
407 BBT40 Alın taşlamalı
408 BBT40 Alın taşlamalı Flanşdan soğutmalı

505 BT50 Merkezden Soğutmalı
506 BT50 Flanşdan soğutmalı

M - Mini kapak
6K - Altı köşe kapak
K - Kanaldan su verme
L - Hafifletilmiş
S - İnce Cidarlı

01 - ER tipi pens başlığı
07 - Veldon tutucu
11 - Vidalı tutucu
17 - Alın kamalı malafa
19 - Kombine malafa
21 - Özel takım Ham bara
22 - Fener mili konik master
27 - Klavuz çekme başlığı
40 - Çektirme civatası

TEKOMA Order Code System

505.19.32.100.K

505 . 19 . 32 . 100 . K
BT50 Central Cooled . Combi Shell Mill Holder . Max. Tool Clamping Diameter . Holder Length . Extra Feature

300 SK30 Central Cooled
304 SK30 Router Holder

400 SK40 Central Cooled
401 SK40 Flange Coolant Channels

405 BT40 Central Cooled
406 BT40 Flange Coolant Channels
407 BBT40 Face Contact Central Cooled
408 BBT40 Face Contact Flange Coolant Channels

505 BT50 Central Cooled
506 BT50 Flange Coolant Channels

M - Clamping Nut ER Mini
6K - Hexagon Clamping Nuts
K - Coolant Channels
L - Light
S - Slimline Design


01 - ER Type Collet Chucks
07 - End Mill Holder
11 - Milling Cutter Arbors for Screw-on Type Milling Cutters
17 - Shell Mill Holder for Cutters with driving slot
19 - Combi Shell Mill Holder
21 - Boring Bar Blanks For The Production Of Special Tools
22 - Test Arbors
27- Quick-Change Tapping Chucks Without Length Compensation
40- Pullstuds

BT50 16 mm Kombine Malafa 16 mm Combi Shell Mill Holder

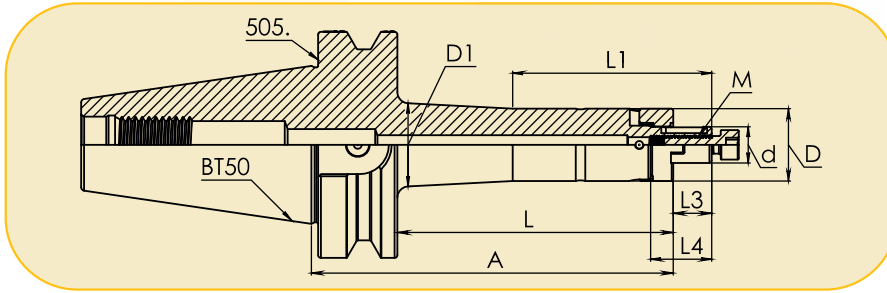
TR TEKOMA®
HASSAS TUTUCU TAKIMLARI
www.tekoma.com.tr



AD - 505



AD/B - 506

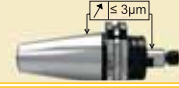


MAS 403 BT

Sipariş Kodu Order Code	BT Tipi BT Type	Ölçüler (Dimensions)									Ağırlık Weight (KG)
		d	A	D	D1	L	L1	L3	L4	M	
505.19.16.70	BT50	16	70	32	-	32	-	17	27	M8x25	3.85
505.19.16.100	BT50	16	100	32	-	62	-	17	27	M8x25	4.03
505.19.16.130	BT50	16	130	32	-	92	-	17	27	M8x25	4.20
505.19.16.160	BT50	16	160	32	37	122	88	17	27	M8x25	4.43
505.19.16.200	BT50	16	200	32	38	162	120	17	27	M8x25	4.67

JIS B 6339
(MAS 403 BT)

HRC 58±2



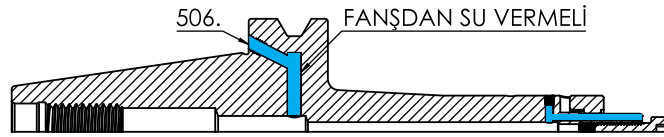
h6



STANDARD
G 2.5
25.000
min⁻¹
US19mm

CHIP

BT



Sipariş Kodu Order Code	BT Tipi BT Type	Ölçüler (Dimensions)									Ağırlık Weight (KG)
		d	A	D	D1	L	L1	L3	L4	M	
506.19.16.70	BT50	16	70	32	-	32	-	17	27	M8x25	3.83
506.19.16.100	BT50	16	100	32	-	62	-	17	27	M8x25	4.01
506.19.16.130	BT50	16	130	32	-	92	-	17	27	M8x25	4.18
506.19.16.160	BT50	16	160	32	37	122	88	17	27	M8x25	4.42
506.19.16.200	BT50	16	200	32	38	162	120	17	27	M8x25	4.67

DIN 6366



YP-10

Tırnaklı Pul
Clutch Drive Rings
To DIN 6366

DIN 6885



YP-10

Kama
Feather Key



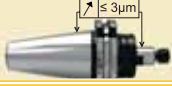
YP-9

Vida
Drawn in Bolt

BT-105

JIS B 6339
(MAS 403 BT)

HRC 58±2




h6



STANDARD
G 2.5
25.000
min⁻¹
Us1gmm

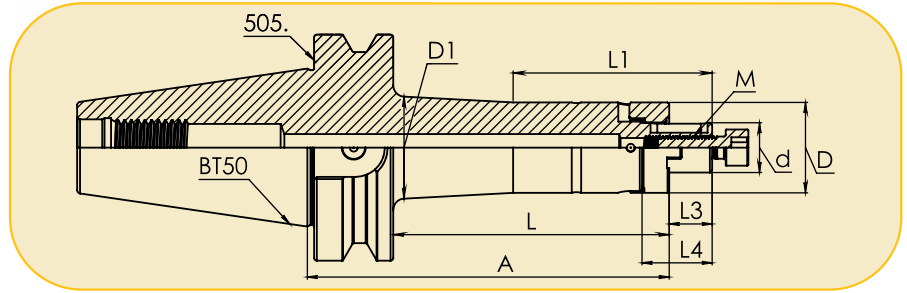
CHIP



AD/B - 506

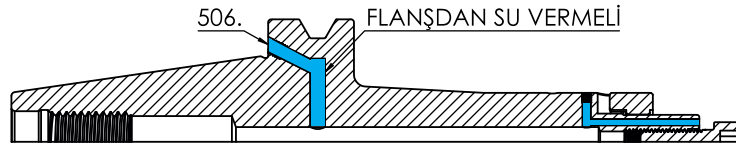


AD - 505



MAS 403 BT

Sipariş Kodu Order Code	BT Tipi BT Type	Ölçüler (Dimensions)									Ağırlık Weight (KG)
		d	A	D	D1	L	L1	L3	L4	M	
505.19.22.70	BT50	22	70	40	-	32	-	19	31	M10x30	3.97
505.19.22.100	BT50	22	100	40	-	62	-	19	31	M10x30	4.23
505.19.22.130	BT50	22	130	40	-	92	-	19	31	M10x30	4.50
505.19.22.160	BT50	22	160	40	45.5	122	88	19	31	M10x30	4.84
505.19.22.200	BT50	22	200	40	46	162	120	19	31	M10x30	5.21



Sipariş Kodu Order Code	BT Tipi BT Type	Ölçüler (Dimensions)									Ağırlık Weight (KG)
		d	A	D	D1	L	L1	L3	L4	M	
506.19.22.70	BT50	22	70	40	-	32	-	19	31	M10x30	3.95
506.19.22.100	BT50	22	100	40	-	62	-	19	31	M10x30	4.22
506.19.22.130	BT50	22	130	40	-	92	-	19	31	M10x30	4.48
506.19.22.160	BT50	22	160	40	45.5	122	88	19	31	M10x30	4.83
506.19.22.200	BT50	22	200	40	46	162	120	19	31	M10x30	5.21

DIN 6366



YP-10

Tırnaklı Pul
Clutch Drive Rings
To DIN 6366

DIN 6885



YP-10

Kama
Feather Key

Vida
Drawn in Bolt




YP-9

BT50 27 mm Kombine Malafa 27 mm Combi Shell Mill Holder

TR TEKOMA®
HASSAS TUTUCU TAKIMLARI
www.tekoma.com.tr



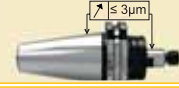
AD - 505



AD/B - 506

JIS B 6339
(MAS 403 BT)

HRC 58±2

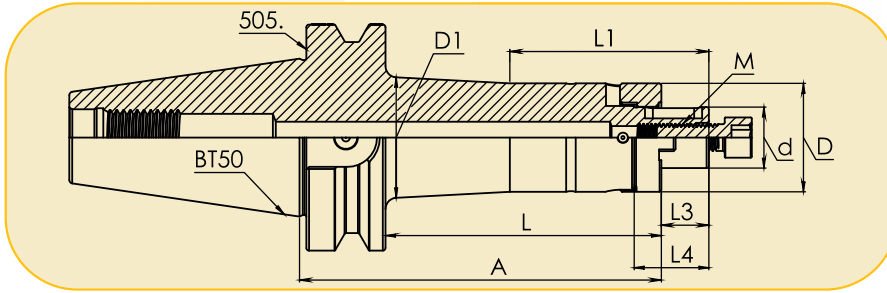


h6



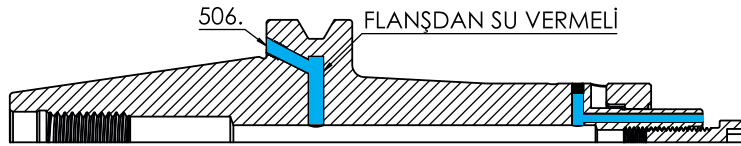
STANDARD
G 2.5
25.000
min⁻¹
US19mm

CHIP



MAS 403 BT

Sipariş Kodu Order Code	BT Tipi BT Type	Ölçüler (Dimensions)									Ağırlık Weight (KG)
		d	A	D	D1	L	L1	L3	L4	M	
505.19.27.70	BT50	27	70	48	-	32	-	21	33	M12x30	4.15
505.19.27.100	BT50	27	100	48	-	62	-	21	33	M12x30	4.55
505.19.27.130	BT50	27	130	48	-	92	-	21	33	M12x30	4.95
505.19.27.160	BT50	27	160	48	53.5	122	88	21	33	M12x30	5.44
505.19.27.200	BT50	27	200	48	54.5	162	120	21	33	M12x30	5.97



Sipariş Kodu Order Code	BT Tipi BT Type	Ölçüler (Dimensions)									Ağırlık Weight (KG)
		d	A	D	D1	L	L1	L3	L4	M	
506.19.27.70	BT50	27	70	48	-	32	-	21	33	M12x30	4.13
506.19.27.100	BT50	27	100	48	-	62	-	21	33	M12x30	4.52
506.19.27.130	BT50	27	130	48	-	92	-	21	33	M12x30	4.92
506.19.27.160	BT50	27	160	48	53.5	122	88	21	33	M12x30	5.41
506.19.27.200	BT50	27	200	48	54.5	162	120	21	33	M12x30	5.97

DIN 6366



YP-10

Tırnaklı Pul
Clutch Drive Rings
To DIN 6366

DIN 6885



YP-10

Kama
Feather Key



YP-9

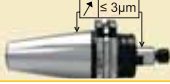
Vida
Drawn in Bolt

BT-107

BT

JIS B 6339
(MAS 403 BT)

HRC 58±2




h6



STANDARD
G 2.5
25.000
min⁻¹
Us1gmm

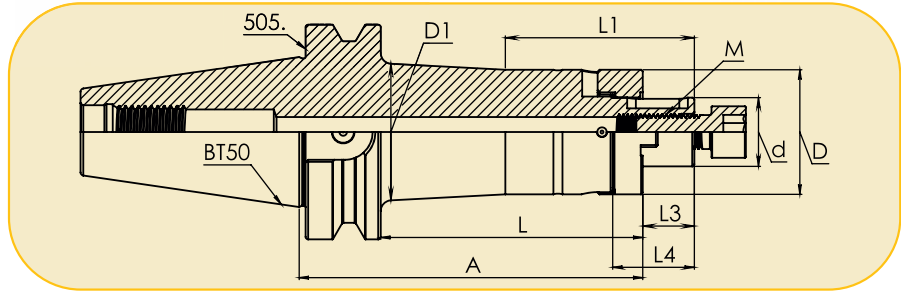
CHIP



AD/B - 506

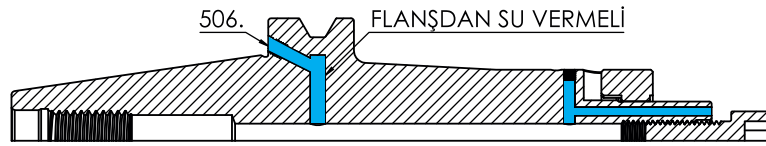


AD - 505



MAS 403 BT

Sipariş Kodu Order Code	BT Tipi BT Type	Ölçüler (Dimensions)									Ağırlık Weight (KG)
		d	A	D	D1	L	L1	L3	L4	M	
505.19.32.70	BT50	32	70	58	-	32	-	24	38	M16x35	4.43
505.19.32.100	BT50	32	100	58	-	62	-	24	38	M16x35	5.03
505.19.32.130	BT50	32	130	58	-	92	-	24	38	M16x35	5.62
505.19.32.160	BT50	32	160	58	64	122	88	24	38	M16x35	6.34
505.19.32.200	BT50	32	200	58	64.5	162	120	24	38	M16x35	7.13



Sipariş Kodu Order Code	BT Tipi BT Type	Ölçüler (Dimensions)									Ağırlık Weight (KG)
		d	A	D	D1	L	L1	L3	L4	M	
506.19.32.70	BT50	32	70	58	-	32	-	24	38	M16x35	4.39
506.19.32.100	BT50	32	100	58	-	62	-	24	38	M16x35	4.99
506.19.32.130	BT50	32	130	58	-	92	-	24	38	M16x35	5.58
506.19.32.160	BT50	32	160	58	64	122	88	24	38	M16x35	6.30
506.19.32.200	BT50	32	200	58	64.5	162	120	24	38	M16x35	7.13

DIN 6366



YP-10

Tırnaklı Pul
Clutch Drive Rings
To DIN 6366

DIN 6885



YP-10

Kama
Feather Key

Vida
Drawn in Bolt




YP-9

BT50 40 mm Kombine Malafa 40 mm Combi Shell Mill Holder

TR TEKOMA®
HASSAS TUTUCU TAKIMLARI
www.tekoma.com.tr



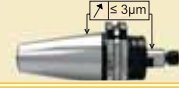
AD - 505



AD/B - 506

JIS B 6339
(MAS 403 BT)

HRC 58±2

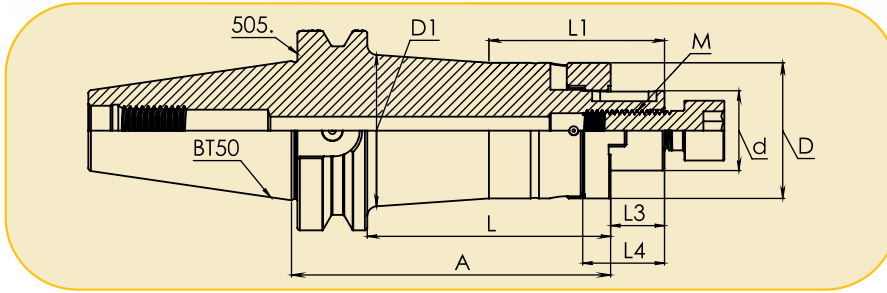


h6



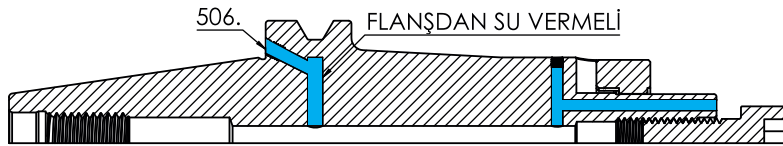
STANDARD
G 2.5
25.000
min⁻¹
US19mm

CHIP

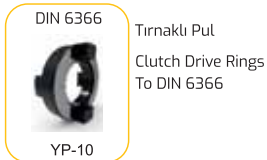


MAS 403 BT

Sipariş Kodu Order Code	BT Tipi BT Type	Ölçüler (Dimensions)									Ağırlık Weight (KG)
		d	A	D	D1	L	L1	L3	L4	M	
505.19.40.70	BT50	40	70	68	-	32	-	27	41	M20x40	4.88
505.19.40.100	BT50	40	100	68	-	62	-	27	41	M20x40	5.76
505.19.40.130	BT50	40	130	68	-	92	-	27	41	M20x40	6.64
505.19.40.160	BT50	40	160	68	76	122	88	27	41	M20x40	7.68
505.19.40.200	BT50	40	200	68	77	162	120	27	41	M20x40	8.85



Sipariş Kodu Order Code	BT Tipi BT Type	Ölçüler (Dimensions)									Ağırlık Weight (KG)
		d	A	D	D1	L	L1	L3	L4	M	
506.19.40.70	BT50	40	70	68	-	32	-	27	41	M20x40	4.83
506.19.40.100	BT50	40	100	68	-	62	-	27	41	M20x40	5.72
506.19.40.130	BT50	40	130	68	-	92	-	27	41	M20x40	6.59
506.19.40.160	BT50	40	160	68	76	122	88	27	41	M20x40	7.64
506.19.40.200	BT50	40	200	68	77	162	120	27	41	M20x40	8.85




BT-109

BT


Soğutma Sıvısı Yoktur

No Coolant



İçten soğutmalı kesici takımlar için
tutucunun en uç kısmında yer alan soğutma delikleri

With coolant exit bores on the end f
ace for milling cutters with central cooling



Soğutma verme için
alın yüzeyinde gerektiğinde kapatılabilen kanallar

Coolant channels
on the collar which can be sealed again



BT50 16 mm Su Kanallı Kombine Malafa
16 mm Combi Shell Mill Holder
With Coolant Channel

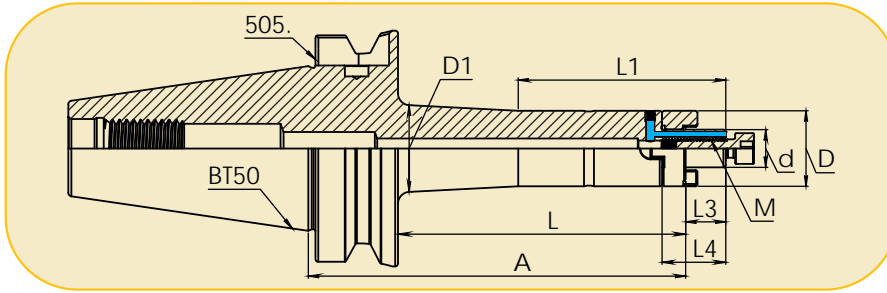
TR TEKOMA®
HASSAS TUTUCU TAKIMLARI
www.tekoma.com.tr



AD - 505



AD - 505

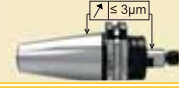


MAS 403 BT

Sipariş Kodu Order Code	BT Tipi BT Type	Ölçüler (Dimensions)									Ağırlık Weight (KG)
		d	A	D	D1	L	L1	L3	L4	M	
505.19.16.70.K	BT50	16	70	32	-	32	-	17	27	M8x25	3.85
505.19.16.100.K	BT50	16	100	32	-	62	-	17	27	M8x25	4.03
505.19.16.130.K	BT50	16	130	32	-	92	-	17	27	M8x25	4.20
505.19.16.160.K	BT50	16	160	32	37	122	88	17	27	M8x25	4.43
505.19.16.200.K	BT50	16	200	32	38	162	120	17	27	M8x25	4.67

JIS B 6339
(MAS 403 BT)

HRC 58±2



h6



STANDARD
G 2.5
25.000
min-1
US1gmm

CHIP

BT

DIN 6366



YP-10

Tırnaklı Pul
Clutch Drive Rings
To DIN 6366

DIN 6885



YP-10

Kama
Feather Key



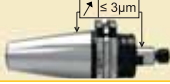
YP-9

Vida
Drawn in Bolt



JIS B 6339
(MAS 403 BT)

HRC 58±2



h6



STANDARD
G 2.5
25.000
min⁻¹
Us1gmm

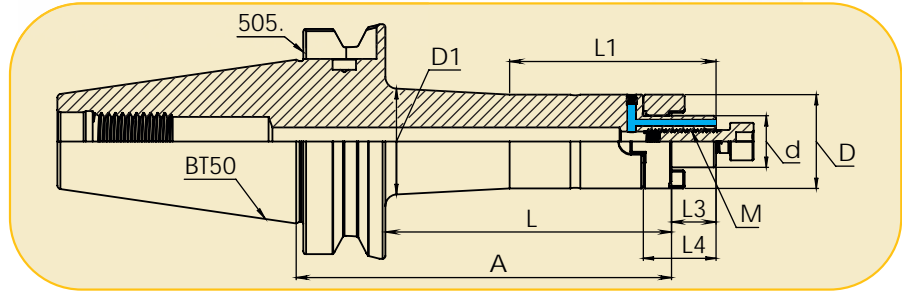
CHIP



AD - 505



AD - 505



MAS 403 BT

Sipariş Kodu Order Code	BT Tipi BT Type	Ölçüler (Dimensions)									Ağırlık Weight (KG)
		d	A	D	D1	L	L1	L3	L4	M	
505.19.22.70.K	BT50	22	70	40	-	32	-	19	31	M10x30	3.97
505.19.22.100.K	BT50	22	100	40	-	62	-	19	31	M10x30	4.23
505.19.22.130.K	BT50	22	130	40	-	92	-	19	31	M10x30	4.50
505.19.22.160.K	BT50	22	160	40	45.5	122	88	19	31	M10x30	4.84
505.19.22.200.K	BT50	22	200	40	46	162	120	19	31	M10x30	5.21

DIN 6366



YP-10

Tırnaklı Pul
Clutch Drive Rings
To DIN 6366

DIN 6885



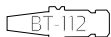
YP-10

Kama
Feather Key

Vida
Drawn in Bolt



YP-9




BT50 27 mm Su Kanallı Kombine Malafa
27 mm Combi Shell Mill Holder
With Coolant Channel

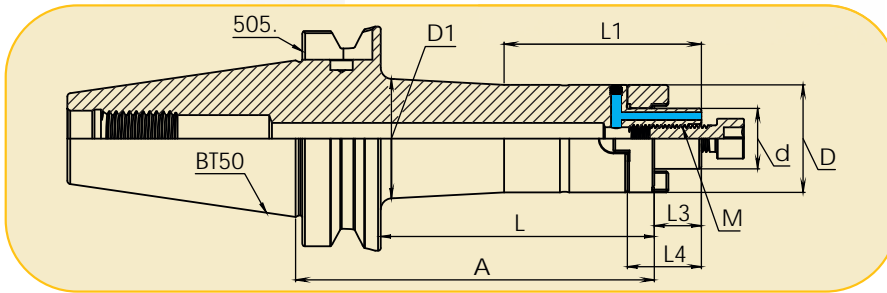
TR TEKOMA®
HASSAS TUTUCU TAKIMLARI
www.tekoma.com.tr



AD - 505



AD - 505

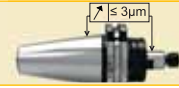


MAS 403 BT

Sipariş Kodu Order Code	BT Tipi BT Type	Ölçüler (Dimensions)									Ağırlık Weight (KG)
		d	A	D	D1	L	L1	L3	L4	M	
505.19.27.70.K	BT50	27	70	48	-	32	-	21	33	M12x30	4.15
505.19.27.100.K	BT50	27	100	48	-	62	-	21	33	M12x30	4.55
505.19.27.130.K	BT50	27	130	48	-	92	-	21	33	M12x30	4.95
505.19.27.160.K	BT50	27	160	48	53.5	122	88	21	33	M12x30	5.44
505.19.27.200.K	BT50	27	200	48	54.5	162	120	21	33	M12x30	5.97

JIS B 6339
(MAS 403 BT)

HRC 58±2



h6



STANDARD
G 2.5
25.000
min⁻¹
US1gmm

CHIP

BT

DIN 6366



YP-10

Tırnaklı Pul
Clutch Drive Rings
To DIN 6366

DIN 6885



YP-10

Kama
Feather Key



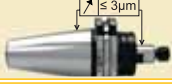
YP-9

Vida
Drawn in Bolt

BT-113

JIS B 6339
(MAS 403 BT)

HRC 58±2




h6



STANDARD
G 2.5
25.000
min⁻¹
Us1gmm

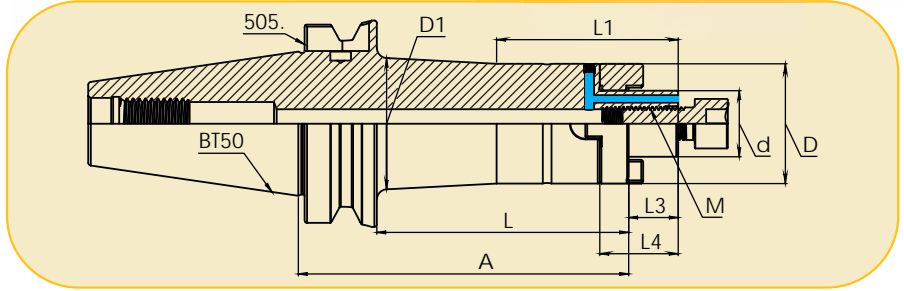
CHIP



AD - 505



AD - 505



MAS 403 BT

Sipariş Kodu Order Code	BT Tipi BT Type	Ölçüler (Dimensions)									Ağırlık Weight (KG)
		d	A	D	D1	L	L1	L3	L4	M	
505.19.32.70.K	BT50	32	70	58	-	32	-	24	38	M16x35	4.43
505.19.32.100.K	BT50	32	100	58	-	62	-	24	38	M16x35	5.03
505.19.32.130.K	BT50	32	130	58	-	92	-	24	38	M16x35	5.62
505.19.32.160.K	BT50	32	160	58	64	122	88	24	38	M16x35	6.34
505.19.32.200.K	BT50	32	200	58	64.5	162	120	24	38	M16x35	7.13

DIN 6366



YP-10

Tırnaklı Pul
Clutch Drive Rings
To DIN 6366

DIN 6885



YP-10

Kama
Feather Key

Vida
Drawn in Bolt




YP-9

BT50 40 mm Su Kanallı Kombine Malafa
40 mm Combi Shell Mill Holder
With Coolant Channel

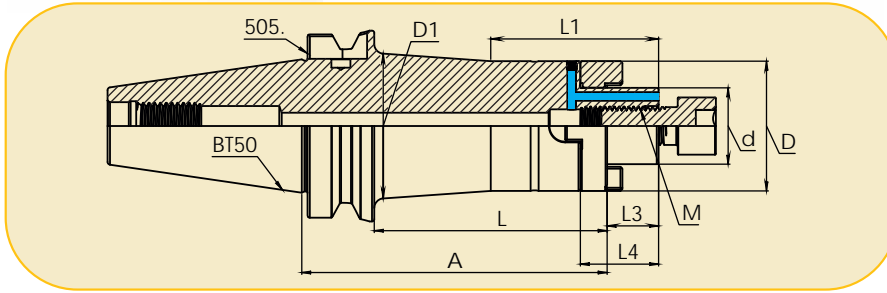
TR TEKOMA®
HASSAS TUTUCU TAKIMLARI
www.tekoma.com.tr



AD - 505



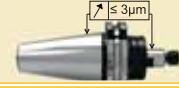
AD - 505



MAS 403 BT

JIS B 6339
(MAS 403 BT)

HRC 58±2




h6



STANDARD
G 2.5
25.000
min⁻¹
US 1gmm

CHIP

Sipariş Kodu Order Code	BT Tipi BT Type	Ölçüler (Dimensions)									Ağırlık Weight (kg)
		d	A	D	D1	L	L1	L3	L4	M	
505.19.40.70.K	BT50	40	70	68	-	32	-	27	41	M20x40	4.88
505.19.40.100.K	BT50	40	100	68	-	62	-	27	41	M20x40	5.76
505.19.40.130.K	BT50	40	130	68	-	92	-	27	41	M20x40	6.64
505.19.40.160.K	BT50	40	160	68	76	122	88	27	41	M20x40	7.68
505.19.40.200.K	BT50	40	200	68	77	162	120	27	41	M20x40	8.85



BT

TEKOMA Sipariş Kodu Sistemi

505.21.97.315

505 . 21 . 97 . 315 .
BT50 Merkezden Soğutmalı . Özel Takım Ham bara . Max. takım bağlama çapı . Tutucu Uzunluğu . Ekstra Özellik

300 SK30 Merkezden Soğutmalı
304 SK30 Router Tutucusu

400 SK40 Merkezden Soğutmalı
401 SK40 Flanşdan soğutmalı

405 BT40 Merkezden Soğutmalı
406 BT40 Flanşdan soğutmalı
407 BBT40 Alın taşlamalı
408 BBT40 Alın taşlamalı Flanşdan soğutmalı

505 BT50 Merkezden Soğutmalı
506 BT50 Flanşdan soğutmalı

M - Mini kapak
6K - Altı köşe kapak
K - Kanaldan su verme
L - Hafifletilmiş
S - İnce Cidarlı

01 - ER tipi pens başlığı
07 - Veldon tutucu
11 - Vidalı tutucu
17 - Alın kamalı malafa
19 - Kombine malafa
21 - Özel takım Ham bara
22 - Fener mili konik master
27 - Klavuz çekme başlığı
40 - Çektirme civatası

TEKOMA Order Code System

505.21.97.315

505 . 21 . 97 . 315 .
BT50 Central Cooled . Boring Bar Blanks For The Production Of Special Tools . Max. Tool Clamping Diameter . Holder Length . Extra Feature

300 SK30 Central Cooled
304 SK30 Router Holder

400 SK40 Central Cooled
401 SK40 Flange Coolant Channels

405 BT40 Central Cooled
406 BT40 Flange Coolant Channels
407 BBT40 Face Contact Central Cooled
408 BBT40 Face Contact Flange Coolant Channels

505 BT50 Central Cooled
506 BT50 Flange Coolant Channels

M - Clamping Nut ER Mini
6K - Hexagon Clamping Nuts
K - Coolant Channels
L - Light
S - Slimline Design

01 - ER Type Collet Chucks
07 - End Mill Holder
11 - Milling Cutter Arbors for Screw-on Type Milling Cutters
17 - Shell Mill Holder for Cutters with driving slot
19 - Combi Shell Mill Holder
21 - Boring Bar Blanks For The Production Of Special Tools
22 - Test Arbors
27 - Quick-Change Tapping Chucks Without Length Compensation
40 - Pullstuds

BT50 Özel Takım Yapma Amaçlı Yarı Mamul
Boring Bar Blanks For The Production
Of Special Tools

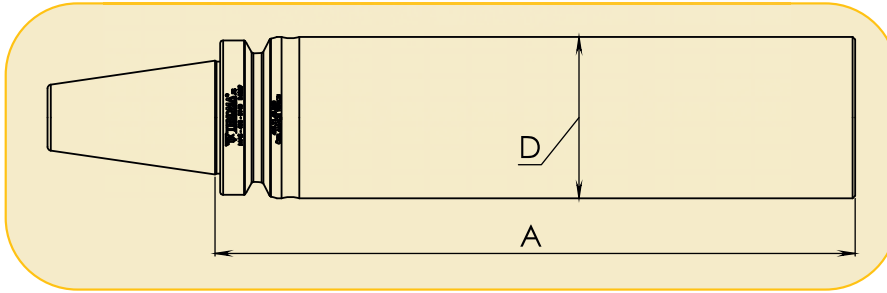


AD - 405

JIS B 6339
(MAS 403 BT)

HRC 52±2

CHIP



MAS 403 BT

Ölçüler (Dimensions)

Sipariş Kodu Order Code	BT Tipi BT Type			Ağırlık Weight (KG)
		D	A	
505.21.97.315	BT50	97	315	19.61

Teknik özelliği : Konik ve Flanş kısmı sertleştirilmiş (52+2 HRC) ve taşlanmıştır.
Bara kısmı işlenebilir yumuşaklıktadır.

Version : Cone and flange hardened (52+2 HRC) and grinded.
Soft body for later processing.

JIS B 6339 (MAS 403 BBT)

BBT40 Pens Başlığı ER
BBT40 Collet Chucks ER

BBT40 Veldon Tutucu
BBT40 End Mill Holder

BBT40 Vidalı Tutucu
BBT40 Milling Cutter Arbors for Screw-on type Milling Cutters

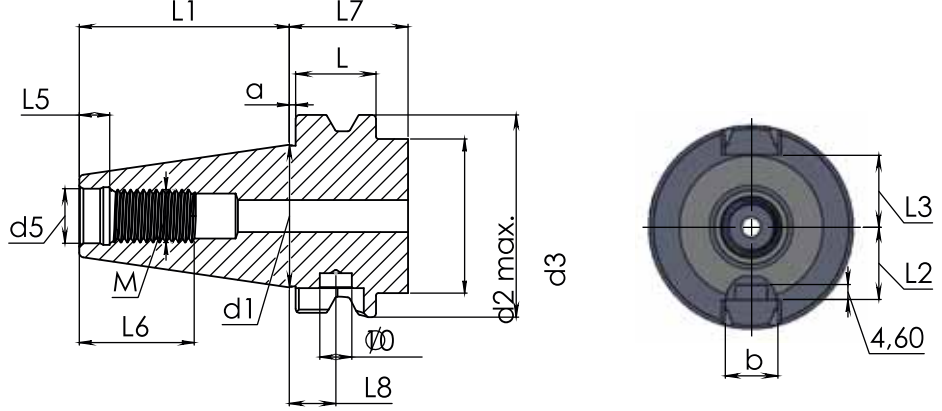
BBT40 Alın Kamalı Malafa
BBT40 Shell mill holder for cutters with driving slot

BBT40 Kombine Malafa
BBT40 Combi Shell mill holder



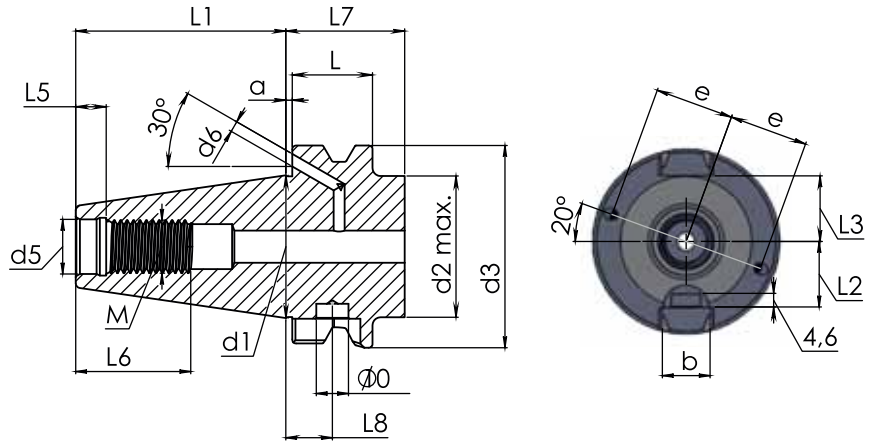
JIS B 6339 (MAS 403 BBT) AD

Toolholders
Merkezden Soğutmalı
Konik Şaft Ölçüleri



JIS B 6339 (MAS 403 BBT) AD/B

Toolholders
Merkezden ve (B) Alından
Soğutmalı Konik
Şaft Ölçüleri



BBT Tipi BBT Tipi	Form	Ölçüleri (Dimensions)																
		d1	a	M	L6	d3	L	d2 max.	L7	L1	d5	L5	b	L2	L3	L8	d6	e
BBT40 AD		44.45	1	M16	32	63	26	61	37	65.4	17.0	9	16.1	22.6	22.6	14.5	-	-
BBT40 AD/B		44.45	1	M16	32	63	26	61	37	65.4	17.0	9	16.1	22.6	22.6	14.5	4	27

Malzeme : Alaşımli semente çeliği çekme mukavemeti min. 950 N/mm²

Teknik Özelliği : Sertlik HRC 58 ± 2 sertlik derinliği 0,6 mm + 0,2 mm , karartılmış

Hassasiyet : Konik açı tolerans kalitesi DIN 2080 normuna göre AT 3
Konik yüzey kalitesi Ra 0,2

Çip deliği : Takım bilgilerini saklamak için flanşta DIN 69873 özel çip deliği

Malzeme : Case hardened steel, tensile strength in the core min. 950 N/mm²

Teknik Özelliği : Case hardned HRC 58 ± 2 Depth of case 0,6 mm + 0,2 mm, black finish

Hassasiyet : Cone angle AT 3 according DIN2080 Surface roughness of cone Ra 0,2

Çip deliği : Bore for data carrier DIN 69873 in collar.

TEKOMA Sipariş Kodu Sistemi

407.01.10.100.M

407 . 01 . 10 . 100 . M
BBT40 Merkezden Soğutmalı ER Tipi Pens Başlığı Max. takım bağlama çapı Tutucu Uzunluğu Ekstra Özellik

300 SK30 Merkezden Soğutmalı
304 SK30 Router Tutucusu

400 SK40 Merkezden Soğutmalı
401 SK40 Flanşdan soğutmalı

405 BT40 Merkezden Soğutmalı
406 BT40 Flanşdan soğutmalı
407 BBT40 Alın taşlamalı
408 BBT40 Alın taşlamalı Flanşdan soğutmalı

505 BT50 Merkezden Soğutmalı
506 BT50 Flanşdan soğutmalı

M - Mini kapak
6K - Altı köşe kapak
K - Kanaldan su verme
L - Hafifletilmiş
S - İnce Cidarlı

01 - ER tipi pens başlığı
07 - Veldon tutucu
11 - Vidalı tutucu
17 - Alın kamalı malafa
19 - Kombine malafa
21 - Özel takım Ham bara
22 - Fener mili konik mastar
27 - Klavuz çekme başlığı
40 - Çektirme civatası

TEKOMA Order Code System

407.01.10.100.M

407 . 01 . 10 . 100 . M
BBT40 Central Cooled ER Type Collet Chucks Max. Tool Clamping Diameter Holder Length Extra Feature

300 SK30 Central Cooled
304 SK30 Router Holder

400 SK40 Central Cooled
401 SK40 Flange Coolant Channels

405 BT40 Central Cooled
406 BT40 Flange Coolant Channels
407 BBT40 Face Contact Central Cooled
408 BBT40 Face Contact Flange Coolant Channels

505 BT50 Central Cooled
506 BT50 Flange Coolant Channels


M - Clamping Nut ER Mini
6K - Hexagon Clamping Nuts
K - Coolant Channels
L - Light
S - Slimline Design

01 - ER Type Collet Chucks
07 - End Mill Holder
11 - Milling Cutter Arbors for Screw-on Type Milling Cutters
17 - Shell Mill Holder for Cutters with driving slot
19 - Combi Shell Mill Holder
21 - Boring Bar Blanks For The Production Of Special Tools
22 - Test Arbors
27- Quick-Change Tapping Chucks Without Length Compensation
40- Pullstuds

BBT40 ER16 Mini Pens Başlığı ER16 Mini Collet Chucks



AD - 407

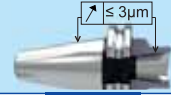


AD/B - 408

JIS B 6339
(MAS 403 BBT)

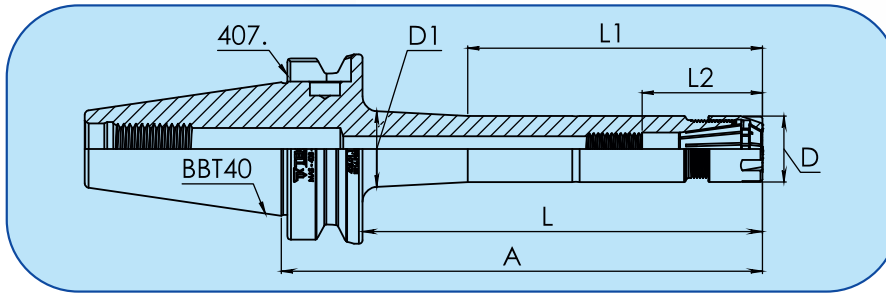
DIN ISO 15488

HRC 58±2



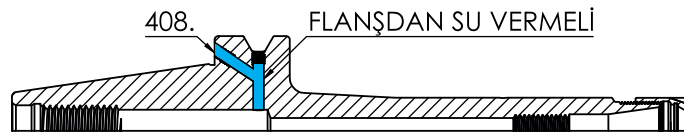
STANDARD
G 2.5
25.000
min⁺
Ust⁺mm

CHIP




MAS 403 BBT

Sipariş Kodu Order Code	BBT Tipi BBT Type	Pens Kapağı ER Tipi Clamping Nuts ER	Kapasite Capacity	Ölçüler (Dimensions)						Ağırlık Weight (KG)
				A	D	D1	L	L1	L2	
407.01.10.100.M	BBT40	ER16/426-M	1-10 mm	100	22	-	73	-	40	1.08
407.01.10.130.M	BBT40	ER16/426-M	1-10 mm	130	22	-	103	-	40	1.16
407.01.10.160.M	BBT40	ER16/426-M	1-10 mm	160	22	25.5	133	98	40	1.26



Sipariş Kodu Order Code	BBT Tipi BBT Type	Pens Kapağı ER Tipi Clamping Nuts ER	Kapasite Capacity	Ölçüler (Dimensions)						Ağırlık Weight (KG)
				A	D	D1	L	L1	L2	
408.01.10.100.M	BBT40	ER16/426-M	1-10 mm	100	22	-	73	-	40	1.07
408.01.10.130.M	BBT40	ER16/426-M	1-10 mm	130	22	-	103	-	40	1.16
408.01.10.160.M	BBT40	ER16/426-M	1-10 mm	160	22	25.5	133	98	40	1.25

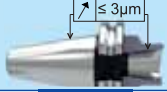


BBT


JIS B 6339
(MAS 403 BBT)

DIN ISO 15488

HRC 58±2



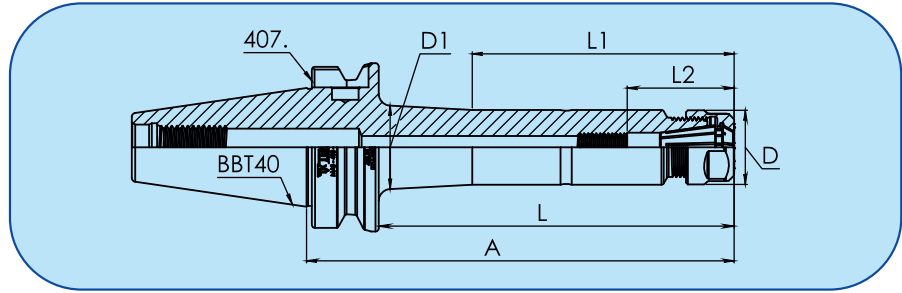
STANDARD
G 2.5
25.000
min
Us:1gmm



AD/B - 408



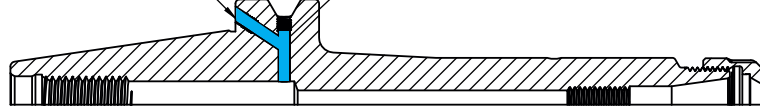
AD - 407



MAS 403 BBT

Sipariş Kodu Order Code	BBT Tipi BBT Type	Pens Kapağı ER Tipi Clamping Nuts ER	Kapasite Capacity	Ölçüler (Dimensions)						Ağırlık Weight (KG)
				A	D	D1	L	L1	L2	
407.01.10.63.6K	BBT40	ER16/426-6K	1-10 mm	63	32	-	36	-	49	1.05
407.01.10.100.6K	BBT40	ER16/426-6K	1-10 mm	100	32	-	73	-	40	1.20
407.01.10.130.6K	BBT40	ER16/426-6K	1-10 mm	130	32	-	103	-	40	1.34
407.01.10.160.6K	BBT40	ER16/426-6K	1-10 mm	160	32	31.5	133	98	40	1.48
407.01.10.200.6K	BBT40	ER16/426-6K	1-10 mm	200	32	33.0	173	120	40	1.69

408. FLANŞDAN SU VERMELİ




Sipariş Kodu Order Code	BBT Tipi BBT Type	Pens Kapağı ER Tipi Clamping Nuts ER	Kapasite Capacity	Ölçüler (Dimensions)						Ağırlık Weight (KG)
				A	D	D1	L	L1	L2	
408.01.10.63.6K	BBT40	ER16/426-6K	1-10 mm	63	32	-	36	-	49	1.05
408.01.10.100.6K	BBT40	ER16/426-6K	1-10 mm	100	32	-	73	-	40	1.20
408.01.10.130.6K	BBT40	ER16/426-6K	1-10 mm	130	32	-	103	-	40	1.33
408.01.10.160.6K	BBT40	ER16/426-6K	1-10 mm	160	32	31.5	133	98	40	1.48
408.01.10.200.6K	BBT40	ER16/426-6K	1-10 mm	200	32	33.0	173	120	40	1.69



BBT40 ER16 Pens Başığ ER16 Collet Chucks



AD - 407

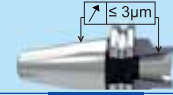


AD/B - 408

JIS B 6339
(MAS 403 BBT)

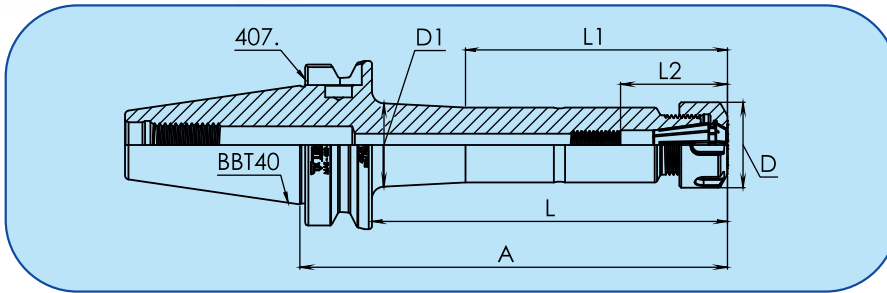
DIN ISO 15488

HRC 58±2



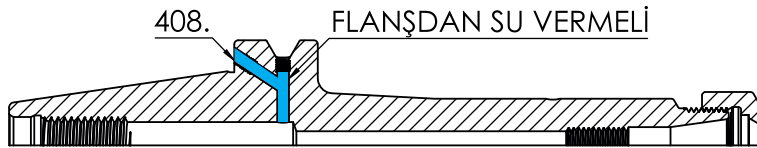
STANDARD
G 2.5
25.000
min
Us'gmm

CHIP




MAS 403 BBT

Sipariş Kodu Order Code	BBT Tipi BBT Type	Pens Kapağı ER Tipi Clamping Nuts ER	Kapasite Capacity	Ölçüler (Dimensions)						Ağırlık Weight (KG)
				A	D	D1	L	L1	L2	
407.01.10.63	BBT40	ER16/426	1-10 mm	63	28	-	36	-	49	1.05
407.01.10.100	BBT40	ER16/426	1-10 mm	100	28	-	73	-	40	1.22
407.01.10.130	BBT40	ER16/426	1-10 mm	130	28	-	103	-	40	1.35
407.01.10.160	BBT40	ER16/426	1-10 mm	160	28	31.5	133	98	40	1.50
407.01.10.200	BBT40	ER16/426	1-10 mm	200	28	33	173	120	40	1.71



Sipariş Kodu Order Code	BBT Tipi BBT Type	Pens Kapağı ER Tipi Clamping Nuts ER	Kapasite Capacity	Ölçüler (Dimensions)						Ağırlık Weight (KG)
				A	D	D1	L	L1	L2	
408.01.10.63	BBT40	ER16/426	1-10 mm	63	28	-	36	-	49	1.05
408.01.10.100	BBT40	ER16/426	1-10 mm	100	28	-	73	-	40	1.22
408.01.10.130	BBT40	ER16/426	1-10 mm	130	28	-	103	-	40	1.35
408.01.10.160	BBT40	ER16/426	1-10 mm	160	28	31.5	133	98	40	1.50
408.01.10.200	BBT40	ER16/426	1-10 mm	200	28	33	173	120	40	1.71

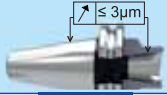


BBT

JIS B 6339
(MAS 403 BBT)

DIN ISO 15488

HRC 58±2



STANDARD
G 2.5
25.000
min
Us 1µmm

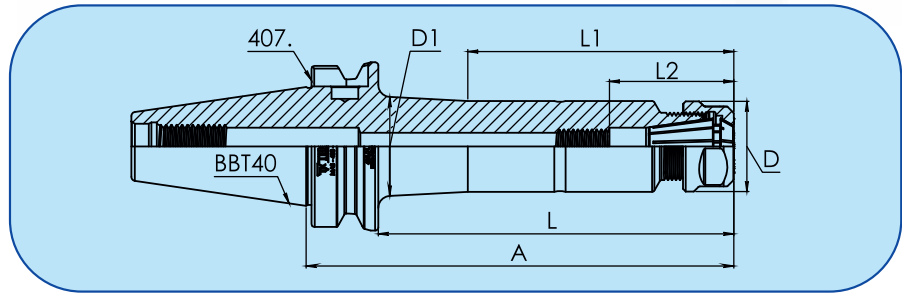
CHIP



AD/B - 408

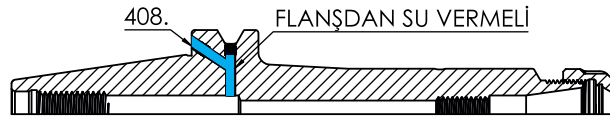


AD - 407



MAS 403 BBT

Sipariş Kodu Order Code	BBT Tipi BBT Type	Pens Kapağı ER Tipi Clamping Nuts ER	Kapasite Capacity	Ölçüler (Dimensions)						Ağırlık Weight (KG)
				A	D	D1	L	L1	L2	
407.01.13.70.6K	BBT40	ER20/428-6K	1-13 mm	70	34	-	43	-	56	1.11
407.01.13.100.6K	BBT40	ER20/428-6K	1-13 mm	100	34	-	73	-	47	1.30
407.01.13.130.6K	BBT40	ER20/428-6K	1-13 mm	130	34	-	103	-	47	1.49
407.01.13.160.6K	BBT40	ER20/428-6K	1-13 mm	160	34	37.5	133	99.5	47	1.70
407.01.13.200.6K	BBT40	ER20/428-6K	1-13 mm	200	34	39	173	121.2	47	2.00



Sipariş Kodu Order Code	BBT Tipi BBT Type	Pens Kapağı ER Tipi Clamping Nuts ER	Kapasite Capacity	Ölçüler (Dimensions)						Ağırlık Weight (KG)
				A	D	D1	L	L1	L2	
408.01.13.70.6K	BBT40	ER20/428-6K	1-13 mm	70	34	-	43	-	56	1.11
408.01.13.100.6K	BBT40	ER20/428-6K	1-13 mm	100	34	-	73	-	47	1.30
408.01.13.130.6K	BBT40	ER20/428-6K	1-13 mm	130	34	-	103	-	47	1.49
408.01.13.160.6K	BBT40	ER20/428-6K	1-13 mm	160	34	37.5	133	99.5	47	1.70
408.01.13.200.6K	BBT40	ER20/428-6K	1-13 mm	200	34	39	173	121.5	47	2.00


BBT-7



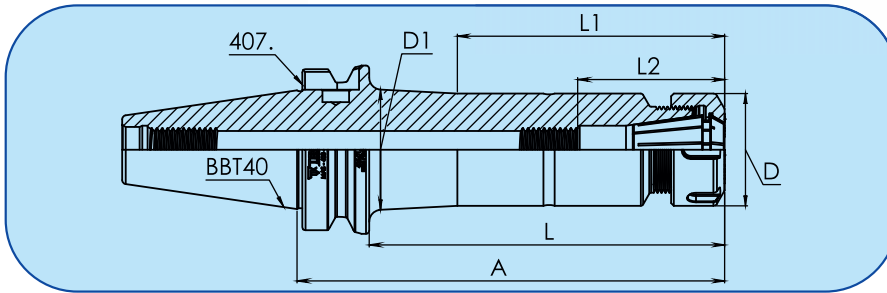
BBT40 ER25 Pens Başığ ER25 Collet Chucks



AD - 407



AD/B - 408



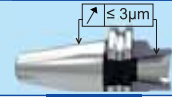
MAS 403 BBT

Sipariş Kodu Order Code	BBT Tipi BBT Type	Pens Kapağı ER Tipi Clamping Nuts ER	Kapasite Capacity	Ölçüler (Dimensions)						Ağırlık Weight (KG)
				A	D	D1	L	L1	L2	
407.01.16.60	BBT40	ER25/430	2-16 mm	60	42	-	33	-	55	1.08
407.01.16.100	BBT40	ER25/430	2-16 mm	100	42	-	73	-	55	1.46
407.01.16.130	BBT40	ER25/430	2-16 mm	130	42	-	103	-	55	1.75
407.01.16.160	BBT40	ER25/430	2-16 mm	160	42	45	133	100	55	2.07
407.01.16.200	BBT40	ER25/430	2-16 mm	200	42	47	173	122	55	2.50

JIS B 6339
(MAS 403 BBT)

DIN ISO 15488

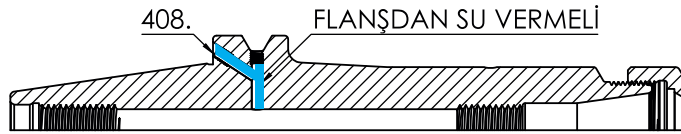
HRC 58±2



STANDARD
G 2.5
25.000
min+
Ustünmm

CHIP

BBT




Sipariş Kodu Order Code	BB Tipi BBT Type	Pens Kapağı ER Tipi Clamping Nuts ER	Kapasite Capacity	Ölçüler (Dimensions)						Ağırlık Weight (KG)
				A	D	D1	L	L1	L2	
408.01.16.60	BBT40	ER25/430	2-16 mm	60	42	-	33	-	55	1.08
408.01.16.100	BBT40	ER25/430	2-16 mm	100	42	-	73	-	55	1.46
408.01.16.130	BBT40	ER25/430	2-16 mm	130	42	-	103	-	55	1.75
408.01.16.160	BBT40	ER25/430	2-16 mm	160	42	45	133	100	55	2.07
408.01.16.200	BBT40	ER25/430	2-16 mm	200	42	47	173	122	55	2.50



YP-1 / 4



YP-9



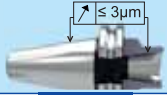
YP-8



JIS B 6339
(MAS 403 BBT)


DIN ISO 15488

HRC 58±2



STANDARD
G 2.5
25.000
min
Us 1gmm

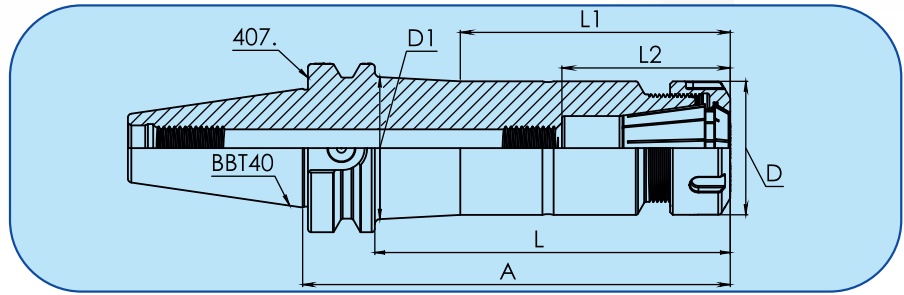
CHIP



AD/B - 408

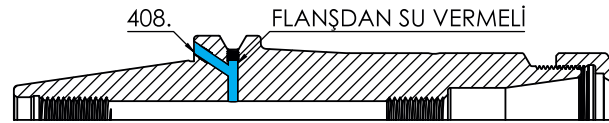


AD - 407




MAS 403 BBT

Sipariş Kodu Order Code	BBT Tipi BBT Type	Pens Kapağı ER Tipi Clamping Nuts ER	Kapasite Capacity	Ölçüler (Dimensions)						Ağırlık Weight (KG)
				A	D	D1	L	L1	L2	
407.01.20.70	BT40	ER32/470	2-20 mm	70	50	-	43	-	58	1.23
407.01.20.100	BT40	ER32/470	2-20 mm	100	50	-	73	-	58	1.64
407.01.20.130	BT40	ER32/470	2-20 mm	130	50	-	103	-	63	2.05
407.01.20.160	BT40	ER32/470	2-20 mm	160	50	53.5	133	101	63	2.51
407.01.20.200	BT40	ER32/470	2-20 mm	200	50	55	173	123	63	3.13



Sipariş Kodu Order Code	BBT Tipi BBT Type	Pens Kapağı ER Tipi Clamping Nuts ER	Kapasite Capacity	Ölçüler (Dimensions)						Ağırlık Weight (KG)
				A	D	D1	L	L1	L2	
408.01.20.70	BBT40	ER32/470	2-20 mm	70	50	-	43	-	58	1.22
408.01.20.100	BBT40	ER32/470	2-20 mm	100	50	-	73	-	58	1.64
408.01.20.130	BBT40	ER32/470	2-20 mm	130	50	-	103	-	63	2.05
408.01.20.160	BBT40	ER32/470	2-20 mm	160	50	53.5	133	101	63	2.51
408.01.20.200	BBT40	ER32/470	2-20 mm	200	50	55	173	123	63	3.13


BBT-9



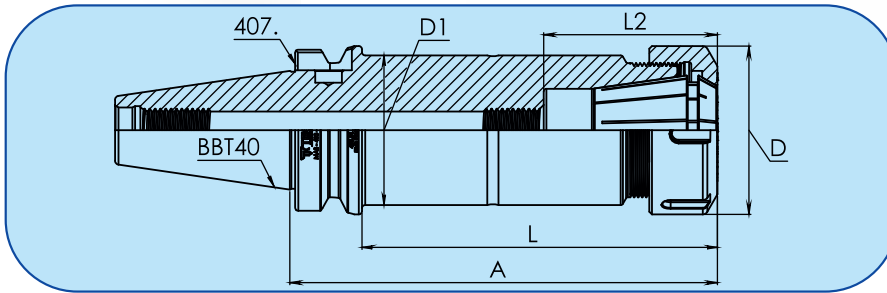
BBT40 ER40 Pens Başığ ER40 Collet Chucks



AD - 407



AD/B - 408



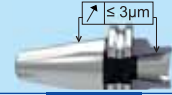
MAS 403 BBT

Sipariş Kodu Order Code	BBT Tipi BBT Type	Pens Kapağı ER Tipi Clamping Nuts ER	Kapasite Capacity	Ölçüler (Dimensions)						Ağırlık Weight (KG)
				A	D	D1	L	L1	L2	
407.01.26.80	BBT40	ER40/472	3-26 mm	80	63	-	53	-	66	1.48
407.01.26.100	BBT40	ER40/472	3-26 mm	100	63	-	73	-	57	1.88
407.01.26.130	BBT40	ER40/472	3-26 mm	130	63	-	103	-	66	2.38
407.01.26.160	BBT40	ER40/472	3-26 mm	160	63	-	133	-	66	2.92
407.01.26.200	BBT40	ER40/472	3-26 mm	200	63	-	173	-	66	3.64

JIS B 6339
(MAS 403 BBT)

DIN ISO 15488

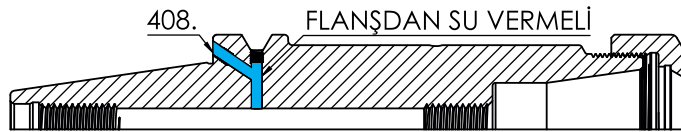
HRC 58±2




STANDARD
G 2.5
25.000
min*
Ustisim

CHIP

BBT



Sipariş Kodu Order Code	BBT Tipi BBT Type	Pens Kapağı ER Tipi Clamping Nuts ER	Kapasite Capacity	Ölçüler (Dimensions)						Ağırlık Weight (KG)
				A	D	D1	L	L1	L2	
408.01.26.80	BBT40	ER40/472	3-26 mm	80	63	-	53	-	66	1.48
408.01.26.100	BBT40	ER40/472	3-26 mm	100	63	-	73	-	57	1.88
408.01.26.130	BBT40	ER40/472	3-26 mm	130	63	-	103	-	66	2.38
408.01.26.160	BBT40	ER40/472	3-26 mm	160	63	-	133	-	66	2.92
408.01.26.200	BBT40	ER40/472	3-26 mm	200	63	-	173	-	66	3.64



BBT-10

TEKOMA Sipariş Kodu Sistemi

407.07.25.100.L

407 . 07 . 25 . 100 . L
BBT40 Merkezden Soğutmalı Veldon Tutucu Max. takım Tutucu Ekstra
Soğutmalı bağlama çapı Uzunluğu Özellik

300 SK30 Merkezden Soğutmalı
304 SK30 Router Tutucusu

400 SK40 Merkezden Soğutmalı
401 SK40 Flanşdan soğutmalı

405 BT40 Merkezden Soğutmalı
406 BT40 Flanşdan soğutmalı
407 BBT40 Alın taşlamalı
408 BBT40 Alın taşlamalı Flanşdan soğutmalı

505 BT50 Merkezden Soğutmalı
506 BT50 Flanşdan soğutmalı

M - Mini kapak
6K - Altı köşe kapak
K - Kanaldan su verme
L - Hafifletilmiş
S - İnce Cidarlı

01 - ER tipi pens başlığı
07 - Veldon tutucu
11 - Vidalı tutucu
17 - Alın kamalı malafa
19 - Kombine malafa
21 - Özel takım Ham bara
22 - Fener mili konik master
27 - Klavuz çekme başlığı
40 - Çektirme civatası

TEKOMA Order Code System

407.07.25.100.L

407 . 07 . 25 . 100 . L
BBT40 Central Cooled End Mill Holder Max. Tool Holder Extra
Cooled Holder Clamping Diameter Length Feature

300 SK30 Central Cooled
304 SK30 Router Holder

400 SK40 Central Cooled
401 SK40 Flange Coolant Channels

405 BT40 Central Cooled
406 BT40 Flange Coolant Channels
407 BBT40 Face Contact Central Cooled
408 BBT40 Face Contact Flange Coolant Channels

505 BT50 Central Cooled
506 BT50 Flange Coolant Channels

M - Clamping Nut ER Mini
6K - Hexagon Clamping Nuts
K - Coolant Channels
L - Light
S - Slimline Design

01 - ER Type Collet Chucks
07 - End Mill Holder
11 - Milling Cutter Arbors for
Screw-on Type Milling Cutters
17 - Shell Mill Holder for Cutters
with driving slot
19 - Combi Shell Mill Holder
21 - Boring Bar Blanks For The
Production Of Special Tools
22 - Test Arbors
27- Quick-Change Tapping Chucks
Without Length Compensation
40- Pullstuds

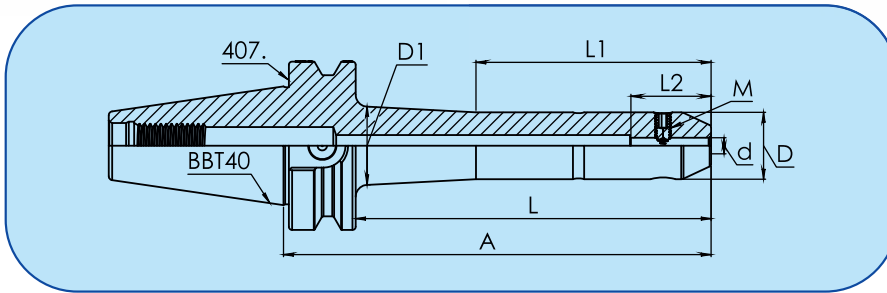
BBT40 6 mm Veldon Tutucu 6 mm End Mill Holder



AD - 407



AD/B - 408



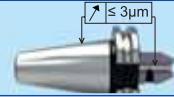
MAS 403 BBT

Sipariş Kodu Order Code	BBT Tipi BBT Type	Ölçüler (Dimensions)								Ağırlık Weight (KG)
		d	A	D	D1	L	L1	L2	M	
407.07.06.50	BBT40	6	50	25	-	23	-	36	M6x10	1.05
407.07.06.100	BBT40	6	100	25	-	73	-	36	M6x10	1.22
407.07.06.130	BBT40	6	130	25	-	103	-	36	M6x10	1.33
407.07.06.160	BBT40	6	160	25	29.5	133	88	36	M6x10	1.46
407.07.06.200	BBT40	6	200	25	30	173	120	36	M6x10	1.62

JIS B 6339
(MAS 403 BBT)

DIN 1835-B

HRC 58±2



(H4)

DIN 1835-B

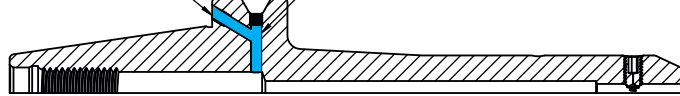


STANDARD
G 2.5
25.000
mm
Ustgigen

CHIP

BBT

408. FLANŞDAN SU VERMELİ



Sipariş Kodu Order Code	BBT Tipi BBT Type	Ölçüler (Dimensions)								Ağırlık Weight (KG)
		d	A	D	D1	L	L1	L2	M	
408.07.06.50	BBT40	6	50	25	-	23	-	36	M6x10	1.05
408.07.06.100	BBT40	6	100	25	-	73	-	36	M6x10	1.22
408.07.06.130	BBT40	6	130	25	-	103	-	36	M6x10	1.32
408.07.06.160	BBT40	6	160	25	29.5	133	88	36	M6x10	1.46
408.07.06.200	BBT40	6	200	25	30	173	120	36	M6x10	1.62

DIN 1835-B

Veldon Sıkma Civatası
Clamping Screw Veldon DIN 1835 B



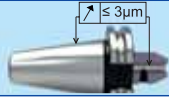
YP-10

BBT-12

JIS B 6339
(MAS 403 BBT)

DIN 1835-B

HRC 58±2



(H4)

DIN 1835-B



STANDARD
C 2.5
25.000
mm
Uzlaşım

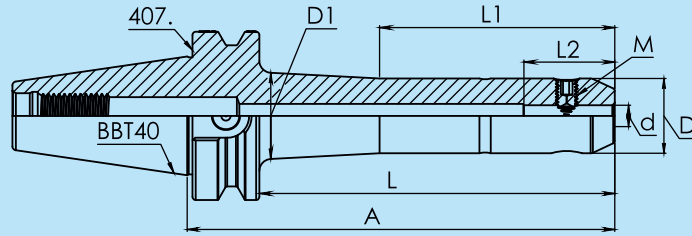
CHIP



AD/B - 408

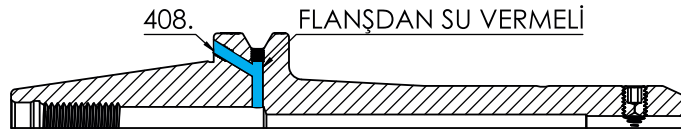


AD - 407



MAS 403 BBT

Sipariş Kodu Order Code	BBT Tipi BBT Type	Ölçüler (Dimensions)								Ağırlık Weight (KG)
		d	A	D	D1	L	L1	L2	M	
407.07.08.50	BBT40	8	50	28	-	23	-	40	M8x10	1.07
407.07.08.100	BBT40	8	100	28	-	73	-	40	M8x10	1.29
407.07.08.130	BBT40	8	130	28	-	103	-	40	M8x10	1.43
407.07.08.160	BBT40	8	160	28	32.5	133	88	40	M8x10	1.60
407.07.08.200	BBT40	8	200	28	33	173	120	40	M8x10	1.79



Sipariş Kodu Order Code	BBT Tipi BBT Type	Ölçüler (Dimensions)								Ağırlık Weight (KG)
		d	A	D	D1	L	L1	L2	M	
408.07.08.50	BBT40	8	50	28	-	23	-	40	M8x10	1.07
408.07.08.100	BBT40	8	100	28	-	73	-	40	M8x10	1.29
408.07.08.130	BBT40	8	130	28	-	103	-	40	M8x10	1.42
408.07.08.160	BBT40	8	160	28	32.5	133	88	40	M8x10	1.60
408.07.08.200	BBT40	8	200	28	33	173	120	40	M8x10	1.79

BBT-13

DIN 1835-B

Veldon Sıkma Cıvatası
Clamping Screw Veldon DIN 1835 B




YP-10

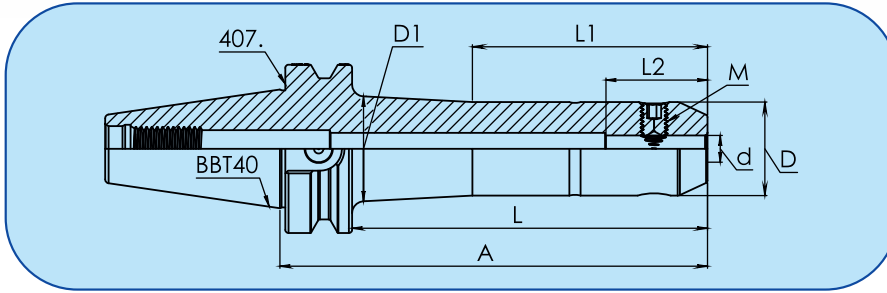
BBT40 10 mm Veldon Tutucu 10 mm End Mill Holder



AD - 407



AD/B - 408



MAS 403 BBT

Sipariş Kodu Order Code	BBT Tipi BBT Type	Ölçüler (Dimensions)								Ağırlık Weight (KG)
		d	A	D	D1	L	L1	L2	M	
407.07.10.63	BBT40	10	63	35	-	36	-	44	M10x12	1.19
407.07.10.100	BBT40	10	100	35	-	73	-	44	M10x12	1.44
407.07.10.130	BBT40	10	130	35	-	103	-	44	M10x12	1.64
407.07.10.160	BBT40	10	160	35	39.5	133	88	44	M10x12	1.88
407.07.10.200	BBT40	10	200	35	40.5	173	120	44	M10x12	2.16

JIS B 6339
(MAS 403 BBT)

DIN 1835-B

HRC 58±2

≤ 3µm

(H4)

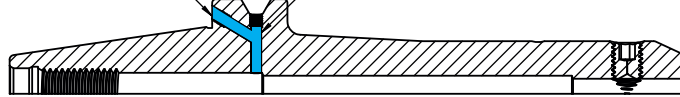
DIN 1835-B

STANDARD
G 2.5
25.000
max
Ustgigen

CHIP

BBT

408. FLANŞDAN SU VERMELİ



Sipariş Kodu Order Code	BBT Tipi BBT Type	Ölçüler (Dimensions)								Ağırlık Weight (KG)
		d	A	D	D1	L	L1	L2	M	
408.07.10.63	BBT40	10	63	35	-	36	-	44	M10x12	1.19
408.07.10.100	BBT40	10	100	35	-	73	-	44	M10x12	1.43
408.07.10.130	BBT40	10	130	35	-	103	-	44	M10x12	1.63
408.07.10.160	BBT40	10	160	35	39.5	133	88	44	M10x12	1.88
408.07.10.200	BBT40	10	200	35	40.5	173	120	44	M10x12	2.16

DIN 1835-B

Veldon Sıkma Civatası
Clamping Screw Veldon DIN 1835 B



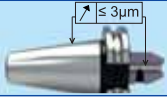
YP-10

BBT-14

JIS B 6339
(MAS 403 BBT)

DIN 1835-B

HRC 58±2



H4

DIN 1835-B



STANDARD
G 2.5
25.000
mm
Ustgsm

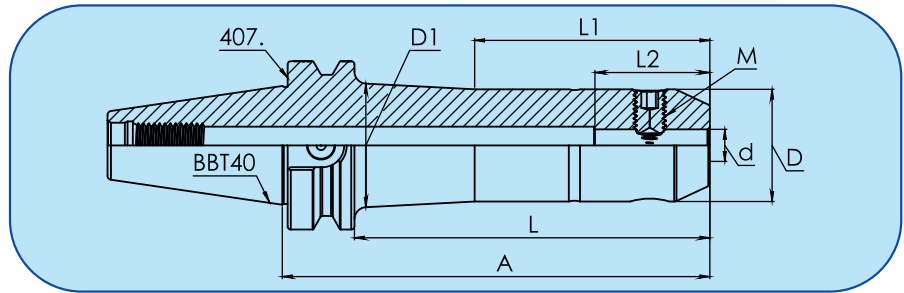
CHIP



AD/B - 408

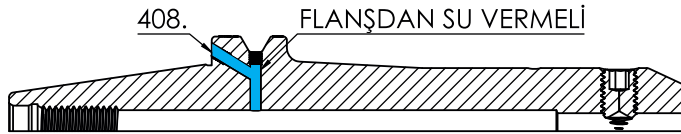


AD - 407



MAS 403 BBT

Sipariş Kodu Order Code	BBT Tipi BBT Type	Ölçüler (Dimensions)								Ağırlık Weight (KG)
		d	A	D	D1	L	L1	L2	M	
407.07.12.63	BBT40	12	63	42	-	36	-	51	M12x16	1.28
407.07.12.100	BBT40	12	100	42	-	73	-	51	M12x16	1.65
407.07.12.130	BBT40	12	130	42	-	103	-	51	M12x16	1.95
407.07.12.160	BBT40	12	160	42	46.5	133	88	51	M12x16	2.30
407.07.12.200	BBT40	12	200	42	47.5	173	120	51	M12x16	2.72



Sipariş Kodu Order Code	BBT Tipi BBT Type	Ölçüler (Dimensions)								Ağırlık Weight (KG)
		d	A	D	D1	L	L1	L2	M	
408.07.12.63	BBT40	12	63	42	-	36	-	51	M12x16	1.28
408.07.12.100	BBT40	12	100	42	-	73	-	51	M12x16	1.64
408.07.12.130	BBT40	12	130	42	-	103	-	51	M12x16	1.94
408.07.12.160	BBT40	12	160	42	46.5	133	88	51	M12x16	2.30
408.07.12.200	BBT40	12	200	42	47.5	173	120	51	M12x16	2.72

BBT-15




Veldon Sıkma Civatası
Clamping Screw Veldon DIN 1835 B

YP-10

BBT40 14 mm Veldon Tutucu 14 mm End Mill Holder



AD - 407

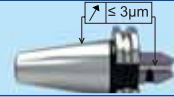


AD/B - 408

JIS B 6339
(MAS 403 BBT)

DIN 1835-B

HRC 58±2



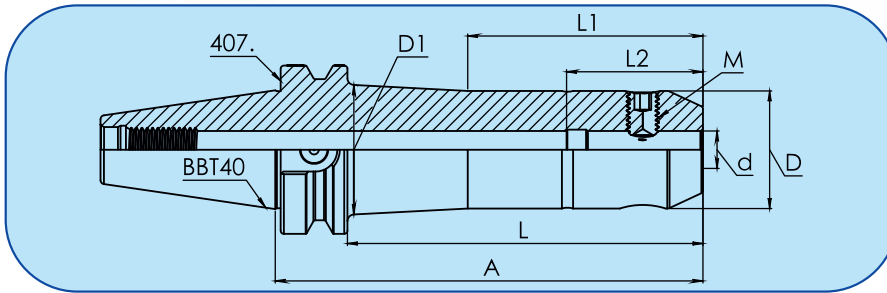
(H4)

DIN 1835-B



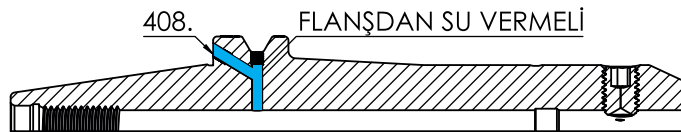
STANDARD
G 2.5
25.000
max
Ustgime

CHIP



MAS 403 BBT

Sipariş Kodu Order Code	BBT Tipi BBT Type	Ölçüler (Dimensions)								Ağırlık Weight (KG)
		d	A	D	D1	L	L1	L2	M	
407.07.14.63	BBT40	14	63	44	-	36	-	51	M12x16	1.30
407.07.14.100	BBT40	14	100	44	-	73	-	51	M12x16	1.71
407.07.14.130	BBT40	14	130	44	-	103	-	51	M12x16	2.04
407.07.14.160	BBT40	14	160	44	48.5	133	88	51	M12x16	2.42
407.07.14.200	BBT40	14	200	44	49.5	173	120	51	M12x16	2.88



Sipariş Kodu Order Code	BBT Tipi BBT Type	Ölçüler (Dimensions)								Ağırlık Weight (KG)
		d	A	D	D1	L	L1	L2	M	
408.07.14.63	BBT40	14	63	44	-	36	-	51	M12x16	1.30
408.07.14.100	BBT40	14	100	44	-	73	-	51	M12x16	1.70
408.07.14.130	BBT40	14	130	44	-	103	-	51	M12x16	2.03
408.07.14.160	BBT40	14	160	44	48.5	133	88	51	M12x16	2.42
408.07.14.200	BBT40	14	200	44	49.5	173	120	51	M12x16	2.88

DIN 1835-B

Veldon Sıkma Civatası
Clamping Screw Veldon DIN 1835 B



YP-10

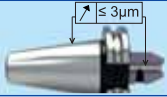
BBT-16

BBT

JIS B 6339
(MAS 403 BBT)

DIN 1835-B

HRC 58±2




H4

DIN 1835-B



STANDARD
G 2.5
25.000
mm
Uçlgm

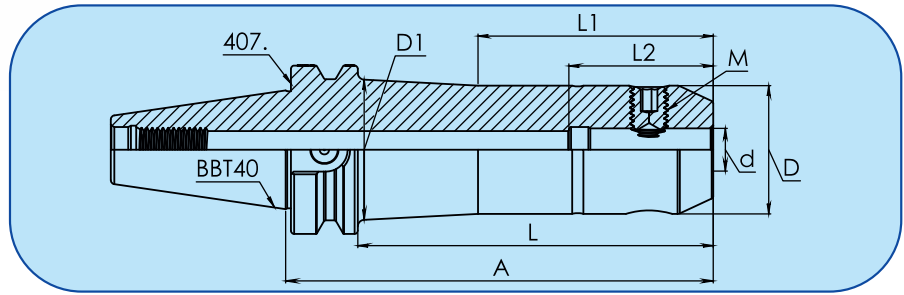
CHIP



AD/B - 408

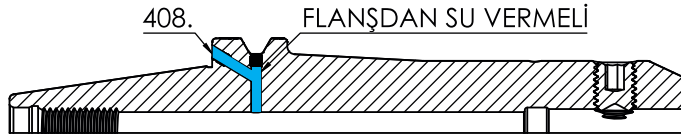


AD - 407



MAS 403 BBT

Sipariş Kodu Order Code	BBT Tipi BBT Type	Ölçüler (Dimensions)								Ağırlık Weight (KG)
		d	A	D	D1	L	L1	L2	M	
407.07.16.63	BBT40	16	63	48	-	36	-	54	M14x16	1.36
407.07.16.100	BBT40	16	100	48	-	73	-	54	M14x16	1.84
407.07.16.130	BBT40	16	130	48	-	103	-	54	M14x16	2.25
407.07.16.160	BBT40	16	160	48	52.5	133	88	54	M14x16	2.70
407.07.16.200	BBT40	16	200	48	53.5	173	120	54	M14x16	3.25



Sipariş Kodu Order Code	BBT Tipi BBT Type	Ölçüler (Dimensions)								Ağırlık Weight (KG)
		d	A	D	D1	L	L1	L2	M	
408.07.16.63	BBT40	16	63	48	-	36	-	54	M14x16	1.36
408.07.16.100	BBT40	16	100	48	-	73	-	54	M14x16	1.84
408.07.16.130	BBT40	16	130	48	-	103	-	54	M14x16	2.25
408.07.16.160	BBT40	16	160	48	52.5	133	88	54	M14x16	2.70
408.07.16.200	BBT40	16	200	48	53.5	173	120	54	M14x16	3.25

DIN 1835-B

Veldon Sıkma Cıvatası
Clamping Screw Veldon DIN 1835 B



YP-10


BBT-17

BBT

BBT40 18 mm Veldon Tutucu 18 mm End Mill Holder



AD - 407

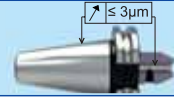


AD/B - 408

JIS B 6339
(MAS 403 BBT)

DIN 1835-B

HRC 58±2



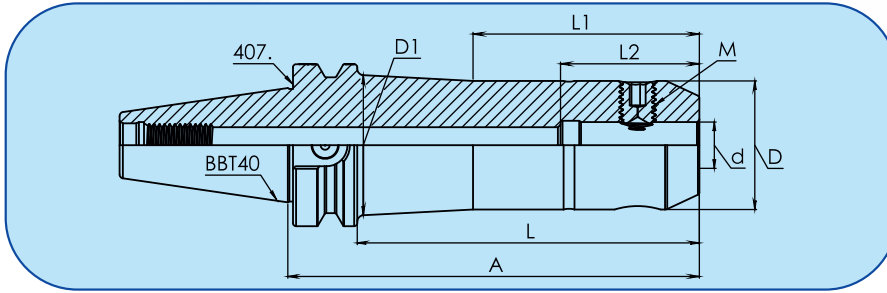
(H4)

DIN 1835-B



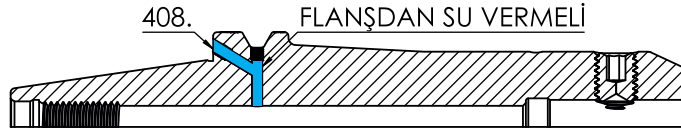
STANDARD
G 2.5
25.000
max.
Ustgüven

CHIP



MAS 403 BBT

Sipariş Kodu Order Code	BBT Tipi BBT Type	Ölçüler (Dimensions)								Ağırlık Weight (KG)
		d	A	D	D1	L	L1	L2	M	
407.07.18.63	BBT40	18	63	50	-	36	-	54	M14x16	1.37
407.07.18.100	BBT40	18	100	50	-	73	-	54	M14x16	1.91
407.07.18.130	BBT40	18	130	50	-	103	-	54	M14x16	2.34
407.07.18.160	BBT40	18	160	50	54.5	133	88	54	M14x16	2.84
407.07.18.200	BBT40	18	200	50	55.5	173	120	54	M14x16	3.44



Sipariş Kodu Order Code	BBT Tipi BBT Type	Ölçüler (Dimensions)								Ağırlık Weight (KG)
		d	A	D	D1	L	L1	L2	M	
408.07.18.63	BT40	18	63	50	-	36	-	54	M14x16	1.37
408.07.18.100	BT40	18	100	50	-	73	-	54	M14x16	1.91
408.07.18.130	BT40	18	130	50	-	103	-	54	M14x16	2.34
408.07.18.160	BT40	18	160	50	54.5	133	88	54	M14x16	2.84
408.07.18.200	BT40	18	200	50	55.5	173	120	54	M14x16	3.44

DIN 1835-B



YP-10

Veldon Sıkma Civatası
Clamping Screw Veldon DIN 1835 B

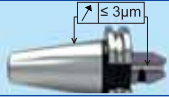
BBT-18

BBT

JIS B 6339
(MAS 403 BBT)

DIN 1835-B

HRC 58±2




H4

DIN 1835-B



STANDARD
G 2.5
25.000
mm
Ustgsm

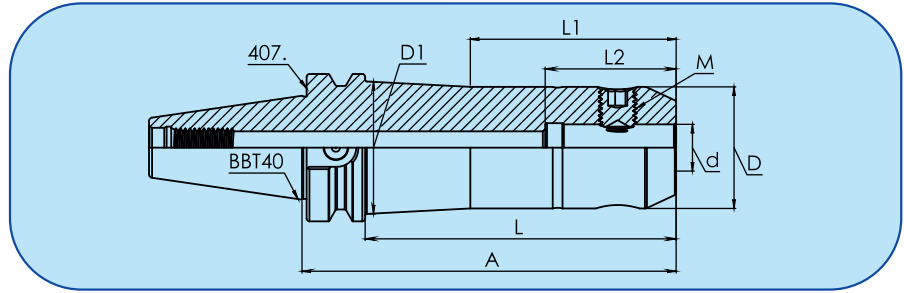
CHIP



AD/B - 408

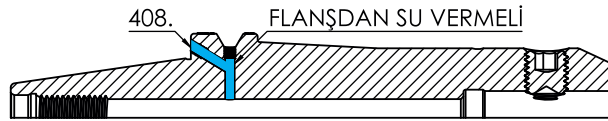


AD - 407



MAS 403 BBT

Sipariş Kodu Order Code	BBT Tipi BBT Type	Ölçüler (Dimensions)								Ağırlık Weight (KG)
		d	A	D	D1	L	L1	L2	M	
407.07.20.63	BBT40	20	63	52	-	36	-	56	M16x16	1.38
407.07.20.100	BBT40	20	100	52	-	73	-	56	M16x16	1.96
407.07.20.130	BBT40	20	130	52	-	103	-	56	M16x16	2.43
407.07.20.160	BBT40	20	160	52	57	133	88	56	M16x16	2.97
407.07.20.200	BBT40	20	200	52	57.5	173	120	56	M16x16	3.62



Sipariş Kodu Order Code	BBT Tipi BBT Type	Ölçüler (Dimensions)								Ağırlık Weight (KG)
		d	A	D	D1	L	L1	L2	M	
408.07.20.63	BBT40	20	63	52	-	36	-	56	M16x16	1.38
408.07.20.100	BBT40	20	100	52	-	73	-	56	M16x16	1.96
408.07.20.130	BBT40	20	130	52	-	103	-	56	M16x16	2.43
408.07.20.160	BBT40	20	160	52	57	133	88	56	M16x16	2.97
408.07.20.200	BBT40	20	200	52	57.5	173	120	56	M16x16	3.62

DIN 1835-B



YP-10


Veldon Sıkma Cıvatası
Clamping Screw Veldon DIN 1835 B

BBT40 25 mm Veldon Tutucu 25 mm End Mill Holder

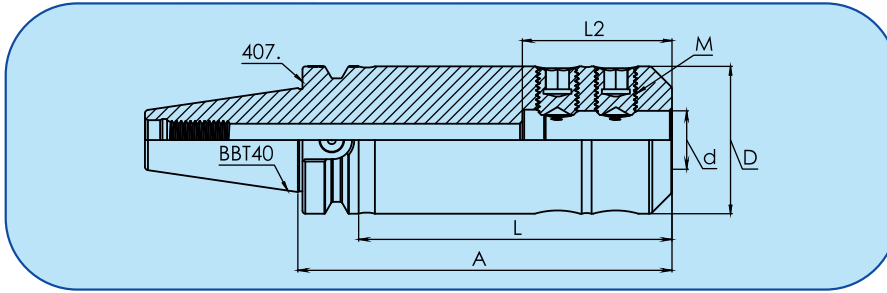
TR TEKOMA®
HASSAS TUTUCU TAKIMLARI
www.tekoma.com.tr



AD - 407



AD/B - 408



MAS 403 BBT

Sipariş Kodu Order Code	BBT Tipi BBT Type	Ölçüler (Dimensions)						Ağırlık Weight (KG)
		d	A	D	L	L2	M	
407.07.25.90	BBT40	25	90	63	63	64	M18x20	2.14
407.07.25.130	BBT40	25	130	63	103	64	M18x20	3.08
407.07.25.160	BBT40	25	160	63	133	64	M18x20	3.78
407.07.25.200	BBT40	25	200	63	173	64	M18x20	4.71

JIS B 6339
(MAS 403 BBT)

DIN 1835-B

HRC 58±2

≤ 3µm

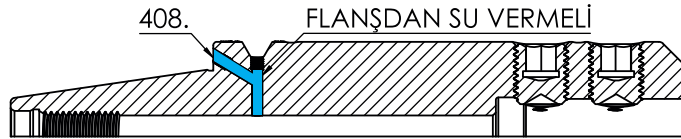
(H4)

DIN 1835-B

STANDARD
G 2.5
25.000
max.
Ustgüven

CHIP

BBT



Sipariş Kodu Order Code	BBT Tipi BBT Type	Ölçüler (Dimensions)						Ağırlık Weight (KG)
		d	A	D	L	L2	M	
408.07.25.90	BBT40	25	90	63	63	64	M18x20	2.13
408.07.25.130	BBT40	25	130	63	103	64	M18x20	3.07
408.07.25.160	BBT40	25	160	63	133	64	M18x20	3.77
408.07.25.200	BBT40	25	200	63	173	64	M18x20	4.71

DIN 1835-B



YP-10

Veldon Sıkma Civatası
Clamping Screw Veldon DIN 1835 B

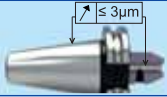
BBT-20

TEKOMA® 25 mm Hafifletilmiş Veldon Tutucu **BBT40**
 HASSAS TUTUCU TAKIMLARI 25 mm Lightened End Mill Holder
 www.tekoma.com.tr

JIS B 6339
(MAS 403 BBT)

DIN 1835-B

HRC 58±2




H4

DIN 1835-B



STANDARD
G 2.5
25.000
mm
Ustgmm

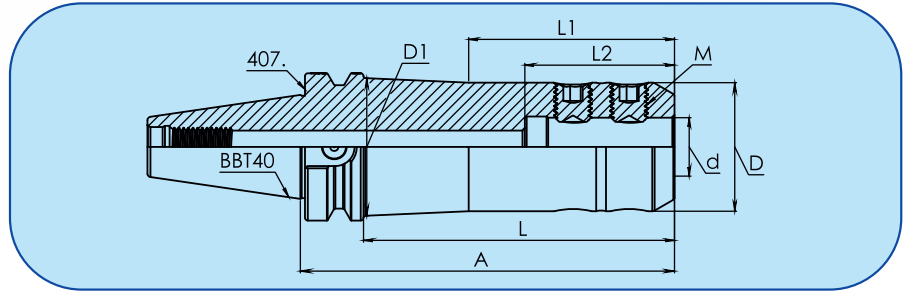
CHIP



AD/B - 408

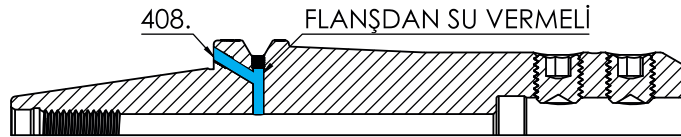


AD - 407



MAS 403 BBT

Sipariş Kodu Order Code	BBT Tipi BBT Type	Ölçüler (Dimensions)								Ağırlık Weight (KG)
		d	A	D	D1	L	L1	L2	M	
407.07.25.60.L	BBT40	25	60	53	-	33	-	64	M16x15	1.24
407.07.25.90.L	BBT40	25	90	55	-	63	-	64	M16x16	1.81
407.07.25.130.L	BBT40	25	130	55	-	103	-	64	M16x16	2.51
407.07.25.160.L	BBT40	25	160	55	59	133	88	64	M16x16	3.09
407.07.25.200.L	BBT40	25	200	55	59	173	120	64	M16x16	3.78



Sipariş Kodu Order Code	BBT Tipi BBT Type	Ölçüler (Dimensions)								Ağırlık Weight (KG)
		d	A	D	D1	L	L1	L2	M	
408.07.25.60.L	BBT40	25	60	53	-	33	-	64	M16x15	1.24
408.07.25.90.L	BBT40	25	90	55	-	63	-	64	M16x16	1.81
408.07.25.130.L	BBT40	25	130	55	-	103	-	64	M16x16	2.51
408.07.25.160.L	BBT40	25	160	55	59	133	88	64	M16x16	3.09
408.07.25.200.L	BBT40	25	200	55	59	173	120	64	M16x16	3.78

DIN 1835-B

Veldon Sıkma Cıvatası
Clamping Screw Veldon DIN 1835 B



YP-10


BBT-21

BBT

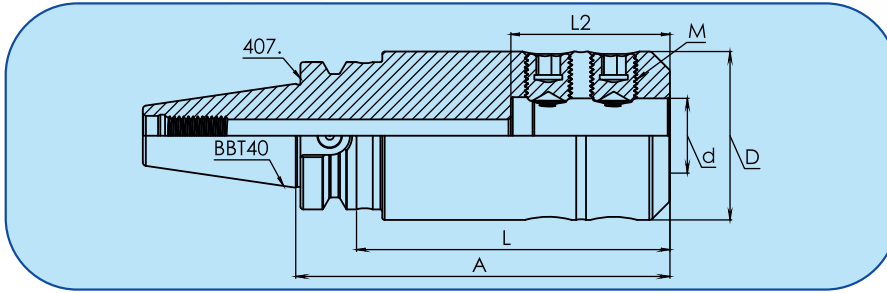
BBT40 32 mm Veldon Tutucu 32 mm End Mill Holder



AD - 407



AD/B - 408

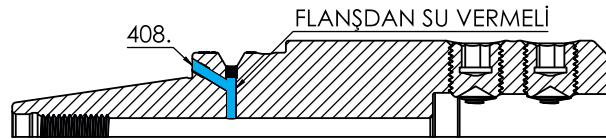


MAS 403 BBT

Sipariş Kodu Order Code	BBT Tipi BBT Type	Ölçüler (Dimensions)						Ağırlık Weight (KG)
		d	A	D	L	L2	M	
407.07.32.100	BBT40	32	100	72	73	68	M20x20	2.67
407.07.32.130	BBT40	32	130	72	103	68	M20x20	3.58
407.07.32.160	BBT40	32	160	72	133	68	M20x20	4.50

- JIS B 6339
(MAS 403 BBT)
- DIN 1835-B
- HRC 58±2
-
- (H4)
- DIN 1835-B
-
- STANDARD
G 2.5
25.000
max
Üstünlük
- CHIP

BBT



Sipariş Kodu Order Code	BBT Tipi BBT Type	Ölçüler (Dimensions)						Ağırlık Weight (KG)
		d	A	D	L	L2	M	
408.07.32.100	BBT40	32	100	72	73	68	M20x20	2.66
408.07.32.130	BBT40	32	130	72	103	68	M20x20	3.58
408.07.32.160	BBT40	32	160	72	133	68	M20x20	4.50

DIN 1835-B



YP-10

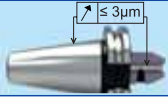
Veldon Sıkma Civatası
Clamping Screw Veldon DIN 1835 B

BBT-22

JIS B 6339
(MAS 403 BBT)

DIN 1835-B

HRC 58±2




H4

DIN 1835-B



STANDARD
G 2,5
25.000
mm
1/8"±0,01mm

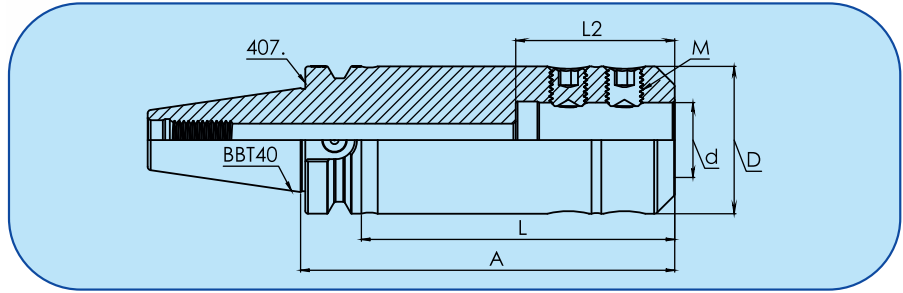
CHIP



AD/B - 408

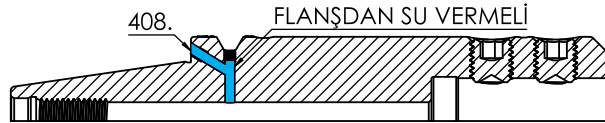


AD - 407



MAS 403 BBT

Sipariş Kodu Order Code	BBT Tipi BBT Type	Ölçüler (Dimensions)						Ağırlık Weight (KG)
		d	A	D	L	L2	M	
407.07.32.75.L	BBT40	32	75	63	48	68	M16x16	1.63
407.07.32.100.L	BBT40	32	100	63	73	68	M16x16	2.21
407.07.32.130.L	BBT40	32	130	63	103	68	M16x16	2.90
407.07.32.160.L	BBT40	32	160	63	133	68	M16x16	3.59



Sipariş Kodu Order Code	BBT Tipi BBT Type	Ölçüler (Dimensions)						Ağırlık Weight (KG)
		d	A	D	L	L2	M	
408.07.32.75.L	BBT40	32	75	63	48	68	M16x16	1.63
408.07.32.100.L	BBT40	32	100	63	73	68	M16x16	2.21
408.07.32.130.L	BBT40	32	130	63	103	68	M16x16	2.90
408.07.32.160.L	BBT40	32	160	63	133	68	M16x16	3.59

BBT-23

DIN 1835-B

Veldon Sıkma Cıvatası
Clamping Screw Veldon DIN 1835 B




YP-10

BBT40 40 mm Veldon Tutucu 40 mm End Mill Holder

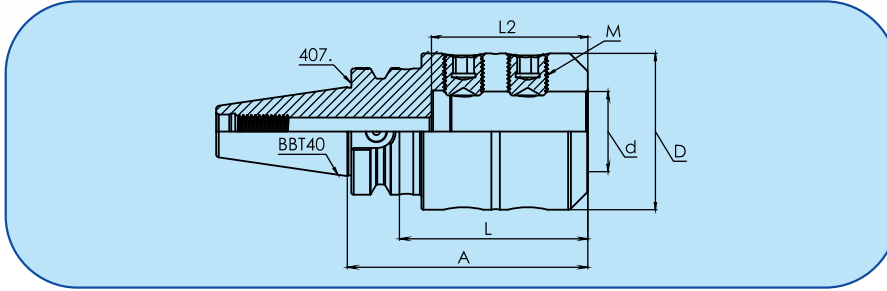
TR TEKOMA®
HASSAS TUTUCU TAKIMLARI
www.tekoma.com.tr



AD - 407



AD/B - 408



MAS 403 BBT

Sipariş Kodu Order Code	BBT Tipi BBT Type	Ölçüler (Dimensions)						Ağırlık Weight (KG)
		d	A	D	L	L2	M	
407.07.40.120	BBT40	40	120	78	93	78	M20x20	3.36

JIS B 6339
(MAS 403 BBT)

DIN 1835-B

HRC 58±2

$\leq 3\mu\text{m}$

(H4)

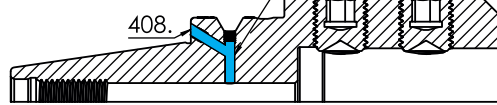
DIN 1835-B

STANDARD
G 2.5
25.000
mm³
Ustigma

CHIP

BBT

FLANŞDAN SU VERMELİ



Sipariş Kodu Order Code	BBT Tipi BBT Type	Ölçüler (Dimensions)						Ağırlık Weight (KG)
		d	A	D	L	L2	M	
408.07.40.120	BBT40	40	120	78	93	78	M20x20	3.36

DIN 1835-B



YP-10

Veldon Sıkma Civatası
Clamping Screw Veldon DIN 1835 B

BBT-24

TEKOMA Sipariş Kodu Sistemi

407.11.16.100.S

407 . 11 . 16 . 100 . S
BBT40 Merkezden Soğutmalı Vidalı Tutucu Max. takım Tutucu Ekstra
Soğutmalı bağlama çapı Uzunluğu Özellik

300 SK30 Merkezden Soğutmalı
304 SK30 Router Tutucusu

400 SK40 Merkezden Soğutmalı
401 SK40 Flanşdan soğutmalı

405 BT40 Merkezden Soğutmalı
406 BT40 Flanşdan soğutmalı
407 BBT40 Alın taşlamalı

408 BBT40 Alın taşlamalı Flanşdan soğutmalı

505 BT50 Merkezden Soğutmalı
506 BT50 Flanşdan soğutmalı

M - Mini kapak
6K - Altı köşe kapak
K - Kanaldan su verme
L - Hafifletilmiş
S - İnce Cidarlı

01 - ER tipi pens başlığı
07 - Veldon tutucu
11 - Vidalı tutucu
17 - Alın kamalı malafa
19 - Kombine malafa
21 - Özel takım Ham bara
22 - Fener mili konik master
27 - Klavuz çekme başlığı
40 - Çektirme civatası

TEKOMA Order Code System

407.11.16.100.S

407 . 11 . 16 . 100 . S
BBT40 Central Milling Cutter Arbors Max. Tool Holder Extra
Cooled for Screw-on Type Clamping Diameter Length Feature
Milling Cutters

300 SK30 Central Cooled
304 SK30 Router Holder

400 SK40 Central Cooled
401 SK40 Flange Coolant Channels

405 BT40 Central Cooled
406 BT40 Flange Coolant Channels
407 BBT40 Face Contact Central Cooled
408 BBT40 Face Contact Flange Coolant Channels

505 BT50 Central Cooled
506 BT50 Flange Coolant Channels

M - Clamping Nut ER Mini
6K - Hexagon Clamping Nuts
K - Coolant Channels
L - Light
S - Slimline Design


01 - ER Type Collet Chucks
07 - End Mill Holder
11 - Milling Cutter Arbors for
Screw-on Type Milling Cutters
17 - Shell Mill Holder for Cutters
with driving slot
19 - Combi Shell Mill Holder
21 - Boring Bar Blanks For The
Production Of Special Tools
22 - Test Arbors
27- Quick-Change Tapping Chucks
Without Length Compensation
40- Pullstuds

BBT40 8 Metrik Vidalı Takım Tutucu

8 Metric Milling Arbors For Screw-in Cutters




AD - 407



AD/B - 408

JIS B 6339
(MAS 403 BBT)

HRC 58±2

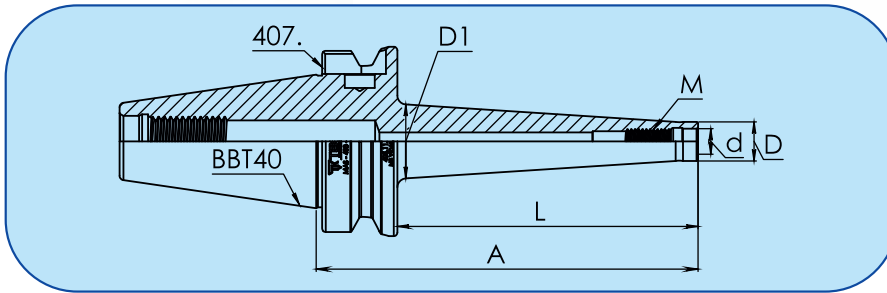


H5



STANDARD
G 2.5
25.000
min⁻¹
Us/1gmin

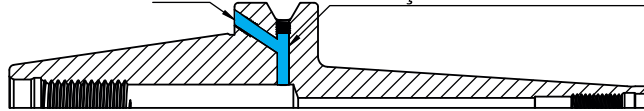
CHIP



MAS 403 BBT

Sipariş Kodu Order Code	BBT Tipi BBT Type	Ölçüler (Dimensions)						Ağırlık Weight (KG)
		M	A	L	d	D	D1	
407.11.08.52	BBT40	M8	52	25	8.5	13	15	0.98
407.11.08.77	BBT40	M8	77	50	8.5	13	22.5	1.04
407.11.08.102	BBT40	M8	102	75	8.5	13	23	1.09
407.11.08.127	BBT40	M8	127	100	8.5	13	25	1.16

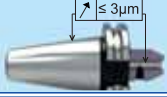
408. FLANŞDAN SU VERMELİ



Sipariş Kodu Order Code	BBT Tipi BBT Type	Ölçüler (Dimensions)						Ağırlık Weight (KG)
		M	A	L	d	D	D1	
408.11.08.52	BBT40	M8	52	25	8.5	13	15	0.98
408.11.08.77	BBT40	M8	77	50	8.5	13	22.5	1.04
408.11.08.102	BBT40	M8	102	75	8.5	13	23	1.09
408.11.08.127	BBT40	M8	127	100	8.5	13	25	1.16

JIS B 6339
(MAS 403 BBT)

HRC 58±2




H5



STANDARD
G 2.5
25.000
min
Us/1gmm

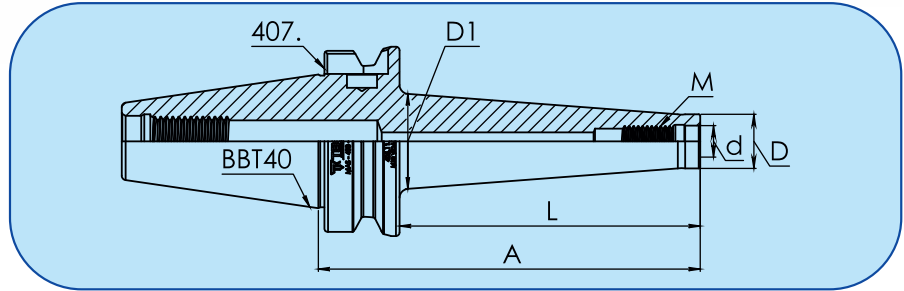
CHIP



AD/B - 408



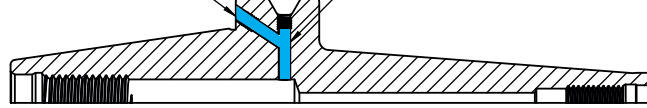
AD - 407



MAS 403 BBT

Sipariş Kodu Order Code	BBT Tipi BBT Type	Ölçüler (Dimensions)						Ağırlık Weight (KG)
		M	A	L	d	D	D1	
407.11.10.52	BBT40	M10	52	25	10.5	18	20	1.00
407.11.10.77	BBT40	M10	77	50	10.5	18	23	1.07
407.11.10.102	BBT40	M10	102	75	10.5	18	28	1.18
407.11.10.127	BBT40	M10	127	100	10.5	18	32	1.31
407.11.10.152	BBT40	M10	152	125	10.5	18	34	1.40
407.11.10.177	BBT40	M10	177	150	10.5	18	36	1.62


408. FLANŞDAN SU VERMELİ



Sipariş Kodu Order Code	BBT Tipi BBT Type	Ölçüler (Dimensions)						Ağırlık Weight (KG)
		M	A	L	d	D	D1	
408.11.10.52	BBT40	M10	52	25	10.5	18	20	1.00
408.11.10.77	BBT40	M10	77	50	10.5	18	23	1.07
408.11.10.102	BBT40	M10	102	75	10.5	18	28	1.18
408.11.10.127	BBT40	M10	127	100	10.5	18	32	1.31
408.11.10.152	BBT40	M10	152	125	10.5	18	34	1.40
408.11.10.177	BBT40	M10	177	150	10.5	18	36	1.62

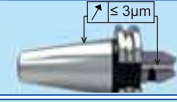
BBT40 12 Metrik Vidalı Takım Tutucu

12 Metric Milling Arbors For Screw-in Cutters



JIS B 6339
(MAS 403 BBT)

HRC 58±2

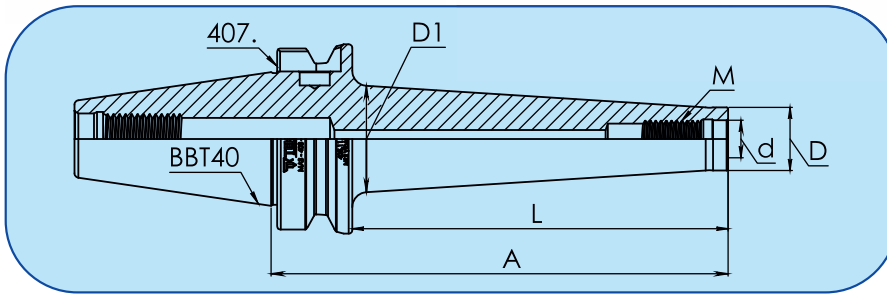


H5



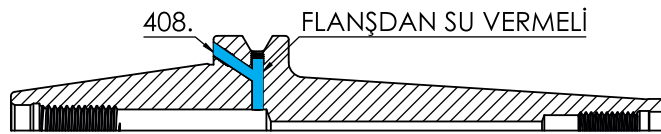
STANDARD
G 2.5
25.000
min⁻¹
Us/1gmin

CHIP



MAS 403 BBT

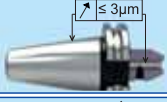
Sipariş Kodu Order Code	BBT Tipi BBT Type	Ölçüler (Dimensions)						Ağırlık Weight (KG)
		M	A	L	d	D	D1	
407.11.12.52	BBT40	M12	52	25	12.5	21	24	1.02
407.11.12.77	BBT40	M12	77	50	12.5	21	24	1.08
407.11.12.102	BBT40	M12	102	75	12.5	21	31	1.23
407.11.12.127	BBT40	M12	127	100	12.5	21	33	1.37
407.11.12.152	BBT40	M12	152	125	12.5	21	35.5	1.54
407.11.12.177	BBT40	M12	177	150	12.5	21	39.5	1.78



Sipariş Kodu Order Code	BBT Tipi BBT Type	Ölçüler (Dimensions)						Ağırlık Weight (KG)
		M	A	L	d	D	D1	
408.11.12.52	BBT40	M12	52	25	12.5	21	24	1.02
408.11.12.77	BBT40	M12	77	50	12.5	21	24	1.08
408.11.12.102	BBT40	M12	102	75	12.5	21	31	1.23
408.11.12.127	BBT40	M12	127	100	12.5	21	33	1.37
408.11.12.152	BBT40	M12	152	125	12.5	21	35.5	1.54
408.11.12.177	BBT40	M12	177	150	12.5	21	39.5	1.78

JIS B 6339
(MAS 403 BBT)

HRC 58±2




H5



STANDARD
G 2.5
25.000
min⁻¹
Ust/gmm

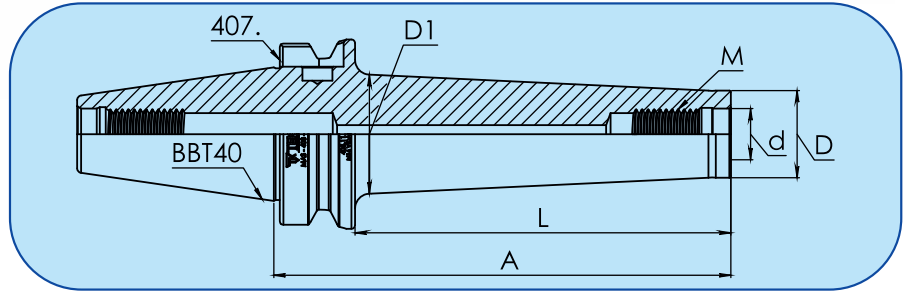
CHIP



AD/B - 408

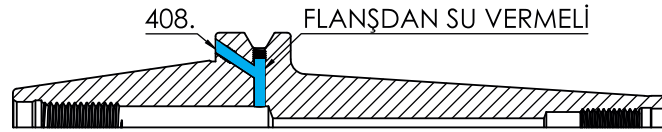


AD - 407



MAS 403 BBT

Sipariş Kodu Order Code	BBT Tipi BBT Type	Ölçüler (Dimensions)						Ağırlık Weight (KG)
		M	A	L	d	D	D1	
407.11.16.52	BBT40	M16	52	25	17	29	-	1.05
407.11.16.77	BBT40	M16	77	50	17	29	34	1.20
407.11.16.102	BBT40	M16	102	75	17	29	34	1.35
407.11.16.127	BBT40	M16	127	100	17	29	36	1.54
407.11.16.152	BBT40	M16	152	125	17	29	40	1.80
407.11.16.177	BBT40	M16	177	150	17	29	42.5	2.06




Sipariş Kodu Order Code	BBT Tipi BBT Type	Ölçüler (Dimensions)						Ağırlık Weight (KG)
		M	A	L	d	D	D1	
408.11.16.52	BBT40	M16	52	25	17	29	-	1.05
408.11.16.77	BBT40	M16	77	50	17	29	34	1.20
408.11.16.102	BBT40	M16	102	75	17	29	34	1.35
408.11.16.127	BBT40	M16	127	100	17	29	36	1.54
408.11.16.152	BBT40	M16	152	125	17	29	40	1.80
408.11.16.177	BBT40	M16	177	150	17	29	42.5	2.06

BBT40 12 Metrik Vidalı Takım Tutucu İnce Cidarlı 12 Metric Milling Arbors For Screw-in Cutters

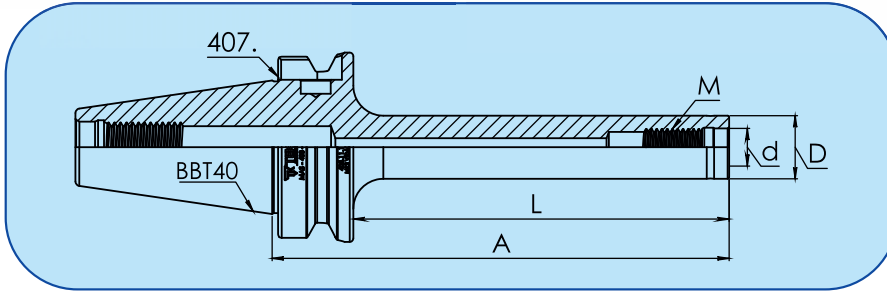
TR **TEKOMA**[®]
HASSAS TUTUCU TAKIMLARI
www.tekoma.com.tr



AD - 407



AD/B - 408

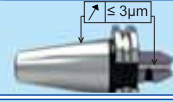


MAS 403 BBT

Sipariş Kodu Order Code	BBT Tipi BBT Type	Ölçüler (Dimensions)					Ağırlık Weight (KG)
		M	A	L	d	D	
407.11.12.102.5	BBT40	M12	102	75	12.5	21	1.13
407.11.12.127.5	BBT40	M12	127	100	12.5	21	1.19
407.11.12.152.5	BBT40	M12	152	125	12.5	21	1.26
407.11.12.177.5	BBT40	M12	177	150	12.5	21	1.33

JIS B 6339
(MAS 403 BBT)

HRC 58±2



H5

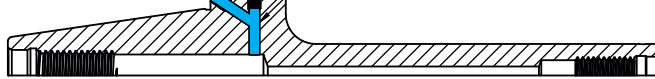


STANDARD
G 2.5
25.000
min⁻¹
Us/1gmin

CHIP

BBT

408. FLANŞDAN SU VERMELİ

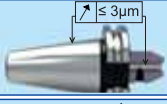


Sipariş Kodu Order Code	BBT Tipi BBT Type	Ölçüler (Dimensions)					Ağırlık Weight (KG)
		M	A	L	d	D	
408.11.12.102.5	BBT40	M12	102	75	12.5	21	1.13
408.11.12.127.5	BBT40	M12	127	100	12.5	21	1.19
408.11.12.152.5	BBT40	M12	152	125	12.5	21	1.26
408.11.12.177.5	BBT40	M12	177	150	12.5	21	1.33

BBT-30

JIS B 6339
(MAS 403 BBT)

HRC 58±2




H5



STANDARD
G 2.5
25.000
min⁻¹
Uz/1gmm

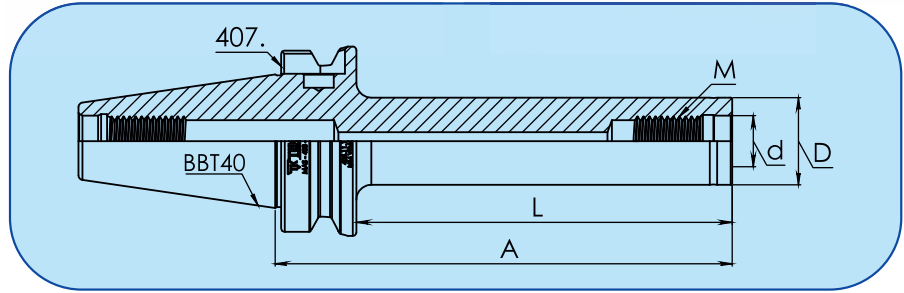
CHIP



AD/B - 408

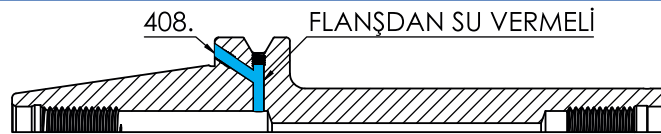


AD - 407



MAS 403 BBT

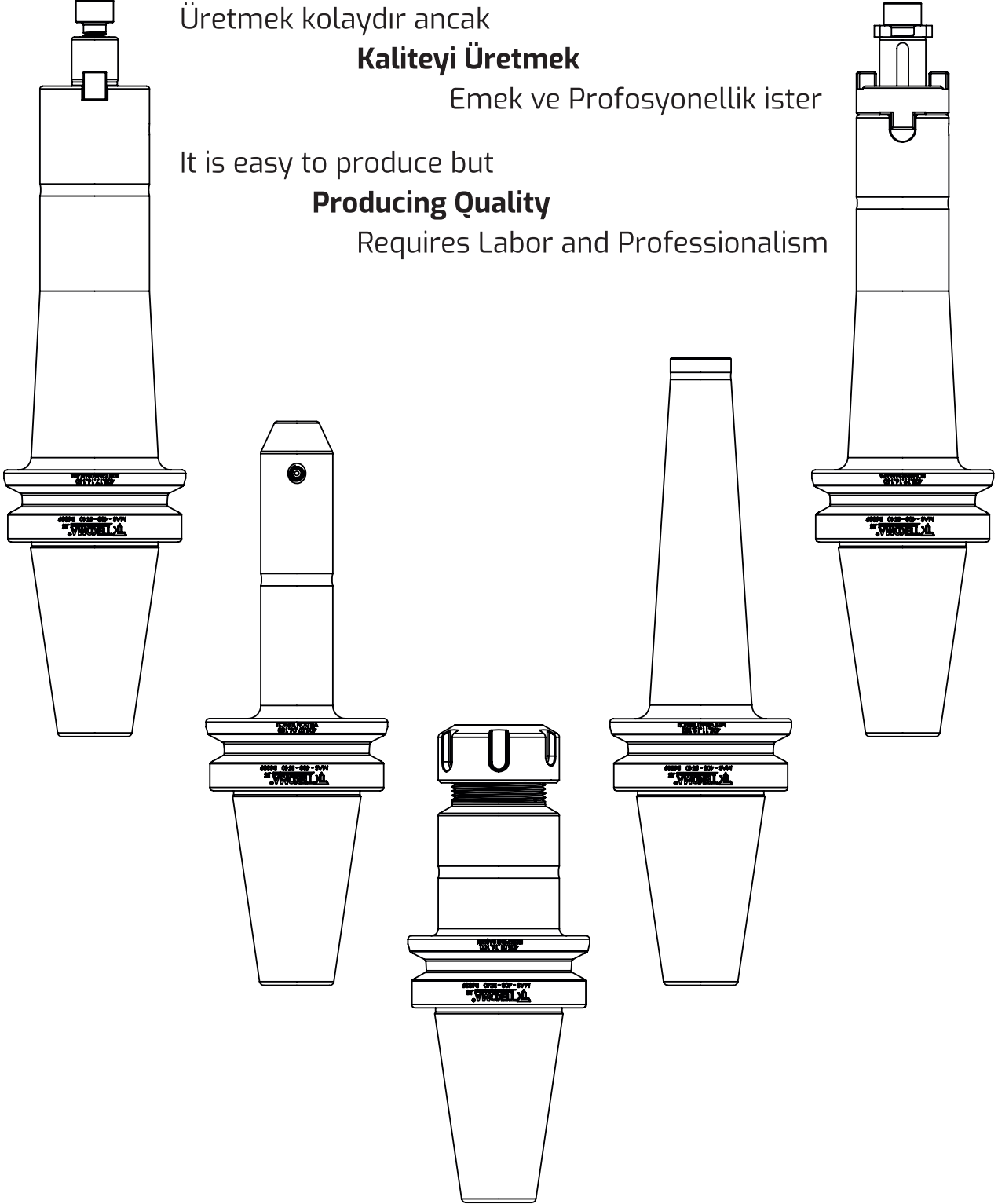
Sipariş Kodu Order Code	BBT Tipi BBT Type	Ölçüler (Dimensions)					Ağırlık Weight (KG)
		M	A	L	d	D	
407.11.16.102.5	BBT40	M16	102	75	17	29	1.29
407.11.16.127.5	BBT40	M16	127	100	17	29	1.41
407.11.16.152.5	BBT40	M16	152	125	17	29	1.54
407.11.16.177.5	BBT40	M16	177	150	17	29	1.66



Sipariş Kodu Order Code	BBT Tipi BBT Type	Ölçüler (Dimensions)					Ağırlık Weight (KG)
		M	A	L	d	D	
408.11.16.102.5	BBT40	M16	102	75	17	29	1.29
408.11.16.127.5	BBT40	M16	127	100	17	29	1.41
408.11.16.152.5	BBT40	M16	152	125	17	29	1.54
408.11.16.177.5	BBT40	M16	177	150	17	29	1.66

Üretmek kolaydır ancak
Kaliteyi Üretmek
Emek ve Profesyonellik ister

It is easy to produce but
Producing Quality
Requires Labor and Professionalism



TEKOMA Sipariş Kodu Sistemi

407.17.27.100.K

407 . 17 . 27 . 100 . K
BBT40 Merkezden Soğutmalı Alın Kamalı Malafa Max. takım bağlama çapı Tutucu Uzunluğu Ekstra Özellik

300 SK30 Merkezden Soğutmalı
304 SK30 Router Tutucusu

400 SK40 Merkezden Soğutmalı
401 SK40 Flanşdan soğutmalı

405 BT40 Merkezden Soğutmalı
406 BT40 Flanşdan soğutmalı
407 BBT40 Alın taşlamalı
408 BBT40 Alın taşlamalı Flanşdan soğutmalı

505 BT50 Merkezden Soğutmalı
506 BT50 Flanşdan soğutmalı

M - Mini kapak
6K - Altı köşe kapak
K - Kanaldan su verme
L - Hafifletilmiş
S - İnce Cidarlı

01 - ER tipi pens başlığı
07 - Veldon tutucu
11 - Vidalı tutucu
17 - Alın kamalı malafa
19 - Kombine malafa
21 - Özel takım Ham bara
22 - Fener mili konik master
27 - Klavuz çekme başlığı
40 - Çektirme civatası

TEKOMA Order Code System

407.17.27.100.K

407 . 17 . 27 . 100 . K
BBT40 Central Cooled Shell Mill Holder for Cutters with driving slot Max. Tool Clamping Diameter Holder Length Extra Feature

300 SK30 Central Cooled
304 SK30 Router Holder

400 SK40 Central Cooled
401 SK40 Flange Coolant Channels

405 BT40 Central Cooled
406 BT40 Flange Coolant Channels
407 BBT40 Face Contact Central Cooled
408 BBT40 Face Contact Flange Coolant Channels

505 BT50 Central Cooled
506 BT50 Flange Coolant Channels

M - Clamping Nut ER Mini
6K - Hexagon Clamping Nuts
K - Coolant Channels
L - Light
S - Slimline Design

01 - ER Type Collet Chucks
07 - End Mill Holder
11 - Milling Cutter Arbors for Screw-on Type Milling Cutters
17 - Shell Mill Holder for Cutters with driving slot
19 - Combi Shell Mill Holder
21 - Boring Bar Blanks For The Production Of Special Tools
22 - Test Arbors
27- Quick-Change Tapping Chucks Without Length Compensation
40- Pullstuds


BBT40 16 mm Alın Kamalı Malafa

16 mm Shell Mill Holder
For Cutters With Driving Slot

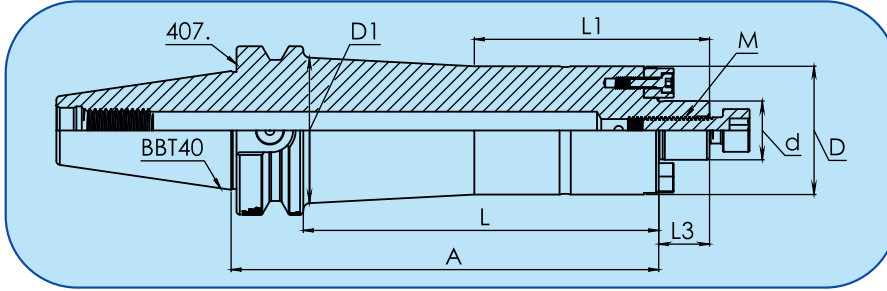
TR **TEKOMA**[®]
HASSAS TUTUCU TAKIMLARI
www.tekoma.com.tr



AD - 407

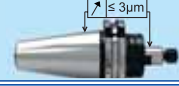


AD/B - 408



JIS B 6339
(MAS 403 BBT)

HRC 58±2



h6



STANDARD
G 2.5
25.000
min⁻¹
U¿1mm

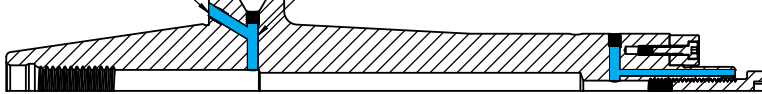
CHIP

BBT

MAS 403 BBT

Sipariş Kodu Order Code	BBT Tipi BBT Type	Ölçüler (Dimensions)								Ağırlık Weight (KG)
		d	A	D	D1	L	L1	L3	M	
407.17.16.40	BBT40	16	40	38	-	13	-	17	M8x25	1.16
407.17.16.60	BBT40	16	60	38	-	33	-	17	M8x25	1.25
407.17.16.100	BBT40	16	100	38	-	73	-	17	M8x25	1.69
407.17.16.130	BBT40	16	130	38	-	103	-	17	M8x25	1.98
407.17.16.160	BBT40	16	160	38	44	133	88	17	M8x25	2.32
407.17.16.200	BBT40	16	200	38	45	173	120	17	M8x25	2.71

408. FLANŞDAN SU VERMELİ



Sipariş Kodu Order Code	BBT Tipi BBT Type	Ölçüler (Dimensions)								Ağırlık Weight (KG)
		d	A	D	D1	L	L1	L3	M	
408.17.16.40	BBT40	16	40	38	-	13	-	17	M8x25	1.13
408.17.16.60	BBT40	16	60	38	-	33	-	17	M8x25	1.25
408.17.16.100	BBT40	16	100	38	-	73	-	17	M8x25	1.64
408.17.16.130	BBT40	16	130	38	-	103	-	17	M8x25	1.91
408.17.16.160	BBT40	16	160	38	44	133	88	17	M8x25	2.24
408.17.16.200	BBT40	16	200	38	45	173	120	17	M8x25	2.70



Vidalı Kama
Drive Key

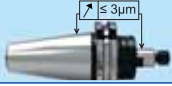


Vida
Drawn in Bolt

BBT-33

JIS B 6339
(MAS 403 BBT)

HRC 58±2




h6



STANDARD
G 2.5
25.000
min⁻¹
Us1gmm

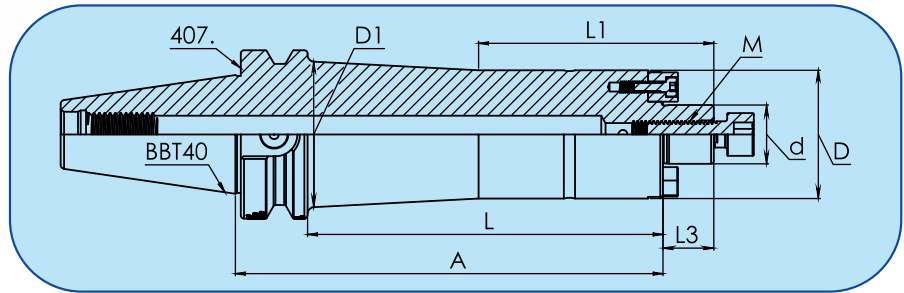
CHIP



AD/B - 408

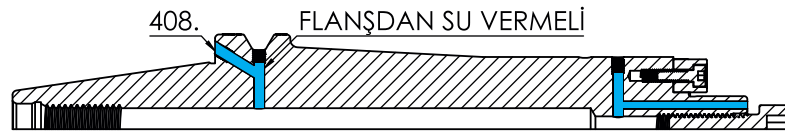


AD - 407



MAS 403 BBT

Sipariş Kodu Order Code	BBT Tipi BBT Type	Ölçüler (Dimensions)								Ağırlık Weight (KG)
		d	A	D	D1	L	L1	L3	M	
407.17.22.40	BBT40	22	40	48	-	13	-	19	M10x30	1.27
407.17.22.60	BBT40	22	60	48	-	33	-	19	M10x30	1.45
407.17.22.100	BBT40	22	100	48	-	73	-	19	M10x30	2.12
407.17.22.130	BBT40	22	130	48	-	103	-	19	M10x30	2.54
407.17.22.160	BBT40	22	160	48	54.5	133	88	19	M10x30	3.09
407.17.22.200	BBT40	22	200	48	55.5	173	120	19	M10x30	3.69



Sipariş Kodu Order Code	BBT Tipi BBT Type	Ölçüler (Dimensions)								Ağırlık Weight (KG)
		d	A	D	D1	L	L1	L3	M	
408.17.22.40	BBT40	22	40	48	-	13	-	19	M10x30	1.23
408.17.22.60	BBT40	22	60	48	-	33	-	19	M10x30	1.45
408.17.22.100	BBT40	22	100	48	-	73	-	19	M10x30	2.02
408.17.22.130	BBT40	22	130	48	-	103	-	19	M10x30	2.42
408.17.22.160	BBT40	22	160	48	54.5	133	88	19	M10x30	2.94
408.17.22.200	BBT40	22	200	48	55.5	173	120	19	M10x30	3.68

BBT-34




BBT40 27 mm Alın Kamalı Malafa

27 mm Shell Mill Holder
For Cutters With Driving Slot

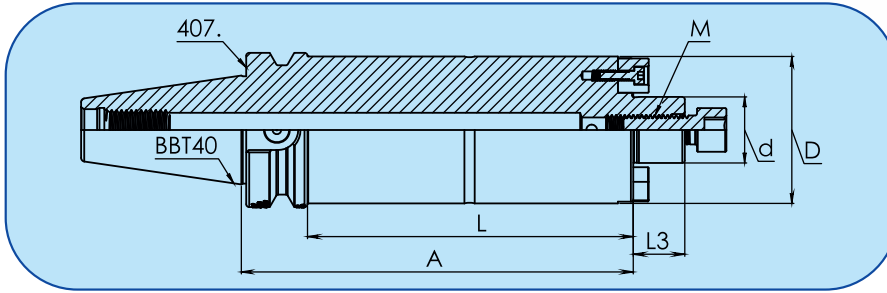
TR **TEKOMA**[®]
HASSAS TUTUCU TAKIMLARI
www.tekoma.com.tr



AD - 407



AD/B - 408

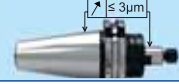


MAS 403 BBT

Sipariş Kodu Order Code	BBT Tipi BBT Type	Ölçüler (Dimensions)						Ağırlık Weight (KG)
		d	A	D	L	L3	M	
407.17.27.40	BBT40	27	40	60	13	21	M12x30	1.43
407.17.27.60	BBT40	27	60	60	33	21	M12x30	1.75
407.17.27.100	BBT40	27	100	60	73	21	M12x30	2.75
407.17.27.130	BBT40	27	130	60	103	21	M12x30	3.41
407.17.27.160	BBT40	27	160	60	133	21	M12x30	4.07
407.17.27.200	BBT40	27	200	60	173	21	M12x30	4.96

JIS B 6339
(MAS 403 BBT)

HRC 58±2



h6



STANDARD
G 2.5
25.000
min⁻¹
US 1µm

CHIP

BBT



Sipariş Kodu Order Code	BBT Tipi BBT Type	Ölçüler (Dimensions)						Ağırlık Weight (KG)
		d	A	D	L	L3	M	
408.17.27.40	BBT40	27	40	60	13	21	M12x30	1.43
408.17.27.60	BBT40	27	60	60	33	21	M12x30	1.75
408.17.27.100	BBT40	27	100	60	73	21	M12x30	2.75
408.17.27.130	BBT40	27	130	60	103	21	M12x30	3.41
408.17.27.160	BBT40	27	160	60	133	21	M12x30	4.07
408.17.27.200	BBT40	27	200	60	173	21	M12x30	4.96



Vidalı Kama
Drive Key

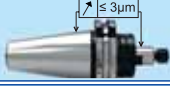


Vida
Drawn in Bolt

BBT-35

JIS B 6339
(MAS 403 BBT)

HRC 58±2




h6



STANDARD
G 2.5
25.000
min⁻¹
U≤1grmm

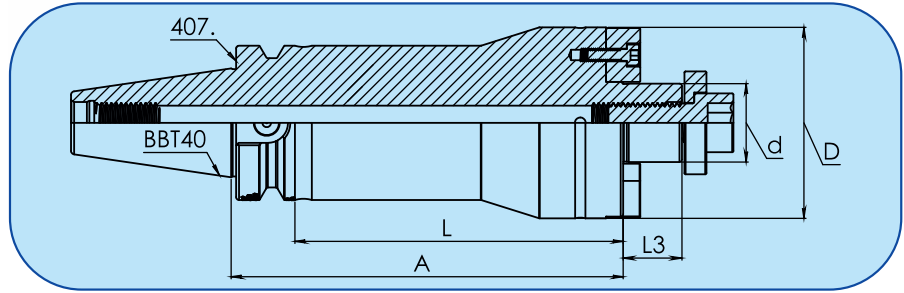
CHIP



AD/B - 408

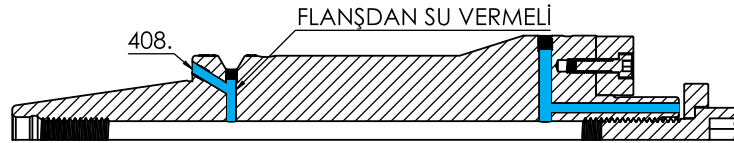


AD - 407




MAS 403 BBT

Sipariş Kodu Order Code	BBT Tipi BBT Type	Ölçüler (Dimensions)						Ağırlık Weight (KG)
		d	A	D	L	L3	M	
407.17.32.50	BBT40	32	50	78	23	24	M16x35	1.95
407.17.32.100	BBT40	32	100	78	73	24	M16x35	3.81
407.17.32.130	BBT40	32	130	78	103	24	M16x35	4.92
407.17.32.160	BBT40	32	160	78	133	24	M16x35	6.04
407.17.32.200	BBT40	32	200	78	173	24	M16x35	7.53



Sipariş Kodu Order Code	BBT Tipi BBT Type	Ölçüler (Dimensions)						Ağırlık Weight (KG)
		d	A	D	L	L3	M	
408.17.32.50	BBT40	32	50	78	23	24	M16x35	1.89
408.17.32.100	BBT40	32	100	78	73	24	M16x35	3.70
408.17.32.130	BBT40	32	130	78	103	24	M16x35	4.79
408.17.32.160	BBT40	32	160	78	133	24	M16x35	5.88
408.17.32.200	BBT40	32	200	78	173	24	M16x35	7.52




BBT40 40 mm Alın Kamalı Malafa

40 mm Shell Mill Holder
For Cutters With Driving Slot

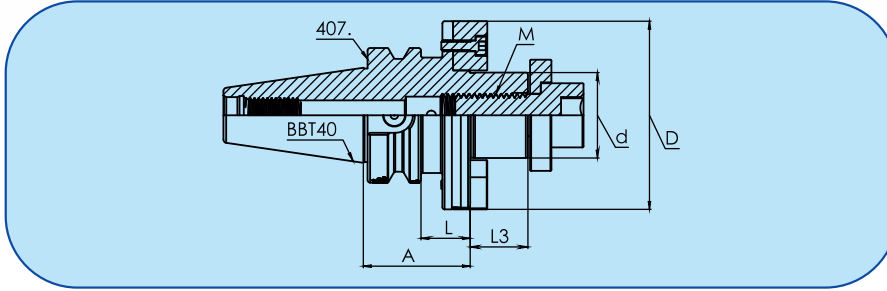
TR **TEKOMA**[®]
HASSAS TUTUCU TAKIMLARI
www.tekoma.com.tr



AD - 407



AD/B - 408

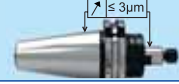


MAS 403 BBT

Sipariş Kodu Order Code	BBT Tipi BBT Type	Ölçüler (Dimensions)						Ağırlık Weight (KG)
		d	A	D	L	L3	M	
407.17.40.50	BBT40	40	50	88	23	27	M20x40	2.15

JIS B 6339
(MAS 403 BBT)

HRC 58±2



h6



STANDARD
G 2.5
25.000
min⁻¹
US 1gmm

CHIP

BBT

FLANŞDAN SU VERMELİ



Sipariş Kodu Order Code	BBT Tipi BBT Type	Ölçüler (Dimensions)						Ağırlık Weight (KG)
		d	A	D	L	L3	M	
408.17.40.50	BBT40	40	50	88	23	27	M20x40	2.09



Vidalı Kama
Drive Key

YP-9



Vida
Drawn in Bolt

YP-9

BBT-37


Soğutma Sıvısı Yoktur

No Coolant




İçten soğutmalı kesici takımlar için
tutucunun en uç kısmında yer alan soğutma delikleri

With coolant exit bores on the end f
ace for milling cutters with central cooling



Soğutma verme için
alın yüzeyinde gerektiğinde kapatılabilen kanallar

Coolant channels
on the collar which can be sealed again



BBT40 16 mm Su Kanallı Alın Kamalı Malafa

16 mm Shell Mill Holder For Cutters With Driving Slot With Coolant Channel

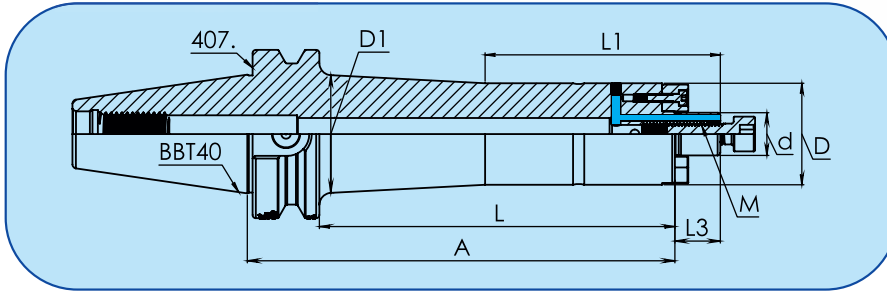
TR **TEKOMA**[®]
HASSAS TUTUCU TAKIMLARI
www.tekoma.com.tr



AD - 407

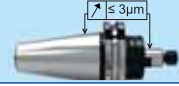


AD - 407



JIS B 6339
(MAS 403 BBT)

HRC 58±2



h6



STANDARD
G 2.5
25.000
min⁻¹
U±1gmm

CHIP

BBT

MAS 403 BBT

Sipariş Kodu Order Code	BBT Tipi BBT Type	Ölçüler (Dimensions)								Ağırlık Weight (KG)
		d	A	D	D1	L	L1	L3	M	
407.17.16.40.K	BBT40	16	40	38	-	13	-	17	M8x25	1.16
407.17.16.60.K	BBT40	16	60	38	-	33	-	17	M8x25	1.25
407.17.16.100.K	BBT40	16	100	38	-	73	-	17	M8x25	1.69
407.17.16.130.K	BBT40	16	130	38	-	103	-	17	M8x25	1.98
407.17.16.160.K	BBT40	16	160	38	44	133	88	17	M8x25	2.32
407.17.16.200.K	BBT40	16	200	38	45	173	120	17	M8x25	2.71



Vidalı Kama
Drive Key

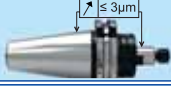


Vida
Drawn in Bolt

BBT-39

JIS B 6339
(MAS 403 BBT)

HRC 58±2



h6



STANDARD
G 2.5
25.000
min⁻¹
Us1gmm

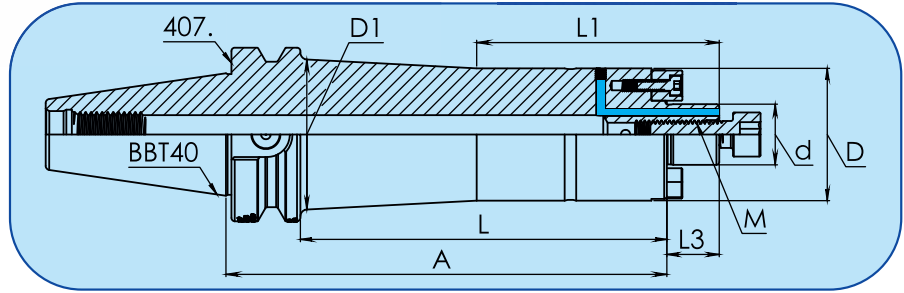
CHIP



AD - 407



AD - 407



MAS 403 BBT

Sipariş Kodu Order Code	BBT Tipi BBT Type	Ölçüler (Dimensions)								Ağırlık Weight (KG)
		d	A	D	D1	L	L1	L3	M	
407.17.22.40.K	BBT40	22	40	48	-	13	-	19	M10x30	1.27
407.17.22.60.K	BBT40	22	60	48	-	33	-	19	M10x30	1.45
407.17.22.100.K	BBT40	22	100	48	-	73	-	19	M10x30	2.12
407.17.22.130.K	BBT40	22	130	48	-	103	-	19	M10x30	2.54
407.17.22.160.K	BBT40	22	160	48	54.5	133	88	19	M10x30	3.09
407.17.22.200.K	BBT40	22	200	48	55.5	173	120	19	M10x30	3.69

BBT-40



Vidalı Kama
Drive Key

YP-9



Vida
Drawn in Bolt


YP-9

BBT40 27 mm Su Kanallı Alın Kamalı Malafa
27 mm Shell Mill Holder For Cutters
With Driving Slot With Coolant Channel

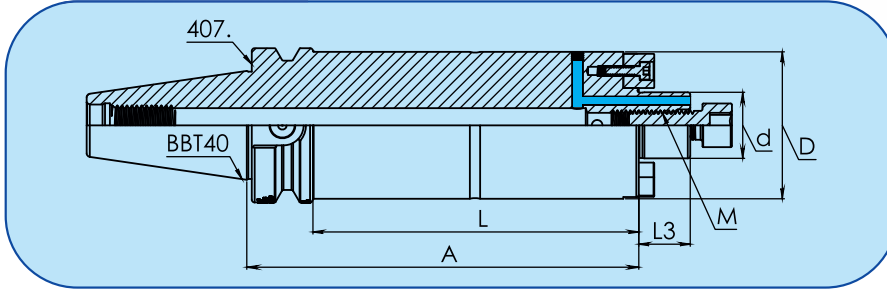
TR TEKOMA®
HASSAS TUTUCU TAKIMLARI
www.tekoma.com.tr



AD - 407

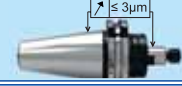


AD - 407



JIS B 6339
(MAS 403 BBT)

HRC 58±2



h6



STANDARD
G 2.5
25.000
min⁻¹
U≤1gmm

CHIP

BBT

MAS 403 BBT

Sipariş Kodu Order Code	BBT Tipi BBT Type	Ölçüler (Dimensions)						Ağırlık Weight (KG)
		d	A	D	L	L3	M	
407.17.27.40.K	BBT40	27	40	60	13	21	M12x30	1.43
407.17.27.60.K	BBT40	27	60	60	33	21	M12x30	1.75
407.17.27.100.K	BBT40	27	100	60	73	21	M12x30	2.75
407.17.27.130.K	BBT40	27	130	60	103	21	M12x30	3.41
407.17.27.160.K	BBT40	27	160	60	133	21	M12x30	4.07
407.17.27.200.K	BBT40	27	200	60	173	21	M12x30	4.96



Vidalı Kama
Drive Key

YP-9



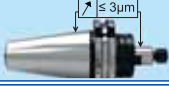
Vida
Drawn in Bolt

YP-9

BBT-41

JIS B 6339
(MAS 403 BBT)

HRC 58±2




h6



STANDARD
G 2.5
25.000
min⁻¹
Us1gmm

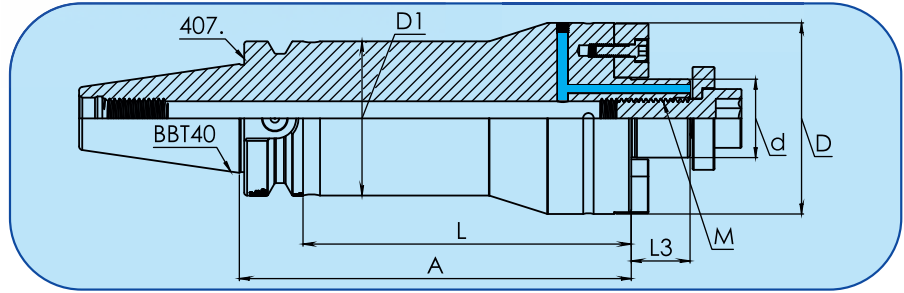
CHIP



AD - 407



AD - 407



MAS 403 BBT

Sipariş Kodu Order Code	BBT Tipi BBT Type	Ölçüler (Dimensions)						Ağırlık Weight (KG)
		d	A	D	L	L3	M	
407.17.32.50.K	BBT40	32	50	78	23	24	M16x35	1.95
407.17.32.100.K	BBT40	32	100	78	73	24	M16x35	3.81
407.17.32.130.K	BBT40	32	130	78	103	24	M16x35	4.92
407.17.32.160.K	BBT40	32	160	78	133	24	M16x35	6.04
407.17.32.200.K	BBT40	32	200	78	173	24	M16x35	7.53

BBT-42



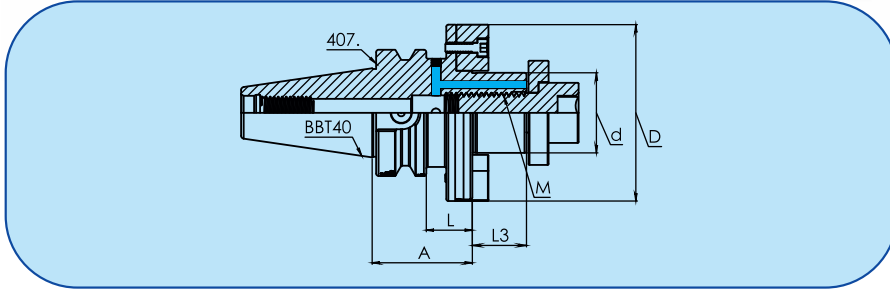

Vidalı Kama
Drive Key



Vida
Drawn in Bolt

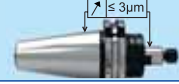
BBT40 40 mm Su Kanallı Alın Kamalı Malafa
40 mm Shell Mill Holder For Cutters With
Driving Slot With Coolant Channel

TR TEKOMA®
HASSAS TUTUCU TAKIMLARI
www.tekoma.com.tr



JIS B 6339
(MAS 403 BBT)

HRC 58±2



h6



CHIP

MAS 403 BBT

Sipariş Kodu Order Code	BBT Tipi BBT Type	Ölçüler (Dimensions)						Ağırlık Weight (KG)
		d	A	D	L	L3	M	
407.17.40.50.K	BBT40	40	50	88	23	27	M20x40	2.15



BBT-43

BBT

TEKOMA Sipariş Kodu Sistemi

407.19.32.100.K

407 . 19 . 32 . 100 . K
BBT40 Merkezden Soğutmalı . Kombine Malafa . Max. takım bağlama çapı . Tutucu Uzunluğu . Ekstra Özellik

300 SK30 Merkezden Soğutmalı
304 SK30 Router Tutucusu

400 SK40 Merkezden Soğutmalı
401 SK40 Flanşdan soğutmalı

405 BT40 Merkezden Soğutmalı
406 BT40 Flanşdan soğutmalı
407 BBT40 Alın taşlamalı
408 BBT40 Alın taşlamalı Flanşdan soğutmalı

505 BT50 Merkezden Soğutmalı
506 BT50 Flanşdan soğutmalı

M - Mini kapak
6K - Altı köşe kapak
K - Kanaldan su verme
L - Hafifletilmiş
S - İnce Cidarlı

01 - ER tipi pens başlığı
07 - Veldon tutucu
11 - Vidalı tutucu
17 - Alın kamalı malafa
19 - Kombine malafa
21 - Özel takım Ham bara
22 - Fener mili konik master
27 - Klavuz çekme başlığı
40 - Çektirme civatası

TEKOMA Order Code System

407.19.32.100.K

407 . 19 . 32 . 100 . K
BBT40 Central Cooled . Combi Shell Mill Holder . Max. Tool Clamping Diameter . Holder Length . Extra Feature

300 SK30 Central Cooled
304 SK30 Router Holder

400 SK40 Central Cooled
401 SK40 Flange Coolant Channels

405 BT40 Central Cooled
406 BT40 Flange Coolant Channels
407 BBT40 Face Contact Central Cooled
408 BBT40 Face Contact Flange Coolant Channels

505 BT50 Central Cooled
506 BT50 Flange Coolant Channels

M - Clamping Nut ER Mini
6K - Hexagon Clamping Nuts
K - Coolant Channels
L - Light
S - Slimline Design


01 - ER Type Collet Chucks
07 - End Mill Holder
11 - Milling Cutter Arbors for Screw-on Type Milling Cutters
17 - Shell Mill Holder for Cutters with driving slot
19 - Combi Shell Mill Holder
21 - Boring Bar Blanks For The Production Of Special Tools
22 - Test Arbors
27 - Quick-Change Tapping Chucks Without Length Compensation
40 - Pullstuds

BBT40 16 mm Kombine Malafa 16 mm Combi Shell Mill Holder

TR TEKOMA®
HASSAS TUTUCU TAKIMLARI
www.tekoma.com.tr



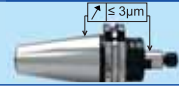
AD - 407



AD/B - 408

JIS B 6339
(MAS 403 BBT)

HRC 58±2

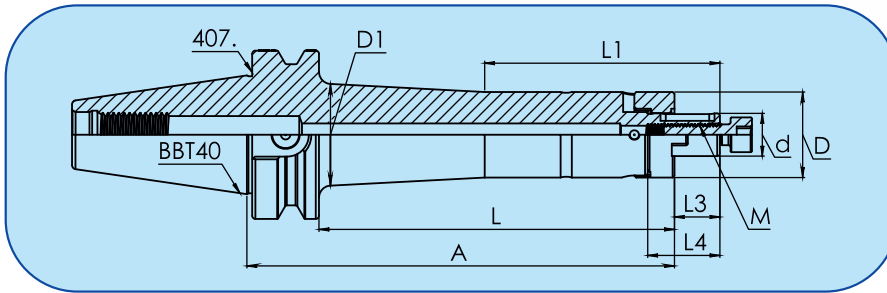


h6



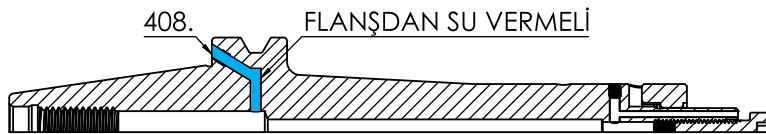
STANDARD
G 2.5
25,000
min⁻¹
U≤1g/min

CHIP



MAS 403 BBT

Sipariş Kodu Order Code	BBT Tipi BBT Type	Ölçüler (Dimensions)									Ağırlık Weight (KG)
		d	A	D	D1	L	L1	L3	L4	M	
407.19.16.55	BBT40	16	55	32	-	28	-	17	27	M8x25	1.18
407.19.16.100	BBT40	16	100	32	-	73	-	17	27	M8x25	1.48
407.19.16.130	BBT40	16	130	32	-	103	-	17	27	M8x25	1.63
407.19.16.160	BBT40	16	160	32	38	133	88	17	27	M8x25	1.89
407.19.16.200	BBT40	16	200	32	39	173	120	17	27	M8x25	2.15



Sipariş Kodu Order Code	BBT Tipi BBT Type	Ölçüler (Dimensions)									Ağırlık Weight (KG)
		d	A	D	D1	L	L1	L3	L4	M	
408.19.16.55	BBT40	16	55	32	-	28	-	17	27	M8x25	1.18
408.19.16.100	BBT40	16	100	32	-	73	-	17	27	M8x25	1.44
408.19.16.130	BBT40	16	130	32	-	103	-	17	27	M8x25	1.62
408.19.16.160	BBT40	16	160	32	38	133	88	17	27	M8x25	1.88
408.19.16.200	BBT40	16	200	32	39	173	120	17	27	M8x25	2.13



BBT-45

BBT

JIS B 6339
(MAS 403 BBT)

HRC 58±2




h6



STANDARD
G 2.5
25.000
min¹
Ust1gmm

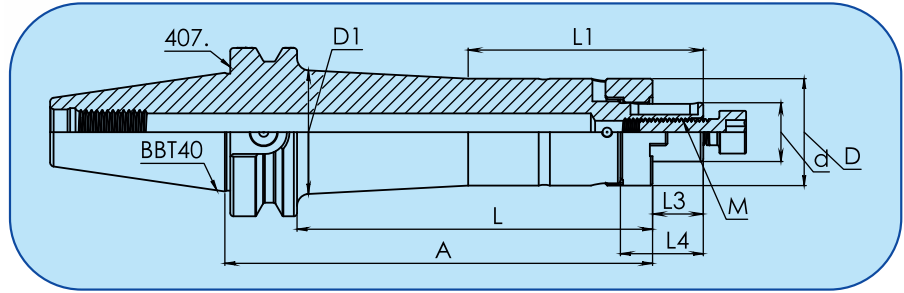
CHIP



AD/B - 408

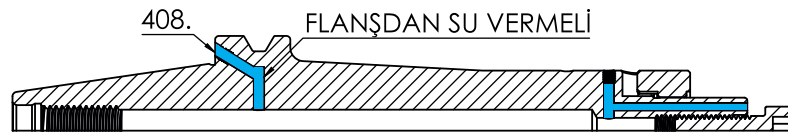


AD - 407



MAS 403 BBT

Sipariş Kodu Order Code	BBT Tipi BBT Type	Ölçüler (Dimensions)									Ağırlık Weight (KG)
		d	A	D	D1	L	L1	L3	L4	M	
407.19.22.55	BBT40	22	55	40	-	28	-	19	31	M10x30	1.29
407.19.22.100	BBT40	22	100	40	-	73	-	19	31	M10x30	1.69
407.19.22.130	BBT40	22	130	40	-	103	-	19	31	M10x30	1.96
407.19.22.160	BBT40	22	160	40	46.5	133	88	19	31	M10x30	2.34
407.19.22.200	BBT40	22	200	40	47.5	173	120	19	31	M10x30	2.73



Sipariş Kodu Order Code	BBT Tipi BBT Type	Ölçüler (Dimensions)									Ağırlık Weight (KG)
		d	A	D	D1	L	L1	L3	L4	M	
408.19.22.55	BBT40	22	55	40	-	28	-	19	31	M10x30	1.29
408.19.22.100	BBT40	22	100	40	-	73	-	19	31	M10x30	1.69
408.19.22.130	BBT40	22	130	40	-	103	-	19	31	M10x30	1.96
408.19.22.160	BBT40	22	160	40	46.5	133	88	19	31	M10x30	2.34
408.19.22.200	BBT40	22	200	40	47.5	173	120	19	31	M10x30	2.73

DIN 6366



YP-10

Tırnaklı Pul
Clutch Drive Rings
To DIN 6366

DIN 6885



YP-10

Kama
Feather Key

Vida
Drawn in Bolt




YP-9

BBT40 27 mm Kombine Malafa 27 mm Combi Shell Mill Holder

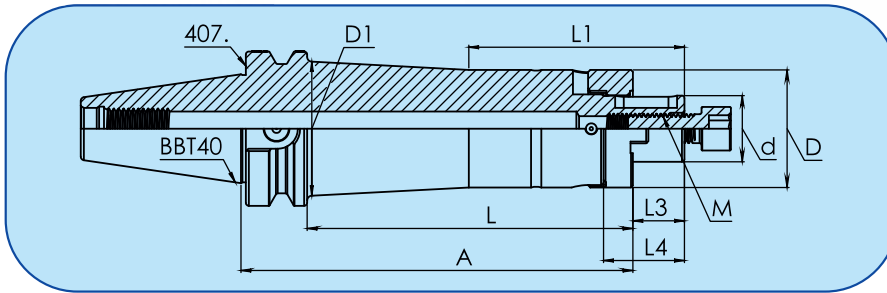
TR TEKOMA®
HASSAS TUTUCU TAKIMLARI
www.tekoma.com.tr



AD - 407

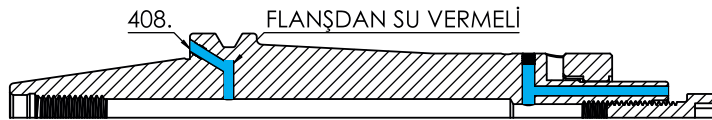


AD/B - 408



MAS 403 BBT

Sipariş Kodu Order Code	BBT Tipi BBT Type	Ölçüler (Dimensions)									Ağırlık Weight (KG)
		d	A	D	D1	L	L1	L3	L4	M	
407.19.27.55	BBT40	27	55	48	-	28	-	21	33	M12x30	1.46
407.19.27.100	BBT40	27	100	48	-	73	-	21	33	M12x30	2.06
407.19.27.130	BBT40	27	130	48	-	103	-	21	33	M12x30	2.46
407.19.27.160	BBT40	27	160	48	55	133	88	21	33	M12x30	3.00
407.19.27.200	BBT40	27	200	48	56	173	120	21	33	M12x30	3.53



Sipariş Kodu Order Code	BBT Tipi BBT Type	Ölçüler (Dimensions)									Ağırlık Weight (KG)
		d	A	D	D1	L	L1	L3	L4	M	
408.19.27.55	BBT40	27	55	48	-	28	-	21	33	M12x30	1.45
408.19.27.100	BBT40	27	100	48	-	73	-	21	33	M12x30	2.05
408.19.27.130	BBT40	27	130	48	-	103	-	21	33	M12x30	2.45
408.19.27.160	BBT40	27	160	48	55	133	88	21	33	M12x30	2.99
408.19.27.200	BBT40	27	200	48	56	173	120	21	33	M12x30	3.55



BBT-47

BBT

JIS B 6339
(MAS 403 BBT)

HRC 58±2




h6



STANDARD
G 2.5
25.000
min⁻¹
Us1gmm

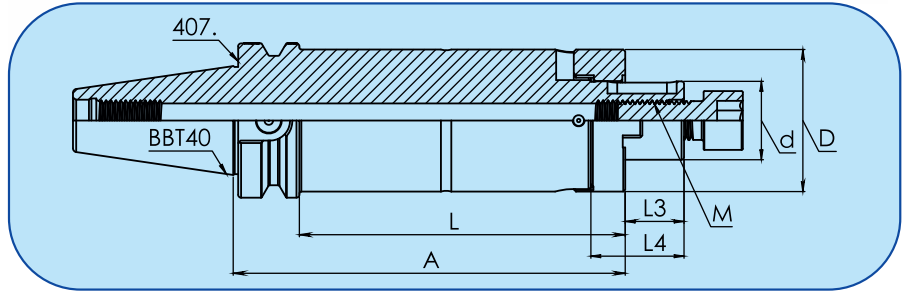
CHIP



AD/B - 408

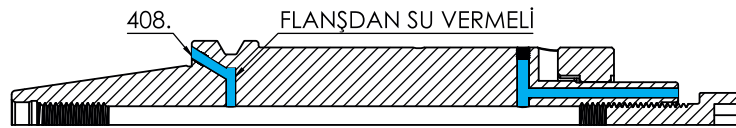


AD - 407



MAS 403 BBT

Sipariş Kodu Order Code	BBT Tipi BBT Type	Ölçüler (Dimensions)							Ağırlık Weight (KG)
		d	A	D	L	L3	L4	M	
407.19.32.60	BBT40	32	60	58	33	24	38	M16x35	1.82
407.19.32.100	BBT40	32	100	58	73	24	38	M16x35	2.61
407.19.32.130	BBT40	32	130	58	103	24	38	M16x35	3.20
407.19.32.160	BBT40	32	160	58	133	24	38	M16x35	3.79
407.19.32.200	BBT40	32	200	58	173	24	38	M16x35	4.56



Sipariş Kodu Order Code	BBT Tipi BBT Type	Ölçüler (Dimensions)							Ağırlık Weight (KG)
		d	A	D	L	L3	L4	M	
408.19.32.60	BBT40	32	60	58	33	24	38	M16x35	1.79
408.19.32.100	BBT40	32	100	58	73	24	38	M16x35	2.59
408.19.32.130	BBT40	32	130	58	103	24	38	M16x35	3.18
408.19.32.160	BBT40	32	160	58	133	24	38	M16x35	3.77
408.19.32.200	BBT40	32	200	58	173	24	38	M16x35	4.56

DIN 6366



YP-10

Clutch Drive Rings
To DIN 6366

DIN 6885



YP-10

Kama
Feather Key

Vida
Drawn in Bolt



YP-9


BBT-48

BBT

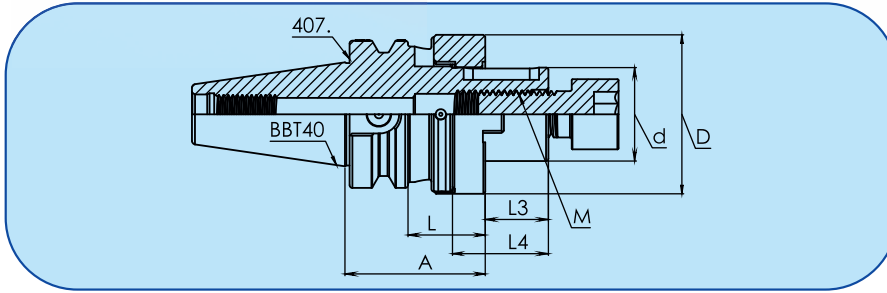
BBT40 40 mm Kombine Malafa 40 mm Combi Shell Mill Holder



AD - 407



AD/B - 408

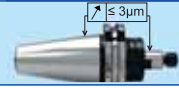


MAS 403 BBT

Sipariş Kodu Order Code	BBT Tipi BBT Type	Ölçüler (Dimensions)							Ağırlık Weight (KG)
		d	A	D	L	L3	L4	M	
407.19.40.60	BBT40	40	60	68	33	27	41	M20x40	2.02

JIS B 6339
(MAS 403 BBT)

HRC 58±2



h6

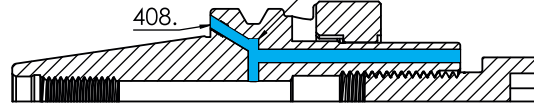


STANDARD
G 2.5
25.000
min⁻¹
U≤1g/mm

CHIP

BBT

FLANŞDAN SU VERMELİ



Sipariş Kodu Order Code	BBT Tipi BBT Type	Ölçüler (Dimensions)							Ağırlık Weight (KG)
		d	A	D	L	L3	L4	M	
408.19.40.60	BBT40	40	60	68	33	27	41	M20x40	1.99

DIN 6366



YP-10

Tırnaklı Pul
Clutch Drive Rings
To DIN 6366

DIN 6885



YP-10

Kama
Feather Key




YP-9

Vida
Drawn in Bolt

BBT-49


Soğutma Sıvısı Yoktur

No Coolant



İçten soğutmalı kesici takımlar için
tutucunun en uç kısmında yer alan soğutma delikleri

With coolant exit bores on the end f
ace for milling cutters with central cooling



Soğutma verme için
alın yüzeyinde gerektiğinde kapatılabilen kanallar

Coolant channels
on the collar which can be sealed again



BBT40 16 mm Su Kanallı Kombine Malafa

16 mm Combi Shell Mill Holder
With Coolant Channel

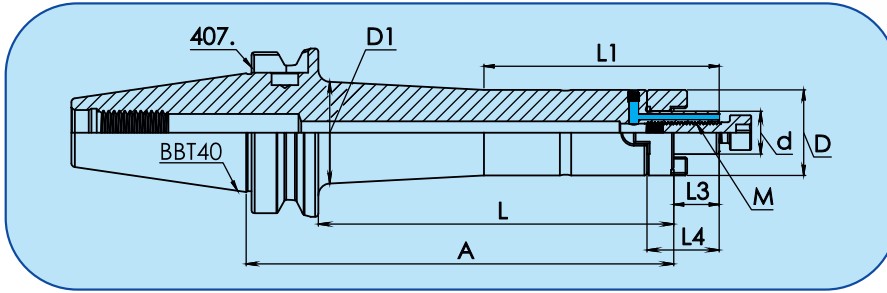
TR **TEKOMA**[®]
HASSAS TUTUCU TAKIMLARI
www.tekoma.com.tr



AD - 407

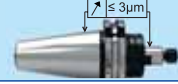


AD - 407



JIS B 6339
(MAS 403 BBT)

HRC 58±2



h6



STANDARD
G 2.5
25.000
min⁻¹
U≤1g/min

CHIP

BBT

MAS 403 BBT

Sipariş Kodu Order Code	BBT Tipi BBT Type	Ölçüler (Dimensions)									Ağırlık Weight (KG)
		d	A	D	D1	L	L1	L3	L4	M	
407.19.16.55.K	BBT40	16	55	32	-	28	-	17	27	M8x25	1.19
407.19.16.100.K	BBT40	16	100	32	-	73	-	17	27	M8x25	1.45
407.19.16.130.K	BBT40	16	130	32	-	103	-	17	27	M8x25	1.63
407.19.16.160.K	BBT40	16	160	32	38	133	88	17	27	M8x25	1.89
407.19.16.200.K	BBT40	16	200	32	39	173	120	17	27	M8x25	2.14

DIN 6366



YP-10

Tırnaklı Pul
Clutch Drive Rings
To DIN 6366

DIN 6885



YP-10

Kama
Feather Key



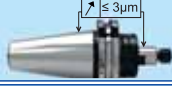
YP-9

Vida
Drawn in Bolt

BBT-51

JIS B 6339
(MAS 403 BBT)

HRC 58±2



h6



STANDARD
G 2.5
25.000
min⁺
Us1gmm

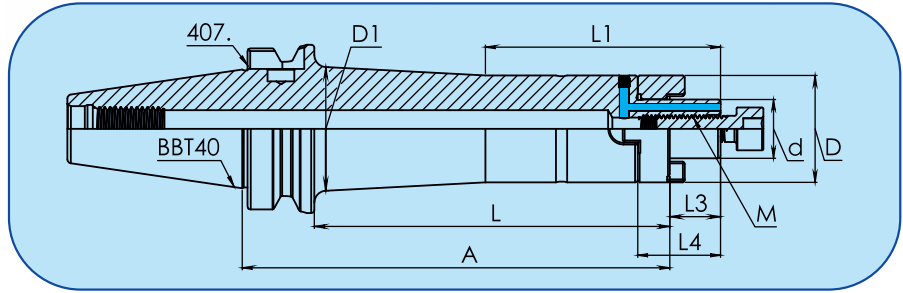
CHIP



AD - 407



AD - 407



MAS 403 BBT

Sipariş Kodu Order Code	BBT Tipi BBT Type	Ölçüler (Dimensions)									Ağırlık Weight (KG)
		d	A	D	D1	L	L1	L3	L4	M	
407.19.22.55.K	BBT40	22	55	40	-	28	-	19	31	M10x30	1.30
407.19.22.100.K	BBT40	22	100	40	-	73	-	19	31	M10x30	1.70
407.19.22.130.K	BBT40	22	130	40	-	103	-	19	31	M10x30	1.97
407.19.22.160.K	BBT40	22	160	40	46.5	133	88	19	31	M10x30	2.35
407.19.22.200.K	BBT40	22	200	40	47.5	173	120	19	31	M10x30	2.73

DIN 6366



YP-10

Tırnaklı Pul
Clutch Drive Rings
To DIN 6366

DIN 6885



YP-10

Kama
Feather Key



YP-9

Vida
Drawn in Bolt

BBT-52


BBT

BBT40 27 mm Su Kanallı Kombine Malafa
27 mm Combi Shell Mill Holder
With Coolant Channel

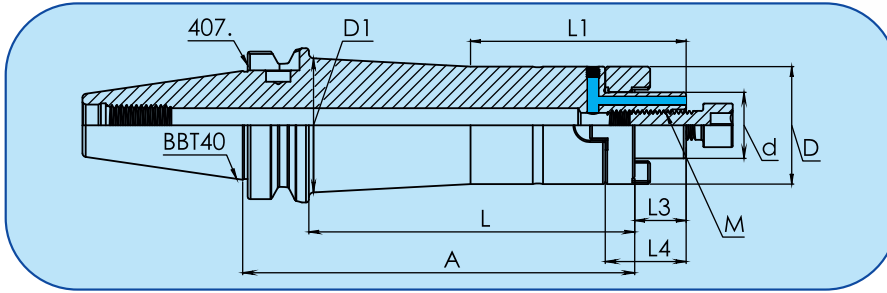
TR TEKOMA®
HASSAS TUTUCU TAKIMLARI
www.tekoma.com.tr



AD - 407



AD - 407

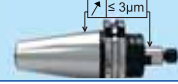


MAS 403 BBT

Sipariş Kodu Order Code	BBT Tipi BBT Type	Ölçüler (Dimensions)									Ağırlık Weight (KG)
		d	A	D	D1	L	L1	L3	L4	M	
407.19.27.55.K	BBT40	27	55	48	-	28	-	21	33	M12x30	1.46
407.19.27.100.K	BBT40	27	100	48	-	73	-	21	33	M12x30	2.06
407.19.27.130.K	BBT40	27	130	48	-	103	-	21	33	M12x30	2.46
407.19.27.160.K	BBT40	27	160	48	55	133	88	21	33	M12x30	3.00
407.19.27.200.K	BBT40	27	200	48	56	173	120	21	33	M12x30	3.55

JIS B 6339
(MAS 403 BBT)

HRC 58±2



h6



STANDARD
G 2.5
25.000
min⁻¹
U≤1g/min

CHIP

BBT

DIN 6366



YP-10

Tırnaklı Pul
Clutch Drive Rings
To DIN 6366

DIN 6885



YP-10

Kama
Feather Key



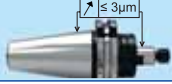
YP-9

Vida
Drawn in Bolt

BBT-53

JIS B 6339
(MAS 403 BBT)

HRC 58±2




h6



STANDARD
G 2.5
25.000
min⁻¹
Us1gmm

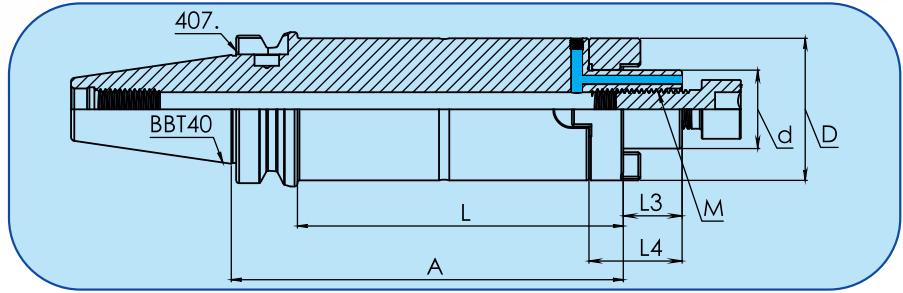
CHIP



AD - 407



AD - 407



MAS 403 BBT

Sipariş Kodu Order Code	BBT Tipi BBT Type	Ölçüler (Dimensions)							Ağırlık Weight (KG)
		d	A	D	L	L3	L4	M	
407.19.32.60.K	BBT40	32	60	58	33	24	38	M16x35	1.82
407.19.32.100.K	BBT40	32	100	58	73	24	38	M16x35	2.61
407.19.32.130.K	BBT40	32	130	58	103	24	38	M16x35	3.20
407.19.32.160.K	BBT40	32	160	58	133	24	38	M16x35	3.79
407.19.32.200.K	BBT40	32	200	58	173	24	38	M16x35	4.56

DIN 6366



YP-10

Tırnaklı Pul
Clutch Drive Rings
To DIN 6366

DIN 6885



YP-10

Kama
Feather Key



YP-9

Vida
Drawn in Bolt

BBT-54


BBT

BBT40 40 mm Su Kanallı Kombine Malafa
40 mm Combi Shell Mill Holder
With Coolant Channel

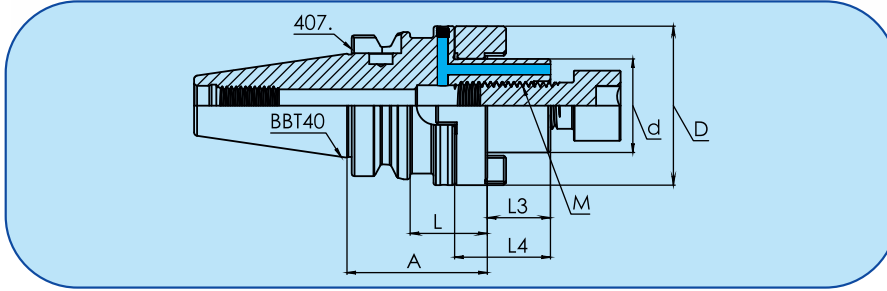
TR TEKOMA®
HASSAS TUTUCU TAKIMLARI
www.tekoma.com.tr



AD - 407

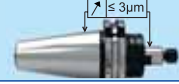


AD/B - 407



JIS B 6339
(MAS 403 BBT)

HRC 58±2



h6



STANDARD
G 2.5
25.000
min⁻¹
U≤1g/mm

CHIP

MAS 403 BBT

Sipariş Kodu Order Code	BBT Tipi BBT Type	Ölçüler (Dimensions)							Ağırlık Weight (KG)
		d	A	D	L	L3	L4	M	
40719.40.60.K	BBT40	40	60	68	33	27	41	M20x40	2.02

DIN 6366



YP-10

Tırnaklı Pul
Clutch Drive Rings
To DIN 6366

DIN 6885



YP-10

Kama
Feather Key



YP-9

Vida
Drawn in Bolt

BBT-55

BBT

TEKOMA Sipariş Kodu Sistemi

407.21.63.250

407 . 21 . 63 . 250 .
BBT40 Merkezden Soğutmalı . Özel Takım . Max. takım . Tutucu . Ekstra
Soğutmalı . Ham bara . bağlama çapı . Uzunluğu . Özellik

300 SK30 Merkezden Soğutmalı
304 SK30 Router Tutucusu

400 SK40 Merkezden Soğutmalı
401 SK40 Flanşdan soğutmalı

405 BT40 Merkezden Soğutmalı
406 BT40 Flanşdan soğutmalı
407 BBT40 Alın taşlamalı
408 BBT40 Alın taşlamalı Flanşdan soğutmalı

505 BT50 Merkezden Soğutmalı
506 BT50 Flanşdan soğutmalı

M - Mini kapak
6K - Altı köşe kapak
K - Kanaldan su verme
L - Hafifletilmiş
S - İnce Cidarlı

01 - ER tipi pens başlığı
07 - Veldon tutucu
11 - Vidalı tutucu
17 - Alın kamalı malafa
19 - Kombine malafa
21 - Özel takım Ham bara
22 - Fener mili konik master
27 - Klavuz çekme başlığı
40 - Çektirme civatası

TEKOMA Order Code System

407.21.63.250

407 . 21 . 63 . 250 .
BBT40 Central Cooled . Boring Bar Blanks . Max. Tool . Holder . Extra
Cooled . For The Production . Clamping Diameter . Length . Feature
Of Special Tools

300 SK30 Central Cooled
304 SK30 Router Holder

400 SK40 Central Cooled
401 SK40 Flange Coolant Channels

405 BT40 Central Cooled
406 BT40 Flange Coolant Channels
407 BBT40 Face Contact Central Cooled
408 BBT40 Face Contact Flange Coolant Channels

505 BT50 Central Cooled
506 BT50 Flange Coolant Channels

M - Clamping Nut ER Mini
6K - Hexagon Clamping Nuts
K - Coolant Channels
L - Light
S - Slimline Design

01 - ER Type Collet Chucks
07 - End Mill Holder
11 - Milling Cutter Arbors for
Screw-on Type Milling Cutters
17 - Shell Mill Holder for Cutters
with driving slot
19 - Combi Shell Mill Holder
21 - Boring Bar Blanks For The
Production Of Special Tools
22 - Test Arbors
27- Quick-Change Tapping Chucks
Without Length Compensation
40- Pullstuds

BBT40 Özel Takım Yapma Amaçlı Yarı Mamul
Boring Bar Blanks For The Production
Of Special Tools

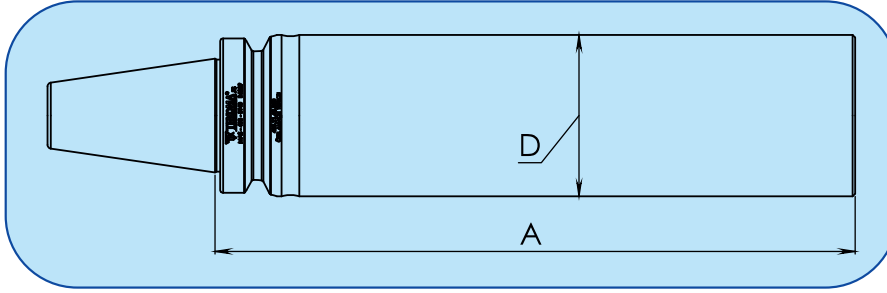


AD - 407

JIS B 6339
(MAS 403 BT)

HRC 52±2

CHIP



MAS 403 BT

Ölçüler (Dimensions)

Sipariş Kodu Order Code	BBT Tipi BBT Type			Ağırlık Weight (KG)
		D	A	
407.21.63.250	BBT40	63	250	6.38

Teknik özelliği : Konik ve Flanş kısmı sertleştirilmiş (52+2 HRC) ve taşlanmış. Bara kısmı işlenebilir yumuşaklıktadır.

Version : Cone and flange hardened (52+2 HRC) and grinded. Soft body for later processing.

Üretmek kolaydır ancak

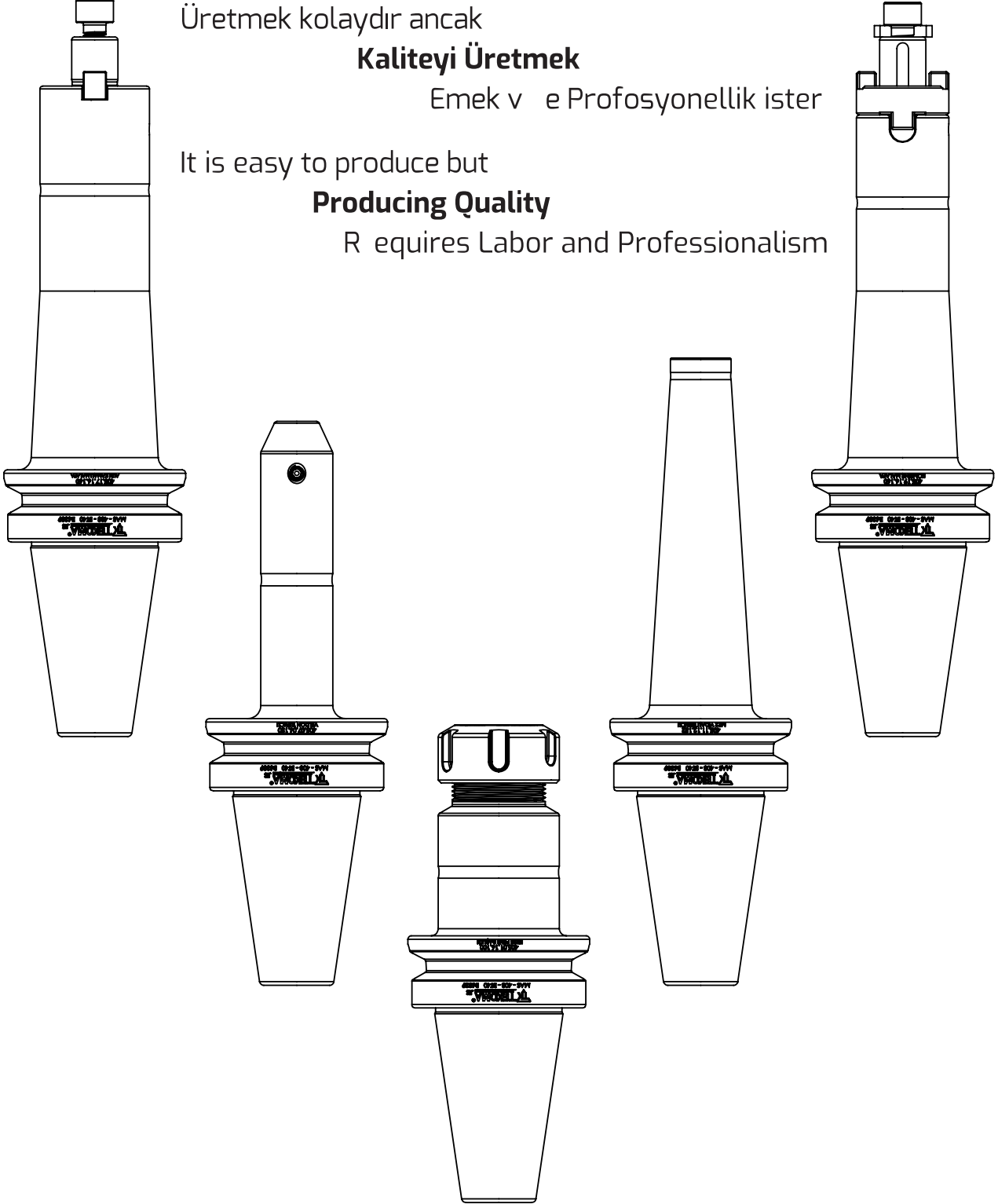
Kaliteyi Üretmek

Emek ve Profesyonellik ister

It is easy to produce but

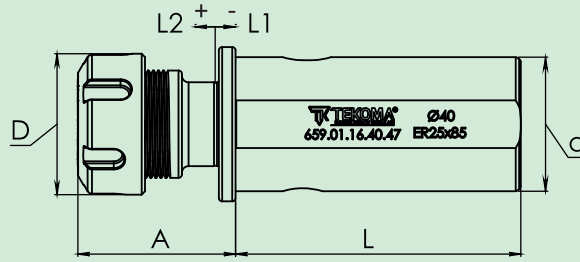
Producing Quality

Requires Labor and Professionalism




Kılavuz Çekme Aparatı

Holder For Threading Tools



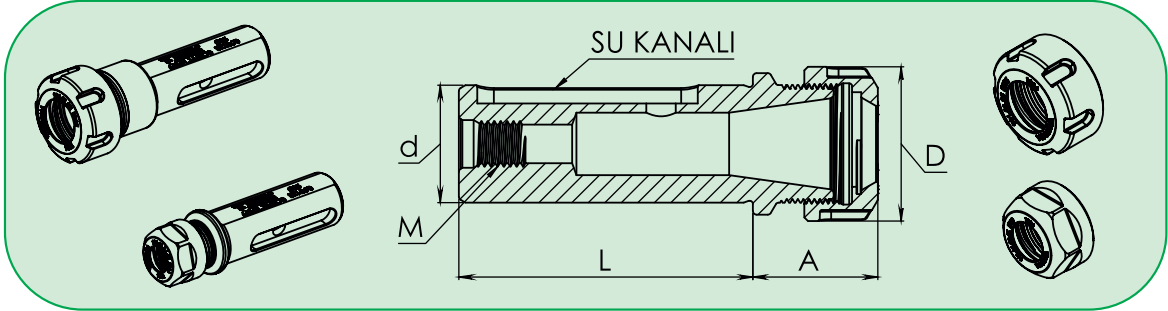
GERİ İLERİ HAREKETLİ
KILAVUZ ÇEKME BAŞLIĞI

Sipariş Kodu Order Code	Pens Kapağı ER Tipi Clamping Nuts ER	Kapasite Capacity	Ölçüler (Dimensions)						Ağırlık Weight (KG)
			d	L	A	D	L1	L2	
659.01.10.40.35	ER16/426	1-10 mm	40	85	35	32	5	5	0.66
659.01.13.40.37	ER20/428-6K	1-13 mm	40	85	37	34	5	5	0.68
659.01.16.40.47	ER25/430	2-16 mm	40	85	47	42	5	5	0.75



Silindirik Şaftlı Pens Başlıkları ER

Collet Chuck With Cylindrical Shank
Bored Through ER



TG

Ø20

Sipariş Kodu Order Code	Pens Kapağı ER Tipi Clamping Nuts ER	Kapasite Capacity	Ölçüler (Dimensions)					Ağırlık Weight (KG)
			L	A	D	d	M	
660.01.10.20.70	ER16/426	1-10 mm	70	29	32	20	M10x10	0.21
660.01.13.20.70	ER20/428-6K	1-13 mm	70	40	34	20	M10x10	0.24
660.01.16.20.70	ER25/430	2-16 mm	70	46	42	20	M10x10	0.34
660.01.20.20.70	ER32/470	2-20 mm	70	52	50	20	M10x10	0.47

Ø20


Ø25

Sipariş Kodu Order Code	Pens Kapağı ER Tipi Clamping Nuts ER	Kapasite Capacity	Ölçüler (Dimensions)					Ağırlık Weight (KG)
			L	A	D	d	M	
660.01.10.25.70	ER16/426	1-10 mm	70	30	32	25	M12x10	1.06
660.01.13.25.70	ER20/428-6K	1-13 mm	70	32	34	25	M12x10	0.31
660.01.16.25.70	ER25/430	2-16 mm	70	45	42	25	M12x10	0.39
660.01.20.25.70	ER32/470	2-20 mm	70	52	50	25	M12x10	0.54


Ø25



Pens ER
Collet ER



Pens Kapağı ER
Clamping Nuts ER

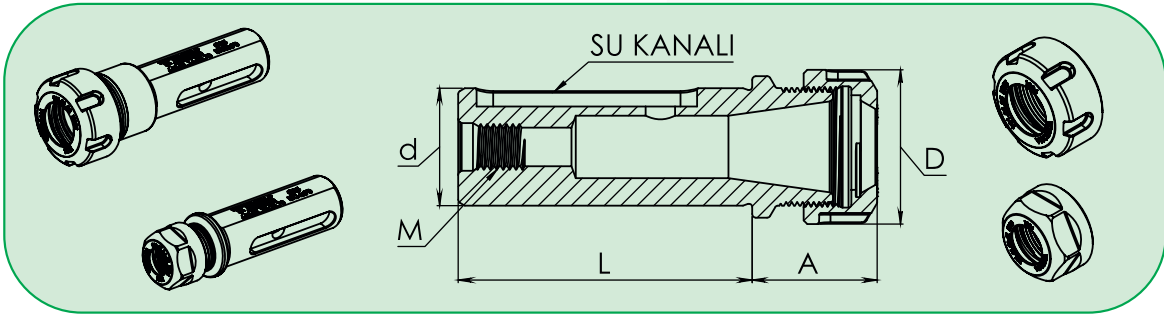


Anahtar ER
Wrench ER

Silindirik Şaftlı Pens Başlıkları ER

Collet Chuck With Cylindrical Shank
Bored Through ER

TR **TEKOMA**[®]
HASSAS TUTUCU TAKIMLARI
www.tekoma.com.tr



Ø32

Sipariş Kodu Order Code	Pens Kapağı ER Tipi Clamping Nuts ER	Kapasite Capacity	Ölçüler (Dimensions)					Ağırlık Weight (kg)
			L	A	D	d	M	
660.01.10.32.80	ER16/426	1-10 mm	80	32	32	32	M12x10	0.53
660.01.13.32.80	ER20/428-6K	1-13 mm	80	34	34	32	M12x10	0.50
660.01.16.32.80	ER25/430	2-16 mm	80	34	42	32	M12x10	0.53
660.01.20.32.80	ER32/470	2-20 mm	80	50	50	32	M12x10	0.69
660.01.26.32.80	ER40/472	3-26 mm	80	63	63	32	M12x10	1.03

Ø32

Ø40

Sipariş Kodu Order Code	Pens Kapağı ER Tipi Clamping Nuts ER	Kapasite Capacity	Ölçüler (Dimensions)					Ağırlık Weight (kg)
			L	A	D	d	M	
660.01.16.40.85	ER25/430	2-16 mm	85	37	42	40	M12x10	0.89
660.01.20.40.85	ER32/470	2-20 mm	85	38	50	40	M12x10	0.86
660.01.26.40.85	ER40/472	3-26 mm	85	50	63	40	M12x10	1.07


Ø40



Pens ER
Collet ER



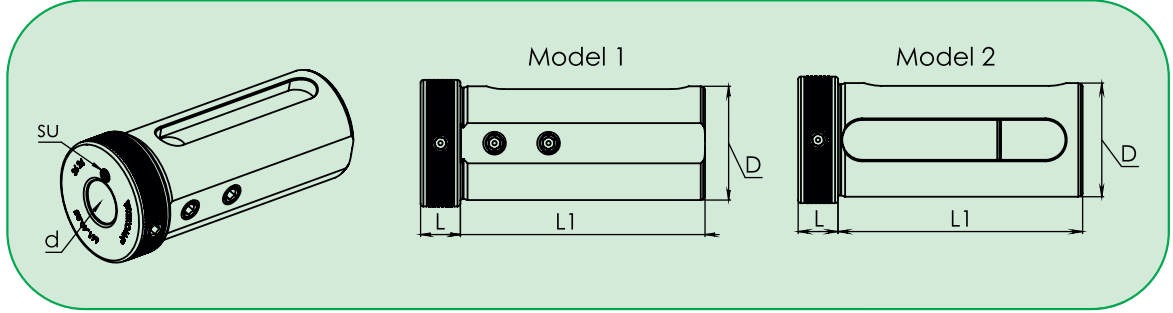
Pens Kapağı ER
Clamping Nuts ER



Anahtar ER
Wrench ER



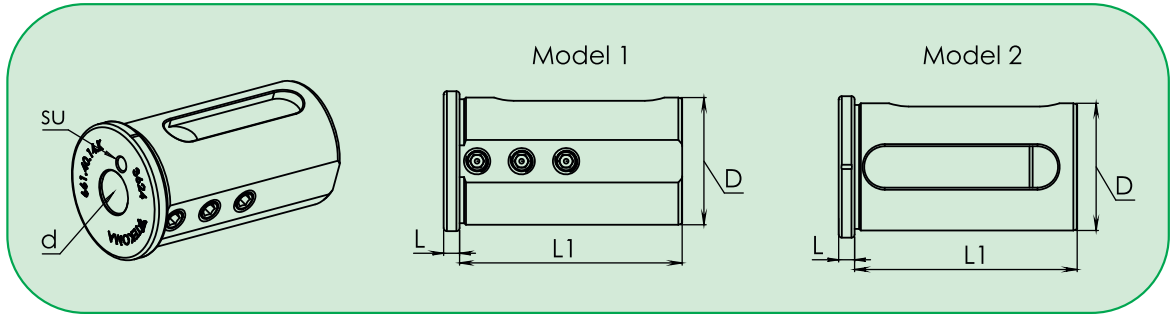
TG



Sipariş Kodu Order Code	Model Type	Ölçüler (Dimensions)				Su Water	Ağırlık Weight (KG)
		D	d	L	L1		
661.20.06	1	20	6	11	49	✓	0.16
661.20.08	1	20	8	11	49	—	0.15
661.20.10	2	20	10	11	49	—	0.14
661.20.12	2	20	12	11	49	—	0.13
661.20.14	2	20	14	11	49	—	0.12
661.20.16	2	20	16	11	49	—	0.10



TG



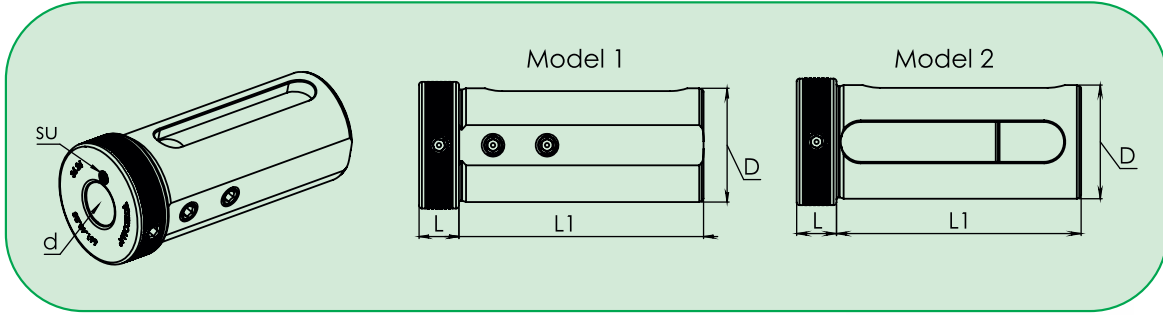
Kısa / Short



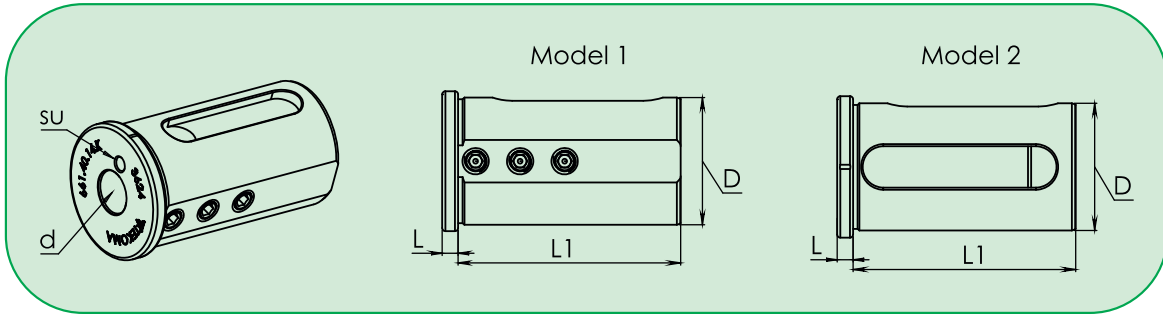
Sipariş Kodu Order Code	Model Type	Ölçüler (Dimensions)				Su Water	Ağırlık Weight (KG)
		D	d	L	L1		
661.20.06.K	1	20	6	5	40	✓	0.10
661.20.08.K	1	20	8	5	40	—	0.09
661.20.10.K	2	20	10	5	40	—	0.08
661.20.12.K	2	20	12	5	40	—	0.07
661.20.14.K	2	20	14	5	40	—	0.06
661.20.16.K	2	20	16	5	40	—	0.04

25 Gövde Redüksiyon Kovanı

25 Body Reduction Hive



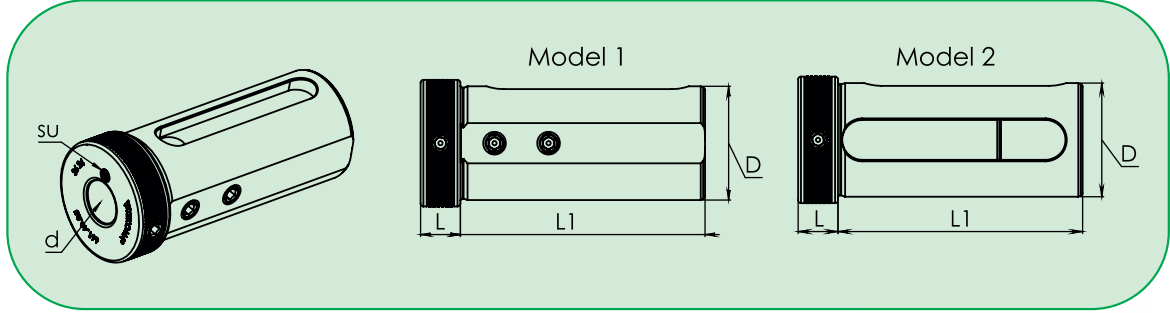
Sipariş Kodu Order Code	Model Type	Ölçüler (Dimensions)				Su Water	Ağırlık Weight (KG)
		D	d	L	L1		
661.25.06	1	25	6	11	64	✓	0.30
661.25.08	1	25	8	11	64	✓	0.27
661.25.10	1	25	10	11	64	✓	0.22
661.25.12	1	25	12	11	64	✓	0.20
661.25.14	2	25	14	11	64	—	0.19
661.25.16	2	25	16	11	64	—	0.17
661.25.18	2	25	18	11	64	—	0.13
661.25.20	2	25	20	11	64	—	0.10



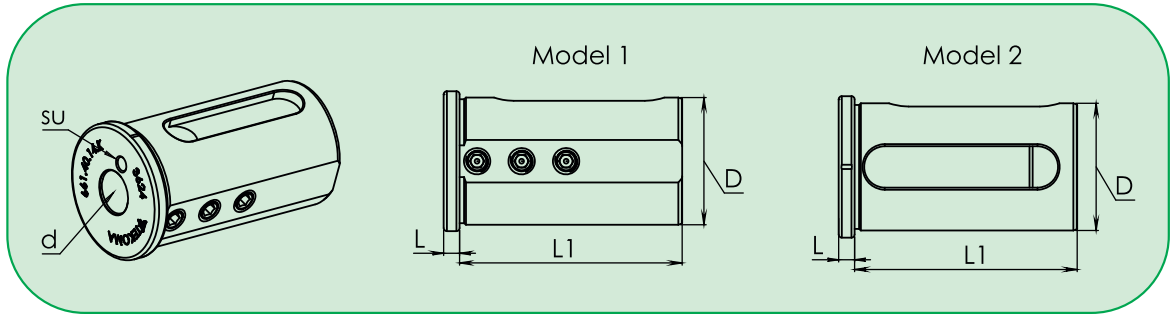
Kısa / Short



Sipariş Kodu Order Code	Model Type	Ölçüler (Dimensions)				Su Water	Ağırlık Weight (KG)
		D	d	L	L1		
661.25.06.K	1	25	6	5	45	✓	0.18
661.25.08.K	1	25	8	5	45	✓	0.17
661.25.10.K	1	25	10	5	45	✓	0.16
661.25.12.K	1	25	12	5	45	✓	0.15
661.25.14.K	2	25	14	5	45	—	0.13
661.25.16.K	2	25	16	5	45	—	0.11
661.25.18.K	2	25	18	5	45	—	0.09
661.25.20.K	2	25	20	5	45	—	0.07



Sipariş Kodu Order Code	Model Type	Ölçüler (Dimensions)				Su Water	Ağırlık Weight (KG)
		D	d	L	L1		
661.32.06	1	32	6	14	76	✓	0.45
661.32.08	1	32	8	14	76	✓	0.50
661.32.10	1	32	10	14	76	✓	0.47
661.32.12	1	32	12	14	76	✓	0.46
661.32.14	1	32	14	14	76	✓	0.44
661.32.16	1	32	16	14	76	✓	0.43
661.32.18	2	32	18	14	76	✓	0.38
661.32.20	2	32	20	14	76	—	0.36
661.32.25	2	32	25	14	76	—	0.25



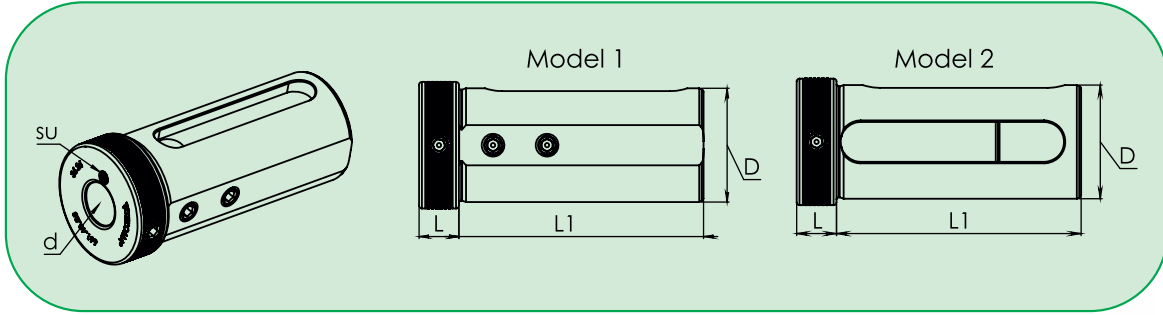
Kısa / Short



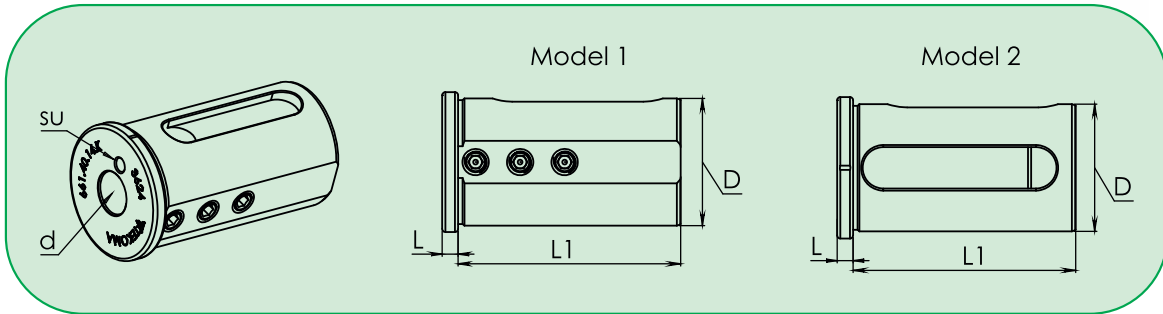

Sipariş Kodu Order Code	Model Type	Ölçüler (Dimensions)				Su Water	Ağırlık Weight (KG)
		D	d	L	L1		
661.32.06.K	1	32	6	5	60	✓	0.40
661.32.08.K	1	32	8	5	60	✓	0.39
661.32.10.K	1	32	10	5	60	✓	0.37
661.32.12.K	1	32	12	5	60	✓	0.35
661.32.14.K	1	32	14	5	60	✓	0.33
661.32.16.K	1	32	16	5	60	✓	0.31
661.32.18.K	2	32	18	5	60	✓	0.28
661.32.20.K	2	32	20	5	60	—	0.25
661.32.25.K	2	32	25	5	60	—	0.16

40 Gövde Redüksiyon Kovanı

40 Body Reduction Hive



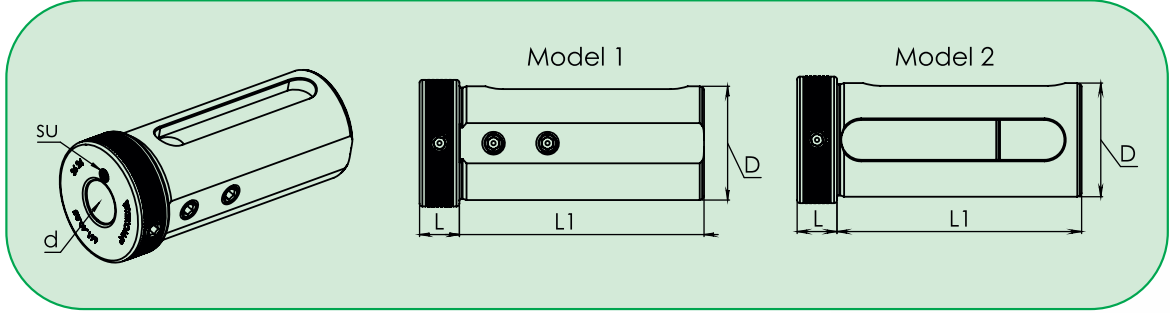
Sipariş Kodu Order Code	Model Type	Ölçüler (Dimensions)				Su Water	Ağırlık Weight (KG)
		D	d	L	L1		
661.40.06	1	40	6	14	86	✓	0.89
661.40.08	1	40	8	14	86	✓	0.87
661.40.10	1	40	10	14	86	✓	0.86
661.40.12	1	40	12	14	86	✓	0.85
661.40.14	1	40	14	14	86	✓	0.83
661.40.16	1	40	16	14	86	✓	0.80
661.40.18	1	40	18	14	86	✓	0.72
661.40.20	1	40	20	14	86	✓	0.70
661.40.25	2	40	25	14	86	✓	0.56
661.40.32	2	40	32	14	86	—	0.40



Kısa / Short

Sipariş Kodu Order Code	Model Type	Ölçüler (Dimensions)				Su Water	Ağırlık Weight (KG)
		D	d	L	L1		
661.40.06.K	1	40	6	5	70	✓	0.53
661.40.08.K	1	40	8	5	70	✓	0.54
661.40.10.K	1	40	10	5	70	✓	0.55
661.40.12.K	1	40	12	5	70	✓	0.55
661.40.14.K	1	40	14	5	70	✓	0.54
661.40.16.K	1	40	16	5	70	✓	0.53
661.40.18.K	1	40	18	5	70	✓	0.50
661.40.20.K	1	40	20	5	70	✓	0.49
661.40.25.K	2	40	25	5	70	✓	0.39
661.40.32.K	2	40	32	5	70	—	0.32



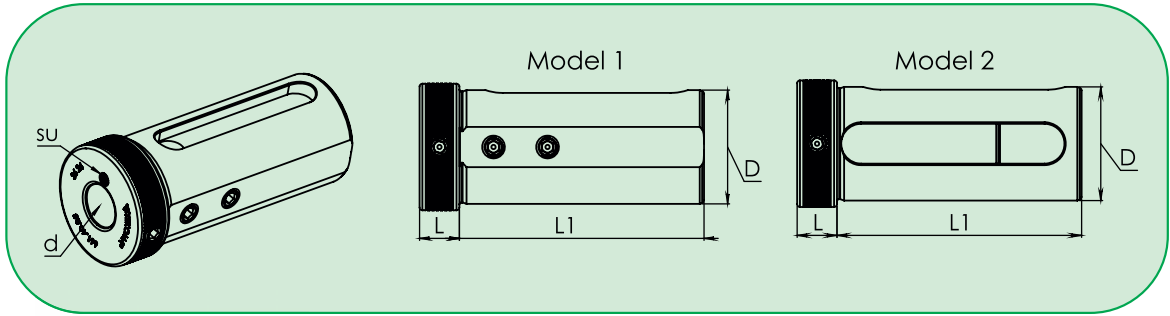


Ø50

Sipariş Kodu Order Code	Model Type	Ölçüler (Dimensions)				Su Water	Ağırlık Weight (KG)
		D	d	L	L1		
661.50.10	1	50	10	14	86	✓	1.50
661.50.12	1	50	12	14	86	✓	1.45
661.50.16	1	50	16	14	86	✓	1.40
661.50.20	1	50	20	14	86	✓	1.27
661.50.25	1	50	25	14	86	✓	1.20
661.50.32	2	50	32	14	86	✓	0.90
661.50.40	2	50	40	14	86	-	0.60



TG



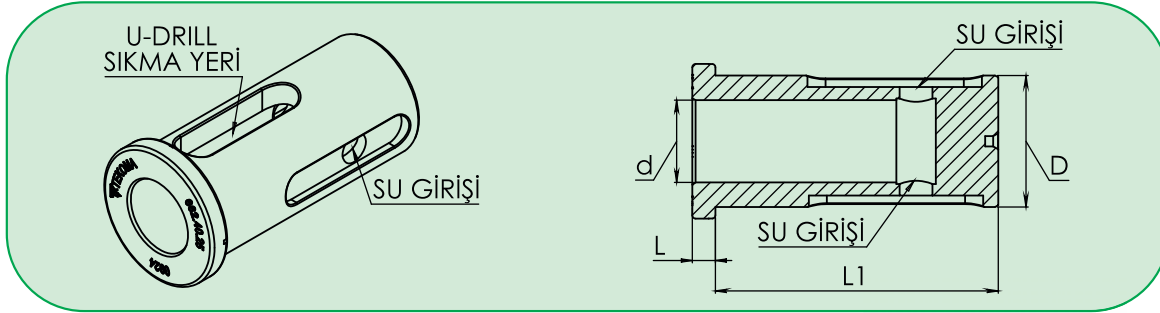
Ø60

Sipariş Kodu Order Code	Model Type	Ölçüler (Dimensions)				Su Water	Ağırlık Weight (KG)
		D	d	L	L1		
661.60.12	1	60	12	16	94	✓	2.60
661.60.16	1	60	16	16	94	✓	2.50
661.60.20	1	60	20	16	94	✓	2.40
661.60.25	1	60	25	16	94	✓	2.10
661.60.32	1	60	32	16	94	✓	1.80
661.60.40	2	60	40	16	94	✓	1.30
661.60.50	2	60	50	16	94	-	0.80




32 - 40 Gövde U-Drill Redüksiyon Kovanı

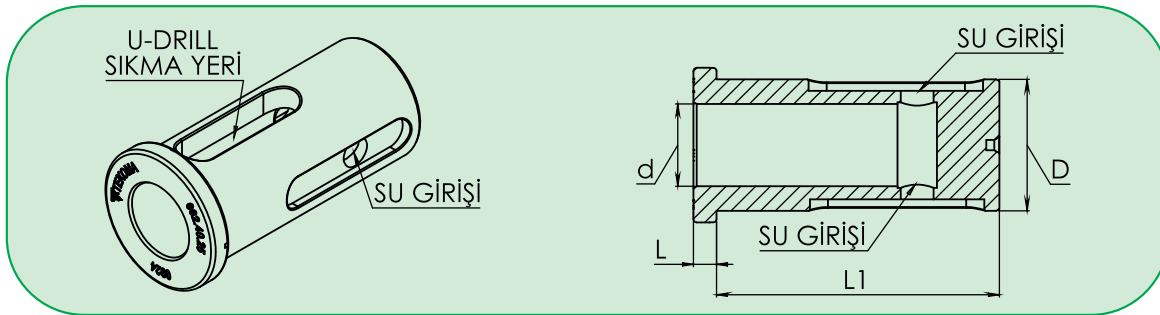
32 - 40 Body U-Drill Reduction Hive



Sipariş Kodu Order Code	Model Type	Ölçüler (Dimensions)				Su Water	Ağırlık Weight (KG)
		D	d	L	L1		
662.32.08	U-drill	32	8	5	76	✓	0.47
662.32.10	U-drill	32	10	5	76	✓	0.45
662.32.12	U-drill	32	12	5	76	✓	0.43
662.32.14	U-drill	32	14	5	76	✓	0.36
662.32.16	U-drill	32	16	5	76	✓	0.34
662.32.18	U-drill	32	18	5	76	✓	0.30
662.32.20	U-drill	32	20	5	76	✓	0.28
662.32.25	U-drill	32	25	5	76	✓	0.20



TG



Sipariş Kodu Order Code	Model Type	Ölçüler (Dimensions)				Su Water	Ağırlık Weight (KG)
		D	d	L	L1		
662.40.08	U-drill	40	8	5	86	✓	0.82
662.40.10	U-drill	40	10	5	86	✓	0.80
662.40.12	U-drill	40	12	5	86	✓	0.78
662.40.14	U-drill	40	14	5	86	✓	0.71
662.40.16	U-drill	40	16	5	86	✓	0.69
662.40.18	U-drill	40	18	5	86	✓	0.65
662.40.20	U-drill	40	20	5	86	✓	0.63
662.40.25	U-drill	40	25	5	86	✓	0.55
662.40.32	U-drill	40	32	5	86	✓	0.40

Üretmek kolaydır ancak

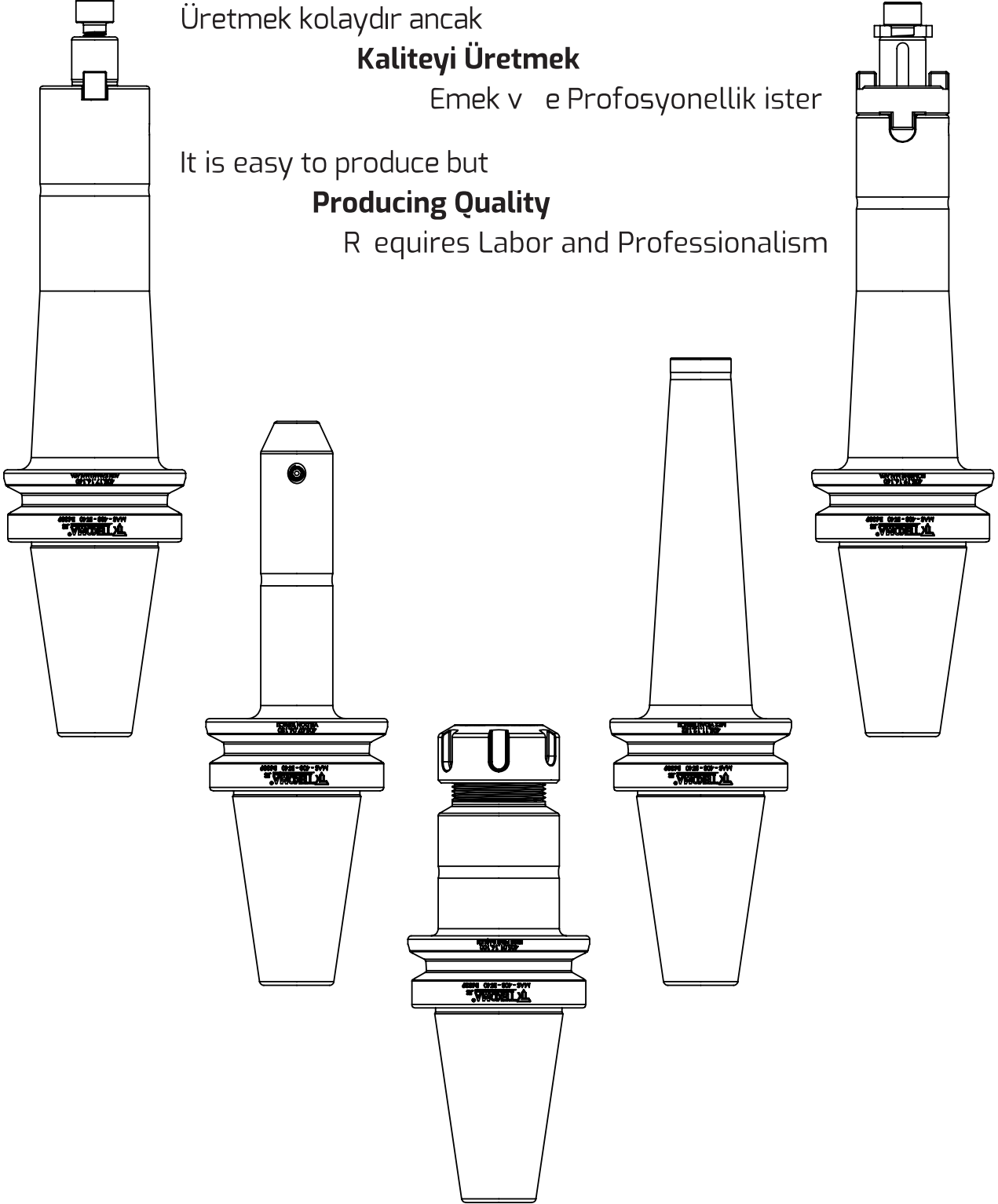
Kaliteyi Üretmek

Emek ve Profesyonellik ister

It is easy to produce but

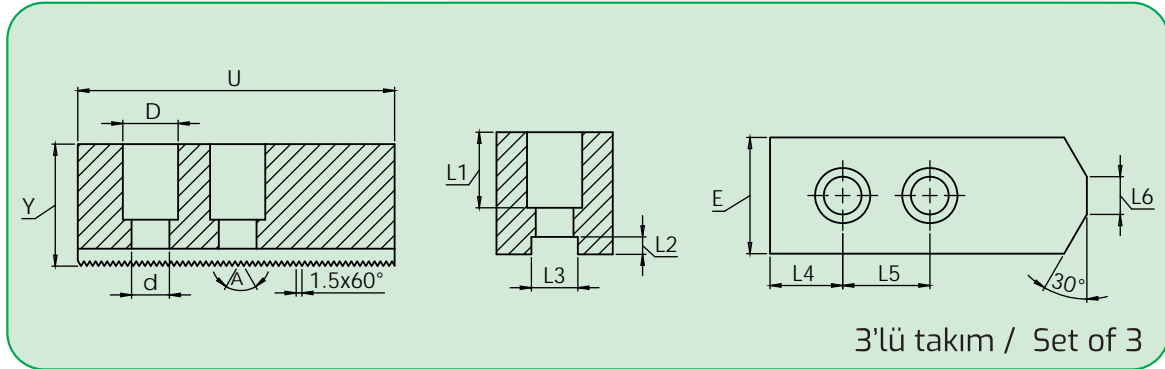
Producing Quality

Requires Labor and Professionalism

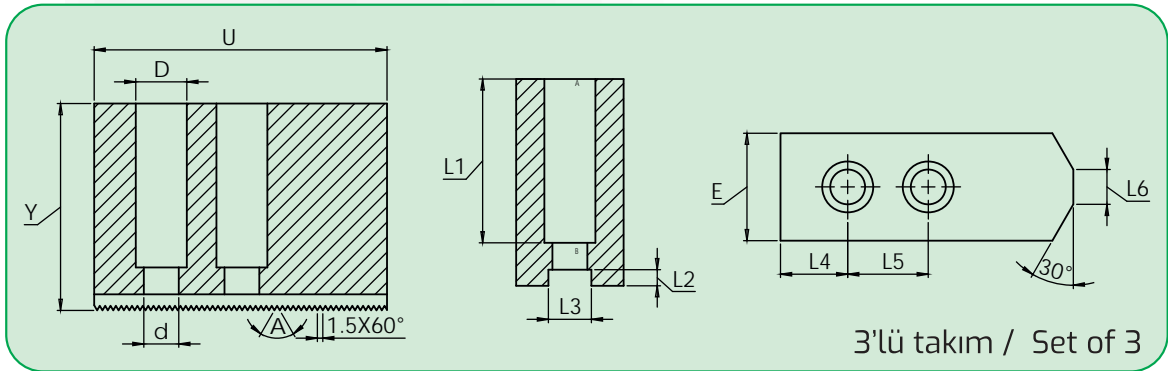


Standart Model Yumuşak Ayak

Standard Type Soft Jaws



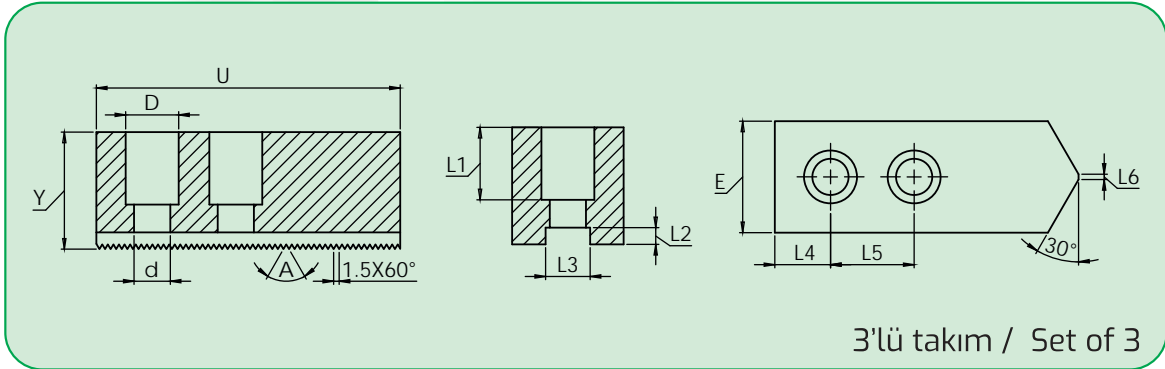
Sipariş Kodu Order Code	Ayna Çapı Chuck Dia	Diş Formu Serration	Ölçüler (Dimensions)											Ağırlık Weight (KG)
			Y	U	E	L1	L2	L3	L4	L5	L6	D	d	
6" TYS-060	6"	1,5 x 60°	32	71	30	19	6	12	15	20	10	17	11	1.30
8" TYS-080	8"	1,5 x 60°	37	94	35	21	6.5	14	24.5	25	12	19	13	2.40
10" TYS-100	10"	1,5 x 60°	42	109	40	26	6.5	16	29.5	30	14	19	13	3.60
12" TYS-120	12"	1,5 x 60°	52	129	50	33	6.5	21	29.5	30	19	25	17	6.60
15" TYS-150	15"	1,5 x 60°	61	163	62	34	9	22	35.5	43	23	32	21	12.00
21" TYS-210	21"	3,0 x 60°	70	179	65	43	9	25	39.5	60	46	32	21	16.30



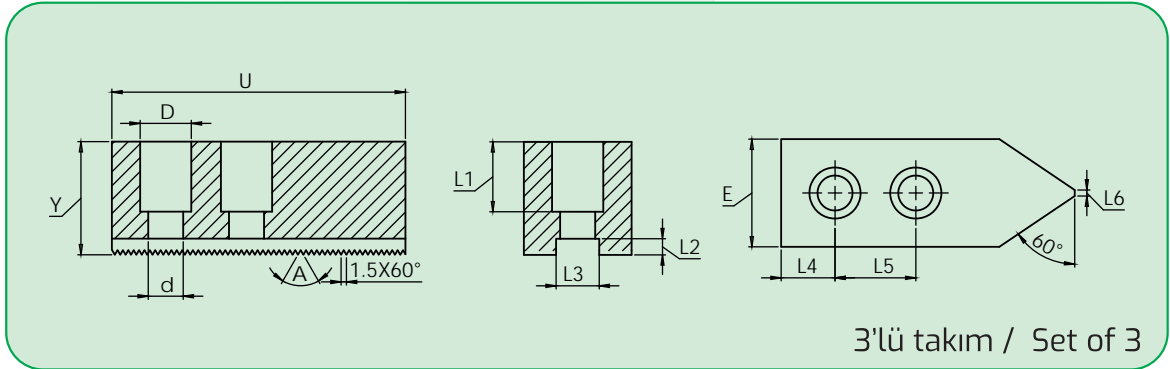
Sipariş Kodu Order Code	Ayna Çapı Chuck Dia	Diş Formu Serration	Ölçüler (Dimensions)											Ağırlık Weight (KG)
			Y	U	E	L1	L2	L3	L4	L5	L6	D	d	
6" TYY-060	6"	1,5 x 60°	57	71	30	44	6	12	15	20	10	17	11	2.30
8" TYY-080	8"	1,5 x 60°	67	94	35	51	6.5	14	24.5	25	12	19	13	4.30
10" TYY-100	10"	1,5 x 60°	77	109	40	61	6.5	16	29.5	30	14	19	13	6.60
12" TYY-120	12"	1,5 x 60°	77	129	47	58	6.5	21	29.5	30	19	25	17	9.50
15" TYY-150	15"	1,5 x 60°	97	163	57	70	9	22	35.5	43	23	32	21	19.70

30° Sivri Standart Model Yumuşak Ayak

30° Pointed Standard Type Soft Jaws

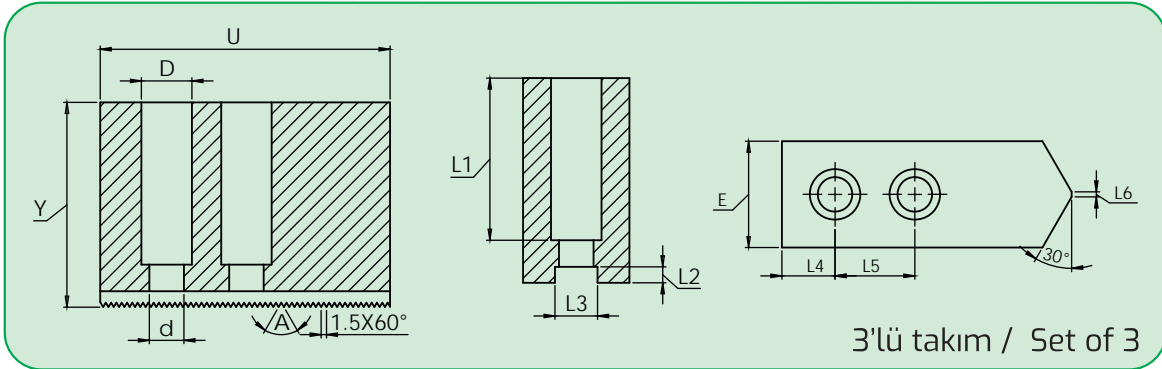



Sipariş Kodu Order Code	Ayna Çapı Chuck Dia	Diş Formu Serration	Ölçüler (Dimensions)											Ağırlık Weight (KG)
			Y	U	E	L1	L2	L3	L4	L5	L6	D	d	
6" TSYS-0630	6"	1,5 x 60°	32	74	30	19	6	12	12	20	1.3	17	11	1.30
8" TSYS-0830	8"	1,5 x 60°	37	94	35	21	6.5	14	14.5	25	1.3	19	13	2.30
10" TSYS-1030	10"	1,5 x 60°	42	109	40	26	6.5	16	19.5	30	1.3	19	13	3.60
12" TSYS-1230	12"	1,5 x 60°	52	129	50	33	6.5	21	19.5	30	1.3	25	17	6.30

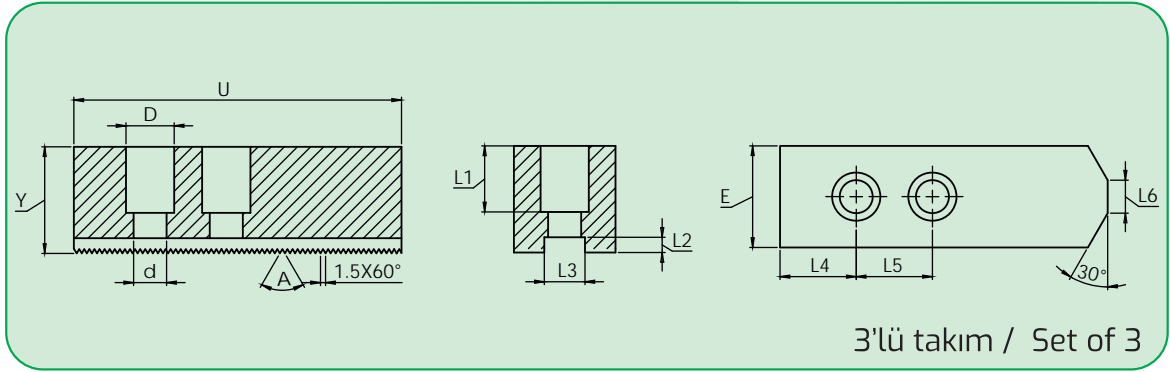


Sipariş Kodu Order Code	Ayna Çapı Chuck Dia	Diş Formu Serration	Ölçüler (Dimensions)											Ağırlık Weight (KG)
			Y	U	E	L1	L2	L3	L4	L5	L6	D	d	
6" TSYS-0660	6"	1,5 x 60°	32	74	30	19	6	12	12	20	1.3	17	11	1.00
8" TSYS-0860	8"	1,5 x 60°	37	94	35	21	6.5	14	14.5	25	1.3	19	13	2.00
10" TSYS-1060	10"	1,5 x 60°	42	109	40	26	6.5	16	19.5	30	1.3	19	13	3.10

30° Yüksek Sivri Model Yumuşak Ayak 30° High Pointed Type Soft Jaws



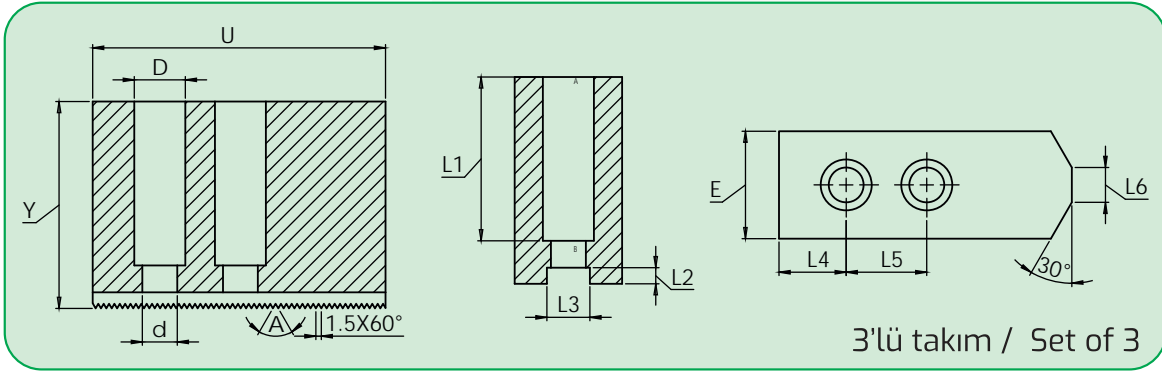

Sipariş Kodu Order Code	Ayna Çapı Chuck Dia	Diş Formu Serration	Ölçüler (Dimensions)											Ağırlık Weight (KG)
			Y	U	E	L1	L2	L3	L4	L5	L6	D	d	
6" TYYS-0630	6"	1,5 x 60°	57	74	30	44	6	12	12	20	1	17	11	2.20
8" TYYS-0830	8"	1,5 x 60°	67	94	35	51	6.5	14	14.5	25	1.2	19	13	4.20
10" TYYS-1030	10"	1,5 x 60°	77	109	40	61	6.5	16	19.5	30	1.5	19	13	6.50
12" TYYS-1230	12"	1,5 x 60°	77	129	47	58	6.5	21	19.5	30	3	25	17	9.20



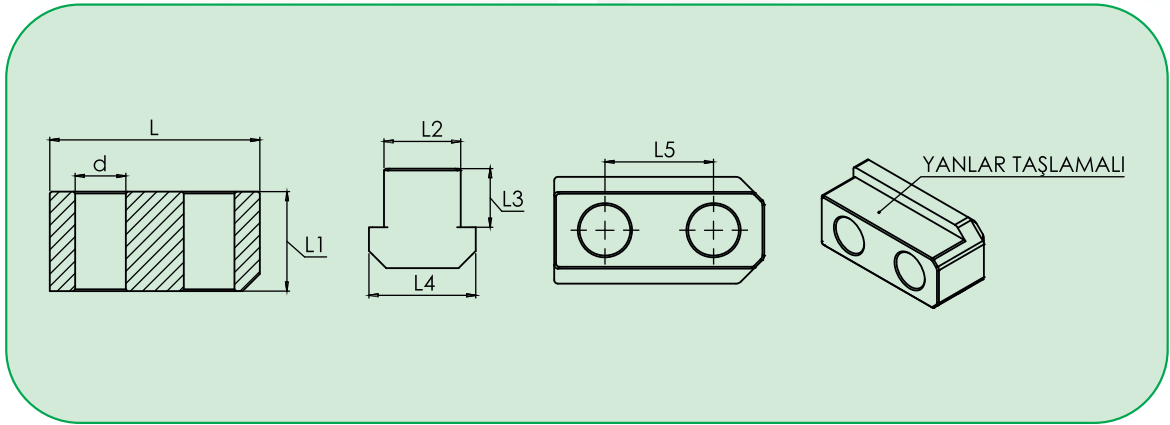
Sipariş Kodu Order Code	Ayna Çapı Chuck Dia	Diş Formu Serration	Ölçüler (Dimensions)											Ağırlık Weight (KG)
			Y	U	E	L1	L2	L3	L4	L5	L6	D	d	
6" TUYS-0689	6"	1,5 x 60°	32	89	30	19	6	12	15	20	10	17	11	1.70
8" TUYS-08114	8"	1,5 x 60°	37	114	35	21	6.5	14	24.5	25	12	19	13	2.90
10" TUYS-10129	10"	1,5 x 60°	42	129	40	26	6.5	16	29.5	30	14	19	13	4.80
12" TUYS-12149	12"	1,5 x 60°	52	149	50	33	6.5	21	29.5	30	19	25	17	7.80

Ekstra Yüksek Model Yumuşak Ayak

Extra High Type Soft Jaws



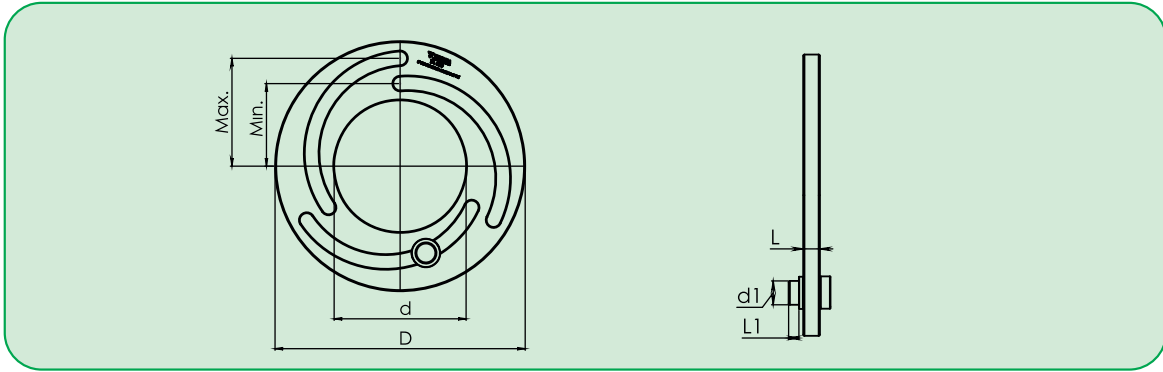
Sipariş Kodu Order Code	Ayna Çapı Chuck Dia	Diş Formu Serration	Ölçüler (Dimensions)											Ağırlık Weight (KG)
			Y	U	E	L1	L2	L3	L4	L5	L6	D	d	
8" TEY-08100	8"	1,5 x 60°	100	94	35	50	6.5	14	24.5	25	12	19	13	6.50
8" TEY-08120	8"	1,5 x 60°	120	94	35	60	6.5	14	24.5	25	12	19	13	7.80
8" TEY-08130	8"	1,5 x 60°	130	94	35	70	6.5	14	24.5	25	12	19	13	8.40
10" TEY-10100	10"	1,5 x 60°	100	109	40	50	6.5	16	29.5	30	14	19	13	8.90
10" TEY-10120	10"	1,5 x 60°	120	109	40	60	6.5	16	29.5	30	14	19	13	10.60
10" TEY-10130	10"	1,5 x 60°	130	109	40	70	6.5	16	29.5	30	14	19	13	11.50
12" TEY-12100	12"	1,5 x 60°	100	129	48	50	6.5	21	29.5	30	19	25	17	13.30
12" TEY-12120	12"	1,5 x 60°	120	129	48	60	6.5	21	29.5	30	19	25	17	15.80
12" TEY-12130	12"	1,5 x 60°	130	129	48	70	6.5	21	29.5	30	19	25	17	17.30



Sipariş Kodu Order Code	Ayna Çapı Chuck Dia	Ölçüler (Dimensions)							Ağırlık Weight (KG)
		L	L1	L2	L3	L4	L5	d	
6" TSM-060	6"	36.5	18.5	12	10.9	17	20	M10	0.20
8" TSM-080	8"	46.5	20.5	14	11.8	20.5	25	M12	0.30
10" TSM-100	10"	51	21.5	16	13	22.5	30	M12	0.40
12" TSM-120	12"	58	27.5	21	16	29.5	30	M16	0.70

Yumuşak Ayak Tornalama Aparatı

Soft Jaws Turning Apparatus



Sipariş Kodu Order Code	Ölçüler (Dimensions)							Ağırlık Weight (KG)
	D	d	Max	Min	L	L1	d1	
TA-060	168	80	72	52	12	8	16.5	1.5
TA-080	218	115	94	72	13	8	18.5	2.5
TA-100	255	150	112	87	13	8	18.5	4.0
TA-120	316	185	137	107	15	8	24.5	5.0
TA-150	380	230	166	138	20	15	31.5	11.0

Üretmek kolaydır ancak

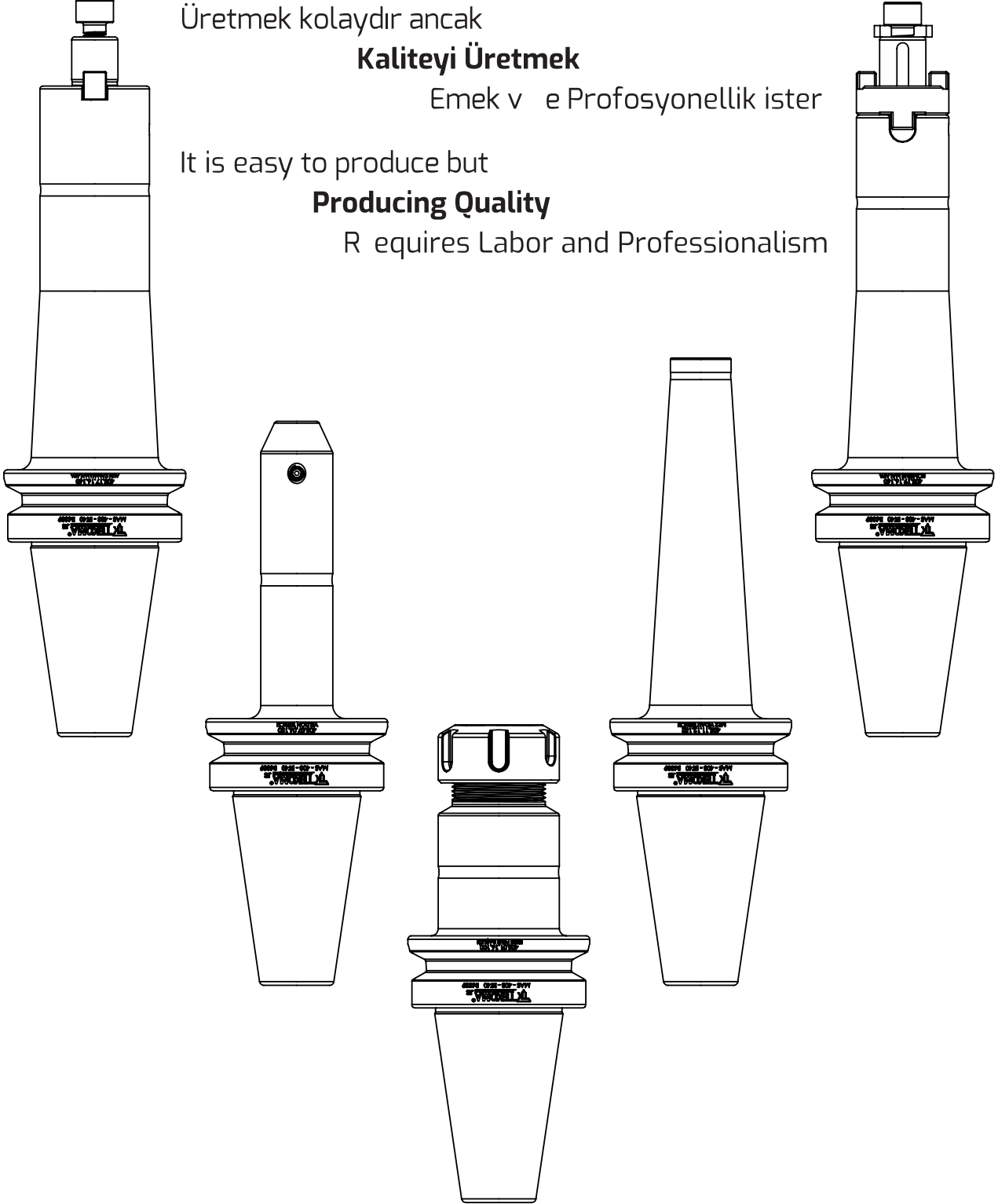
Kaliteyi Üretmek

Emek ve Profesyonellik ister

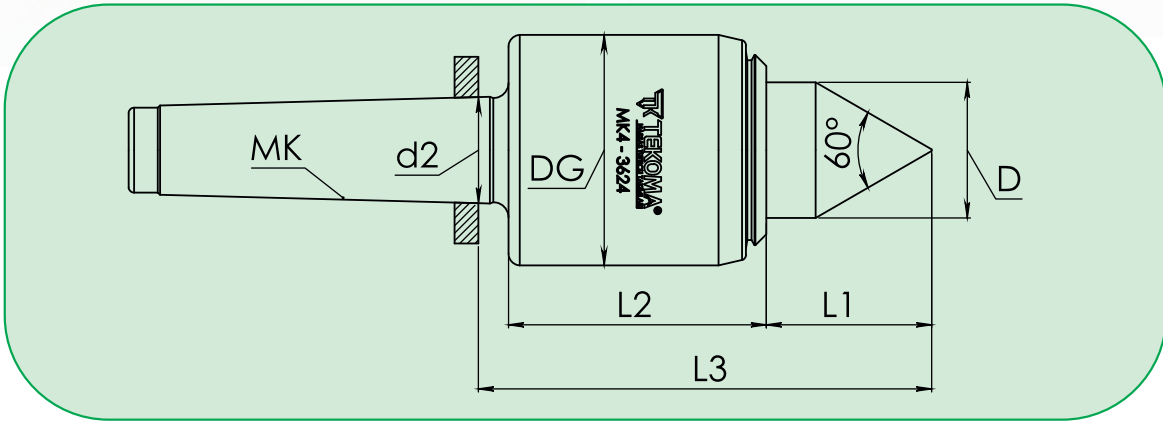
It is easy to produce but

Producing Quality

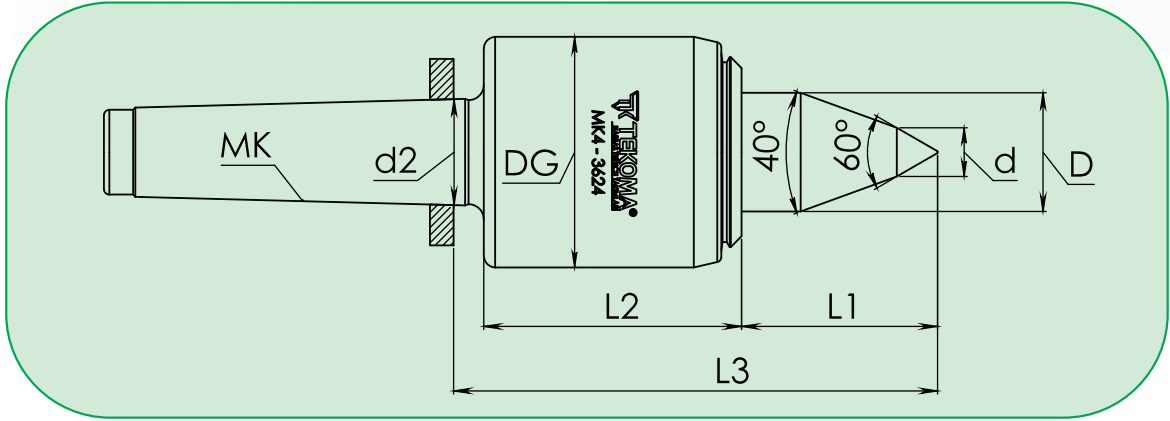
Requires Labor and Professionalism



Standart Döner Punta Standart Live Center



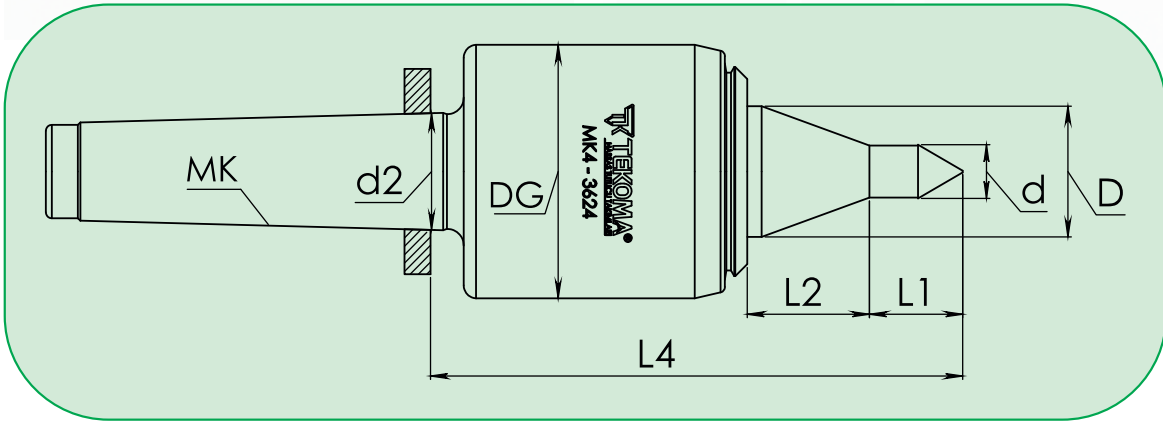
Sipariş Kodu Order Code	Ölçüler (Dimensions)								Uç Salgısı Center Runout	Ağırlık Weight (KG)
	MK	DG	D	d	L1	L2	L3	d2		
665.3.3325	MK3	57	24.5	-	32	59	99	23.24	0.005	1.40
665.4.4340	MK4	68	40	-	48.5	76	132.5	31.27	0.005	2.80
665.5.5345	MK5	74	45	-	55.5	75	141.5	44.40	0.005	4.20



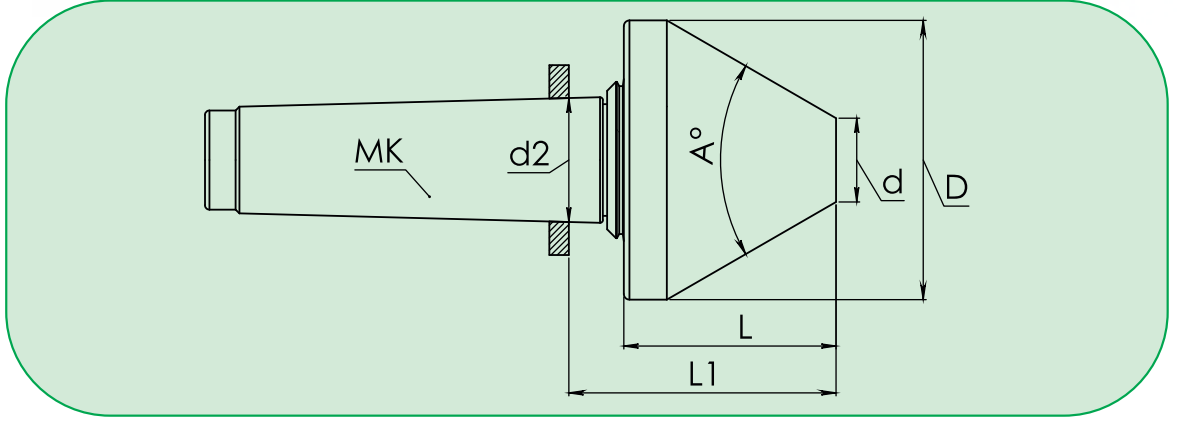
PG

Sipariş Kodu Order Code	Ölçüler (Dimensions)								Uç Salgısı Center Runout	Ağırlık Weight (KG)
	MK	DG	D	d	L1	L2	L3	d2		
665.3.3320	MK3	57	24.5	10	41.5	59	108.5	23.24	0.005	1.40
665.4.4320	MK4	68	35	14	55.5	76	139.5	31.27	0.005	2.80
665.5.5320	MK5	74	45	14	68.5	75	154.5	44.40	0.005	4.20

İnce Uçlu Döner Punta Fine Tip Live Center



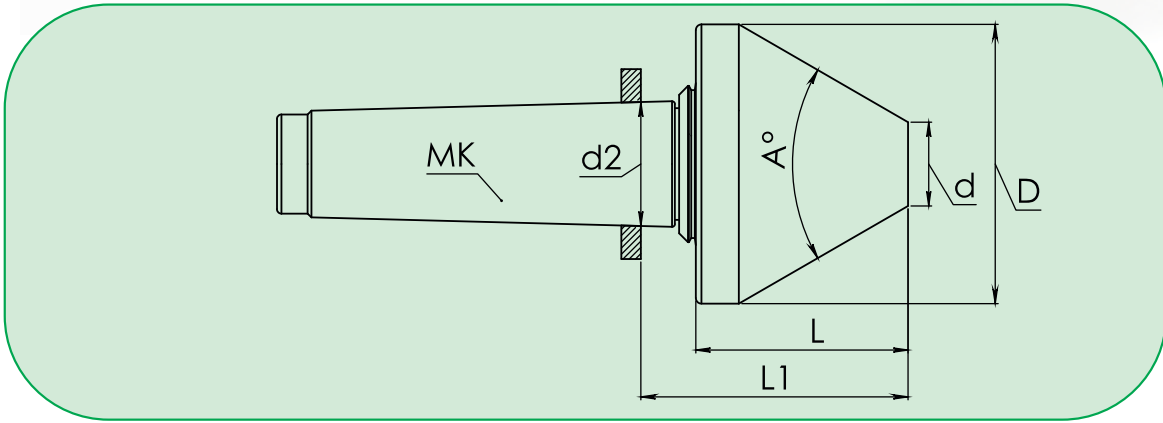
Sipariş Kodu Order Code	Ölçüler (Dimensions)									Uç Salgısı Center Runout	Ağırlık Weight (KG)
	MK	DG	D	d	L1	L2	L3	L4	d2		
665.3.3310	MK3	57	24.5	10	16	25.5	59	108.5	23.24	0.005	1.40
665.4.4314	MK4	68	35	14	25	32.5	76	141.5	31.27	0.005	2.80
665.5.5314	MK5	74	45	14	25	49	75	160	44.40	0.005	4.20




Sipariş Kodu Order Code	Ölçüler (Dimensions)							Uç Salgısı Center Runout	Ağırlık Weight (KG)
	MK	D	d	L	L1	A	d2		
665.4.4387	MK4	87	28	67	72	60°	31.27	0.005	2.60
665.4.43100	MK4	100	30	76	86	60°	31.27	0.005	4.10
665.4.43120	MK4	120	40	82	90	60°	31.27	0.005	5.20
665.4.43140	MK4	140	47	93	105	60°	31.27	0.005	7.60

Hassas Döner Boru Puntası MK5

Precision Pipe Live Center MK5



Sipariş Kodu Order Code	Ölçüler (Dimensions)							Uç Salgısı Center Runout	Ağırlık Weight (KG)
	MK	D	d	L	L1	A	d2		
665.5.5387	MK5	87	28	67	79	60°	44.40	0.005	3.20
665.5.53100	MK5	100	30	76	88	60°	44.40	0.005	4.80
665.5.53120	MK5	120	40	82	97	60°	44.40	0.005	6.00
665.5.53140	MK5	140	47	93	108	60°	44.40	0.005	8.60
665.5.53170	MK5	170	58	95	126	70°	44.40	0.005	13.60



Sipariş Kodu Order Code	Pens Kapağı ER Tipi Clamping Nuts ER	Kapasite Capacity	Ölçüler (Dimensions)			Ağırlık Weight (KG)
			L	D	d	
670.01.10.16.100.M	ER16/426-M	1-10 mm	100	22	16	0.14
670.01.10.16.150.M	ER16/426-M	1-10 mm	150	22	16	0.22
670.01.10.16.200.M	ER16/426-M	1-10 mm	200	22	16	0.30

Ø16

Ø16

Sipariş Kodu Order Code	Pens Kapağı ER Tipi Clamping Nuts ER	Kapasite Capacity	Ölçüler (Dimensions)			Ağırlık Weight (KG)
			L	D	d	
670.01.10.19.65.M	ER16/426-M	1-10 mm	65	22	19.05	0.12
670.01.10.19.85.M	ER16/426-M	1-10 mm	85	22	19.05	0.17
670.01.10.19.120.M	ER16/426-M	1-10 mm	120	22	19.05	0.25
670.01.10.19.140.M	ER16/426-M	1-10 mm	140	22	19.05	0.29

Ø19.05

Ø19.05

Sipariş Kodu Order Code	Pens Kapağı ER Tipi Clamping Nuts ER	Kapasite Capacity	Ölçüler (Dimensions)			Ağırlık Weight (KG)
			L	D	d	
670.01.10.20.100.M	ER16/426-M	1-10 mm	100	22	20	0.22
670.01.10.20.150.M	ER16/426-M	1-10 mm	150	22	20	0.35
670.01.10.20.200.M	ER16/426-M	1-10 mm	200	22	20	0.47
670.01.10.20.250.M	ER16/426-M	1-10 mm	250	22	20	0.60
670.01.10.20.300.M	ER16/426-M	1-10 mm	300	22	20	0.72

Ø20


Ø20

Sipariş Kodu Order Code	Pens Kapağı ER Tipi Clamping Nuts ER	Kapasite Capacity	Ölçüler (Dimensions)			Ağırlık Weight (KG)
			L	D	d	
670.01.10.22.100.M	ER16/426-M	1-10 mm	100	22	22	0.28
670.01.10.22.150.M	ER16/426-M	1-10 mm	150	22	22	0.37

Ø22

Ø22

Çift Uçlu Pens Tutucu ER Double Ended Collet Sleeves ER



Ø25

Sipariş Kodu Order Code	Pens Kapağı ER Tipi Clamping Nuts ER	Kapasite Capacity	Ölçüler (Dimensions)			Ağırlık Weight (KG)
			L	D	d	
670.01.10.25.80.M	ER16/426-M	1-10 mm	80	22	25	0.27
670.01.10.25.90.M	ER16/426-M	1-10 mm	90	22	25	0.31
670.01.10.25.120.M	ER16/426-M	1-10 mm	120	22	25	0.42


Ø25

Ø25.4

Sipariş Kodu Order Code	Pens Kapağı ER Tipi Clamping Nuts ER	Kapasite Capacity	Ölçüler (Dimensions)			Ağırlık Weight (KG)
			L	D	d	
670.01.10.254.65.M	ER16/426-M	1-10 mm	65	22	25.4	0.22
670.01.10.254.75.M	ER16/426-M	1-10 mm	75	22	25.4	0.26
670.01.10.254.80.M	ER16/426-M	1-10 mm	80	22	25.4	0.28
670.01.10.254.90.M	ER16/426-M	1-10 mm	90	22	25.4	0.32
670.01.10.254.95M	ER16/426-M	1-10 mm	95	22	25.4	0.34
670.01.10.254.100.M	ER16/426-M	1-10 mm	100	22	25.4	0.36
670.01.10.254.120.M	ER16/426-M	1-10 mm	120	22	25.4	0.44
670.01.10.254.145.M	ER16/426-M	1-10 mm	145	22	25.4	0.54
670.01.10.254.150.M	ER16/426-M	1-10 mm	150	22	25.4	0.56

Ø25.4

KO



Ø19.05

Sipariş Kodu Order Code	Pens Kapağı ER Tipi Clamping Nuts ER	Kapasite Capacity	Ölçüler (Dimensions)			Ağırlık Weight (KG)
			L	D	d	
670.01.10.19.85.2xM	ER16/426-M	1-10 mm	85	22	19	0.14
670.01.10.19.90.2xM	ER16/426-M	1-10 mm	90	22	19	0.15

Ø19.05

Ø20

Sipariş Kodu Order Code	Pens Kapağı ER Tipi Clamping Nuts ER	Kapasite Capacity	Ölçüler (Dimensions)			Ağırlık Weight (KG)
			L	D	d	
670.01.10.20.85.2xM	ER16/426-M	1-10 mm	80	22	20	0.15
670.01.10.20.90.2xM	ER16/426-M	1-10 mm	90	22	20	0.17
670.01.10.20.100.2xM	ER16/426-M	1-10 mm	100	22	20	0.20
670.01.10.20.110.2xM	ER16/426-M	1-10 mm	110	22	20	0.22

Ø20

Ø22

Sipariş Kodu Order Code	Pens Kapağı ER Tipi Clamping Nuts ER	Kapasite Capacity	Ölçüler (Dimensions)			Ağırlık Weight (KG)
			L	D	d	
670.01.10.22.80.2xM	ER16/426-M	1-10 mm	80	22	22	0.18
670.01.10.22.90.2xM	ER16/426-M	1-10 mm	90	22	22	0.21
670.01.10.22.100.2xM	ER16/426-M	1-10 mm	100	22	22	0.24
670.01.10.22.110.2xM	ER16/426-M	1-10 mm	110	22	22	0.27
670.01.10.22.120.2xM	ER16/426-M	1-10 mm	120	22	22	0.29
670.01.10.22.140.2xM	ER16/426-M	1-10 mm	140	22	22	0.35

Ø22

Ø25

Sipariş Kodu Order Code	Pens Kapağı ER Tipi Clamping Nuts ER	Kapasite Capacity	Ölçüler (Dimensions)			Ağırlık Weight (KG)
			L	D	d	
670.01.10.25.105.2xM	ER16/426-M	1-10 mm	105	22	25	0.32
670.01.10.25.120.2xM	ER16/426-M	1-10 mm	120	22	25	0.38
670.01.10.25.140.2xM	ER16/426-M	1-10 mm	140	22	25	0.46

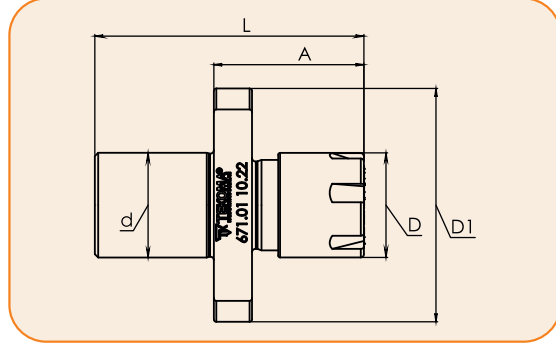
Ø25

Ø25.4

Sipariş Kodu Order Code	Pens Kapağı ER Tipi Clamping Nuts ER	Kapasite Capacity	Ölçüler (Dimensions)			Ağırlık Weight (KG)
			L	D	d	
670.01.10.254.140.2xM	ER16/426-M	1-10 mm	140	22	25.4	0.47

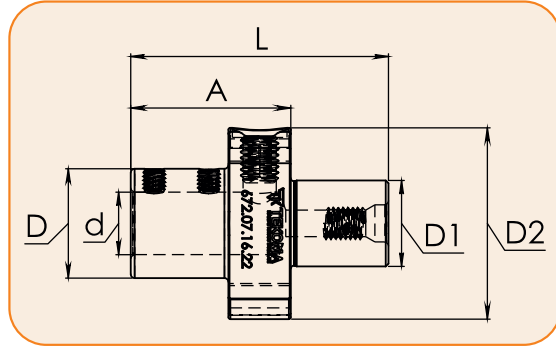
Ø25.4

Sabit Pens Tutucu ER Round Shank Tool Holder ER



Sipariş Kodu Order Code	Pens Kapağı ER Tipi Clamping Nuts ER	Kapasite Capacity	Ölçüler (Dimensions)					Ağırlık Weight (KG)
			L	A	D	D1	d	
671.01.07.14.M	ER16/426-M	1-10 mm	61	28	16	40	14	0.10
671.01.10.22.M	ER16/426-M	1-10 mm	57	32	22	49	22	0.17
671.01.13.22.M	ER20/428-M	1-13 mm	65	40	28	49	22	0.28

Statik Tutucu Round Shank Tool Holder



Sipariş Kodu Order Code	Ölçüler (Dimensions)						Ağırlık Weight (KG)
	d	A	D	L	D1	D2	
672.07.10.22	10	41	22	66	22	49	0.24
672.07.12.22	12	41	24	66	22	49	0.25
672.07.16.22	16	41	28	66	22	49	0.27

Üretmek kolaydır ancak

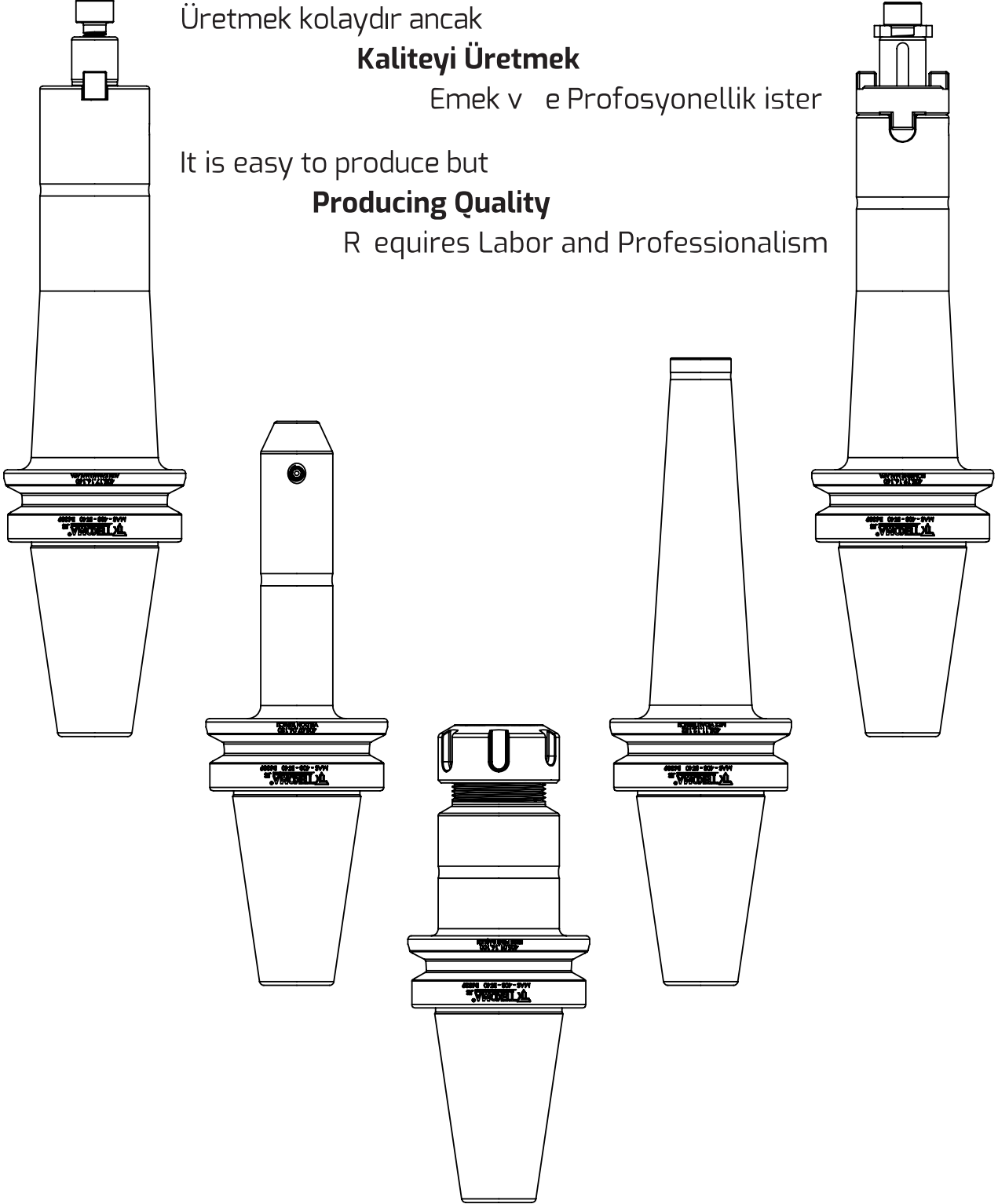
Kaliteyi Üretmek

Emek ve Profesyonellik ister

It is easy to produce but

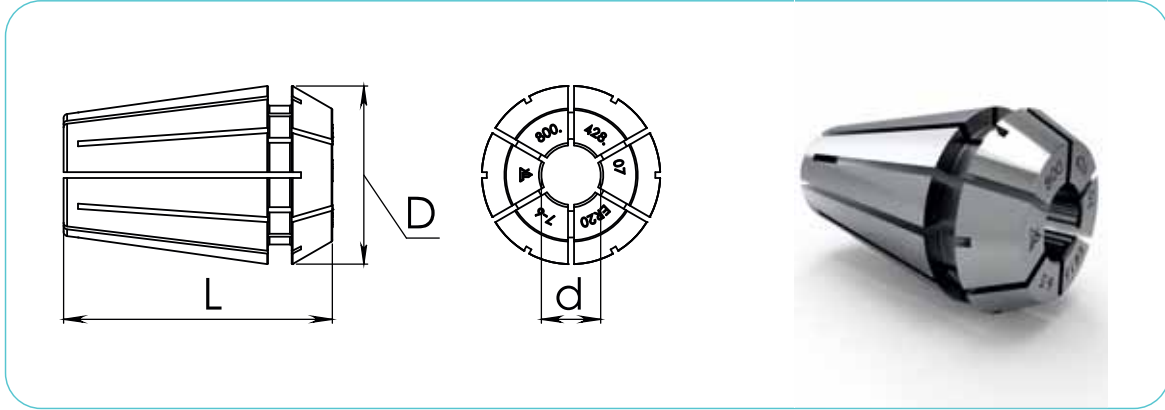
Producing Quality

Requires Labor and Professionalism



Pens Sistemi ER DIN 6499 B

Collet System ER DIN 6499 B



ER8 Pens Sistemi ER DIN 6499 B

ER8 Collet System ER DIN 6499 B

Sipariş Kodu Order Code	Ürün Adı Product Name	Ölçüler (Dimensions)		
		d	D	L
800.4004.01	ER8-4004	1	8.5	13.6
800.4004.02	ER8-4004	2-1	8.5	13.6
800.4004.03	ER8-4004	3-2	8.5	13.6
800.4004.04	ER8-4004	4-3	8.5	13.6
800.4004.05	ER8-4004	5-4	8.5	13.6

ER11 Pens Sistemi ER DIN 6499 B

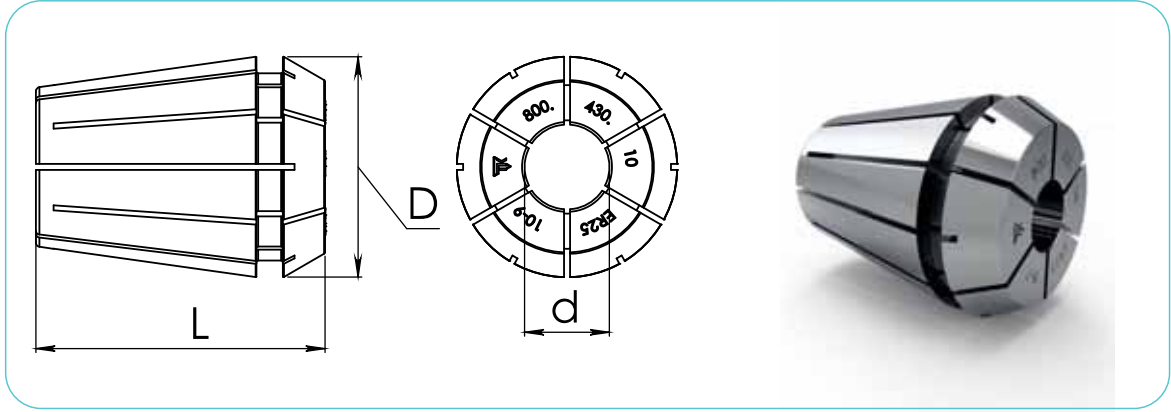
ER11 Collet System ER DIN 6499 B

Sipariş Kodu Order Code	Ürün Adı Product Name	Ölçüler (Dimensions)		
		d	D	L
800.4008.01	ER11-4008	1	11.5	18
800.4008.02	ER11-4008	2-1	11.5	18
800.4008.03	ER11-4008	3-2	11.5	18
800.4008.04	ER11-4008	4-3	11.5	18
800.4008.05	ER11-4008	5-4	11.5	18
800.4008.06	ER11-4008	6-5	11.5	18
800.4008.07	ER11-4008	7-6	11.5	18

ER16 Pens Sistemi ER DIN 6499 B

ER16 Collet System ER DIN 6499 B

Sipariş Kodu Order Code	Ürün Adı Product Name	Ölçüler (Dimensions)		
		d	D	L
800.426.01	ER16-426	1	17	27.5
800.426.02	ER16-426	2-1	17	27.5
800.426.03	ER16-426	3-2	17	27.5
800.426.04	ER16-426	4-3	17	27.5
800.426.05	ER16-426	5-4	17	27.5
800.426.06	ER16-426	6-5	17	27.5
800.426.07	ER16-426	7-6	17	27.5
800.426.08	ER16-426	8-7	17	27.5
800.426.09	ER16-426	9-8	17	27.5
800.426.10	ER16-426	10-9	17	27.5



ER20 Pens Sistemi ER DIN 6499 B
ER20 Collet System ER DIN 6499 B

Sipariş Kodu Order Code	Ürün Adı Product Name	Ölçüler (Dimensions)		
		d	D	L
800.428.02	ER20-428	2	21	31.5
800.428.03	ER20-428	3-2	21	31.5
800.428.04	ER20-428	4-3	21	31.5
800.428.05	ER20-428	5-4	21	31.5
800.428.06	ER20-428	6-5	21	31.5
800.428.07	ER20-428	7-6	21	31.5
800.428.08	ER20-428	8-7	21	31.5
800.428.09	ER20-428	9-8	21	31.5
800.428.10	ER20-428	10-9	21	31.5
800.428.11	ER20-428	11-10	21	31.5
800.428.12	ER20-428	12-11	21	31.5
800.428.13	ER20-428	13-12	21	31.5

ER25 Pens Sistemi ER DIN 6499 B
ER25 Collet System ER DIN 6499 B

Sipariş Kodu Order Code	Ürün Adı Product Name	Ölçüler (Dimensions)		
		d	D	L
800.430.02	ER25-430	2	26	34
800.430.03	ER25-430	3-2	26	34
800.430.04	ER25-430	4-3	26	34
800.430.05	ER25-430	5-4	26	34
800.430.06	ER25-430	6-5	26	34
800.430.07	ER25-430	7-6	26	34
800.430.08	ER25-430	8-7	26	34
800.430.09	ER25-430	9-8	26	34
800.430.10	ER25-430	10-9	26	34
800.430.11	ER25-430	11-10	26	34
800.430.12	ER25-430	12-11	26	34
800.430.13	ER25-430	13-12	26	34
800.430.14	ER25-430	14-13	26	34
800.430.15	ER25-430	15-14	26	34
800.430.16	ER25-430	16-15	26	34



Pens Seti
Collet Sets

Sipariş Kodu Order Code	Ürün Adı Product Name	Pens Adeti Collet Piece	Ağırlık Weight
800.426	ER16 Pens Seti	8 Adet ER16	0,34
800.428	ER20 Pens Seti	12 Adet ER20	0.79
800.430	ER25 Pens Seti	12 Adet ER25	1.19
800.470	ER32 Pens Seti	16 Adet ER32	2.97
800.472	ER40 Pens Seti	16 Adet ER40	5.10

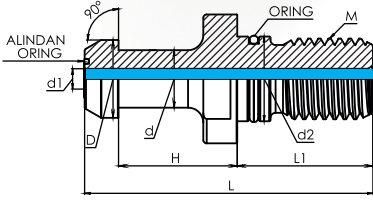
Çektirme Civatası Pull Studs



ALINDAN
ORING



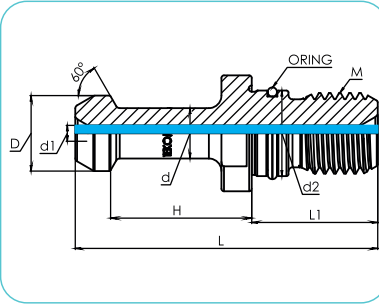
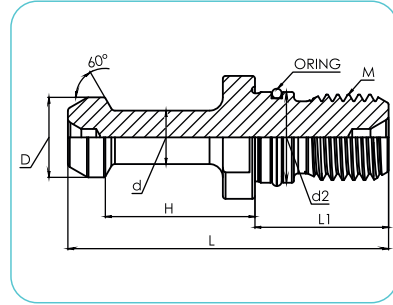
DMG MORİ



OKK

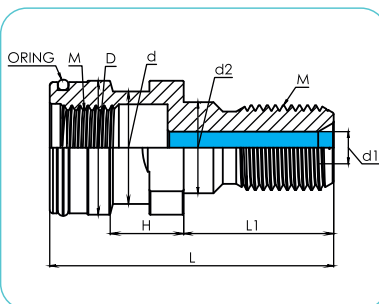
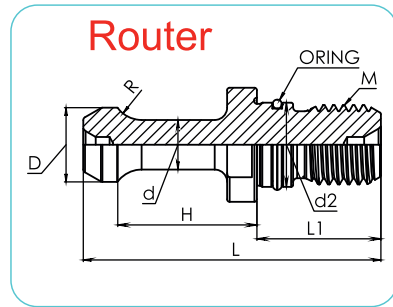
Sipariş Kodu Order Code	Tipi Type	Ölçüler (Dimensions)							
		D	d	d1	d2	L	L1	H	M
505.40.5090.AO	90° BT50	22.95	16.95	6	25	85	40	35	M24

Sipariş Kodu Order Code	Tipi Type	Ölçüler (Dimensions)							
		D	d	d1	d2	L	L1	H	M
306.40.3060	60° BT30	11	7	-	12.5	43	20	18	M12
406.40.4060	60° BT40	15	10	-	17	60	25	28	M16
506.40.5060	60° BT50	23	17	-	25	85	40	35	M24

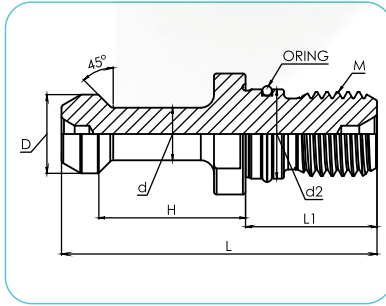


Sipariş Kodu Order Code	Tipi Type	Ölçüler (Dimensions)							
		D	d	d1	d2	L	L1	H	M
405.40.4060.i	60° BT40	15	10	3	17	60	25	28	M16
505.40.5060.i	60° BT50	23	17	6	25	85	40	35	M24

Sipariş Kodu Order Code	Tipi Type	Ölçüler (Dimensions)							
		D	d	d1	d2	L	L1	H	M
300.40.30R3	SK30	12	8	-	13	44	20	19	M12

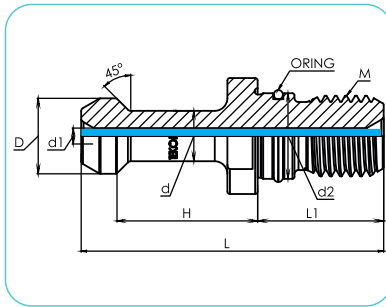
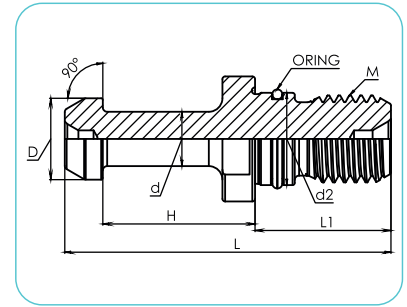


Sipariş Kodu Order Code	Tipi Type	Ölçüler (Dimensions)							
		D	d	d1	d2	L	L1	H	M
400.40.4015.iSO	15° SK40	25	21.1	7	17	53	28	13.7	M16



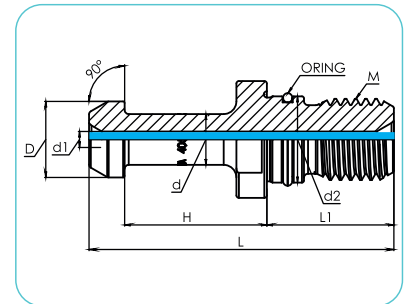
Sipariş Kodu Order Code	Tipi Type	Ölçüler (Dimensions)							
		D	d	d1	d2	L	L1	H	M
306.40.3045	45° BT30	11	7	-	12.5	43	20	18	M12
401.40.4045.SK	45° SK40	15	10	-	17	57	25	25	M16
406.40.4045	45° BT40	15	10	-	17	60	25	28	M16
506.40.5045	45° BT50	23	17	-	25	85	40	35	M24

Sipariş Kodu Order Code	Tipi Type	Ölçüler (Dimensions)							
		D	d	d1	d2	L	L1	H	M
306.40.3090	90° BT30 Micro-Seal	11	7	-	12.5	43	20	18	M12
401.40.4090.SK	90° SK40	15	10	-	17	57	25	25	M16
406.40.4090	90° BT40 Micro-Seal	15	10	-	17	60	25	28	M16
506.40.5090	90° BT50	23	17	-	25	85	40	35	M24

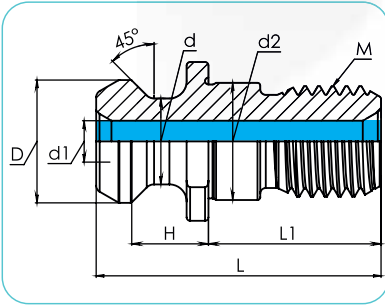


Sipariş Kodu Order Code	Tipi Type	Ölçüler (Dimensions)							
		D	d	d1	d2	L	L1	H	M
305.40.3045.i	45° BT30	11	8	2.5	12.5	43	20	18	M12
400.40.4045.i.SK	45° SK40	15	10	3	17	57	25	25	M16
405.40.4045.i	45° BT40	15	10	3	17	60	25	28	M16
505.40.5045.i	45° BT50	23	17	6	25	85	40	35	M24

Sipariş Kodu Order Code	Tipi Type	Ölçüler (Dimensions)							
		D	d	d1	d2	L	L1	H	M
400.40.4090.i.SK	90° SK40	15	10	3	17	57	25	25	M16
405.40.4090.i	90° BT40	15	10	3	17	60	25	28	M16
505.40.5090.i	90° BT50	23	17	6	25	85	40	35	M24

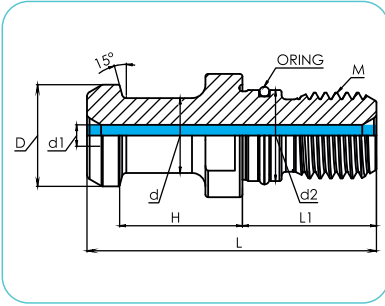
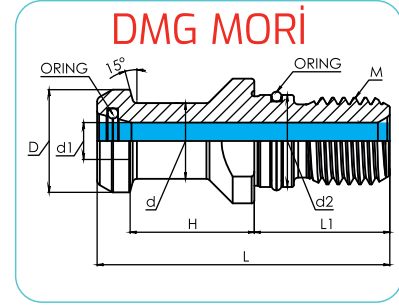


Çektirme Civatası Pull Studs



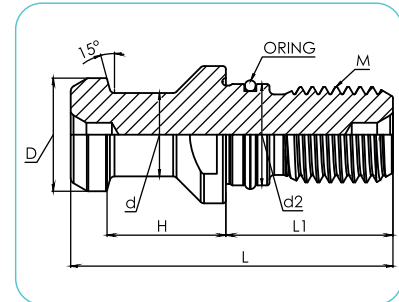
Sipariş Kodu Order Code	Tipi Type	Ölçüler (Dimensions)							
		D	d	d1	d2	L	L1	H	M
405.40.4126.i	45° CAT40 Mazak	18.8	12.45	7	17	41.26	25	11.18	M16
405.40.4411.i	45° BT40 Mazak	18.8	12.45	7	17	44.11	25	14.03	M16
505.40.6520.i	45° BT50 Mazak	28.96	20.83	10	25	65.20	40	17.58	M24
505.40.6540.i	45° CAT50 Mazak	28.96	20.93	10	25	65.40	40	17.78	M24

Sipariş Kodu Order Code	Tipi Type	Ölçüler (Dimensions)							
		D	d	d1	d2	L	L1	H	M
405.40.4015.KO	15° BT40 Mori-Selki	18.95	13.95	6.8	17	54	25	23	M16
505.40.5090.KO	90° BT50 Mori-Selki	22.95	16.95	8	25	85	40	35	M24

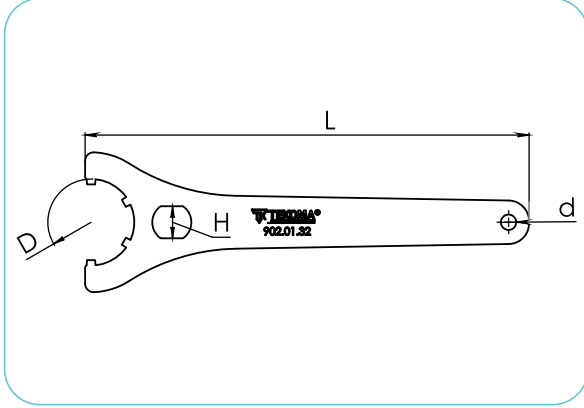


Sipariş Kodu Order Code	Tipi Type	Ölçüler (Dimensions)							
		D	d	d1	d2	L	L1	H	M
405.40.4015.i	15° BT40	19	14	7	17	54	25	23	M16
405.40.4015.4.i	15° BT40 Makino-Okuma	19	14	4	17	54	25	23	M16
400.40.4015.i.SK	15° SK40	19	14	7	17	54	28	20	M16
500.40.5015.11.i.SK	15° SK50	28	21	11.5	25	74	40	25	M24

Sipariş Kodu Order Code	Tipi Type	Ölçüler (Dimensions)							
		D	d	d1	d2	L	L1	H	M
301.40.3015.SK	15° SK30	12	8	-	13	44	20	19	M12
301.40.3015.1.SK	15° SK30	13	9	-	13	44	20	19	M12
401.40.4015.SK	15° SK40	19	14	-	17	54	28	20	M16
501.40.5015.SK	15° SK50	28	21	-	25	74	40	25	M24

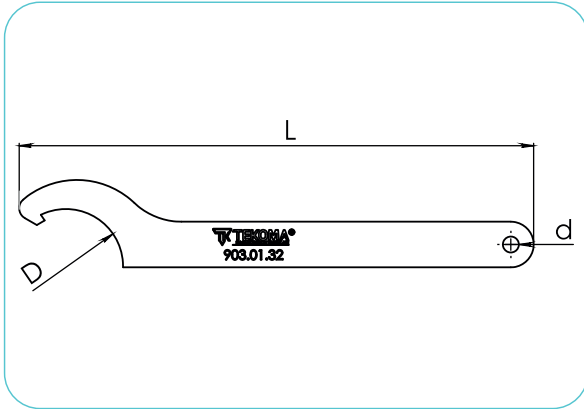


Anahtar ER - Wrench ER



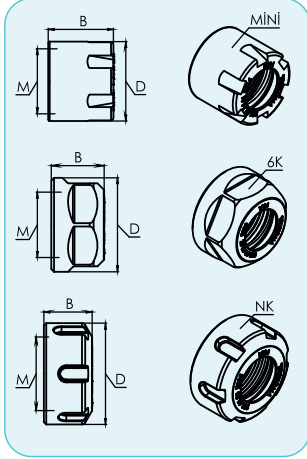
Sipariş Kodu Order Code	Tipi Type	Ölçüler (Dimensions)				Ağırlık Weight
		L	D	d	H	
902.01.16.M	ER16	129	23	5	-	0.14
902.01.16	ER16	200	33	5	-	0.30
902.01.20.M	ER20	140	29	5	-	0.20
902.01.25.M	ER25	150	36	5	-	0.25
902.01.25	ER25	210	43	8	19	0.35
902.01.32	ER32	260	51	9	19	0.47
902.01.40	ER40	295	64	9	19	0.60

Ay Tipi Anahtar ER 1810 A - Wrench ER 1810 A



Sipariş Kodu Order Code	Tipi Type	Ölçüler (Dimensions)			Ağırlık Weight
		L	D	d	
903.01.16.M	ER16	130	22.5	5	0.11
903.01.16	ER16	195	32	5	0.19
903.01.25	ER25	205	42	7	0.20
903.01.32	ER32	220	50	7	0.25
903.01.40	ER40	260	63	7	0.45

Pens Kapak Modelleri ER Tipi - Clamping Nuts Models ER Type




Sipariş Kodu Order Code	Tipi Type	Ölçüler (Dimensions)				Ağırlık Weight
		D	B	6K	M	
901.01.11.M	ER11	16	12	-	M13x0.75	0.07
901.01.16.M	ER16	22	18	-	M19x1	0.02
901.01.16.6K	ER16	28	18	25	M22x1.5	0.03
901.01.16	ER16	32	18	-	M22x1.5	0.06
901.01.20.M	ER20	28	19	-	M24x1	0.03
901.01.20.6K	ER20	34	19	30	M25x1.5	0.05
901.01.25.M	ER25	35	20	-	M30x1	0.05
901.01.25	ER25	42	20	-	M32x1.5	0.09
901.01.32	ER32	50	22.5	-	M40x1.5	0.13
901.01.40	ER40	63	25.5	-	M50x1.5	0.26



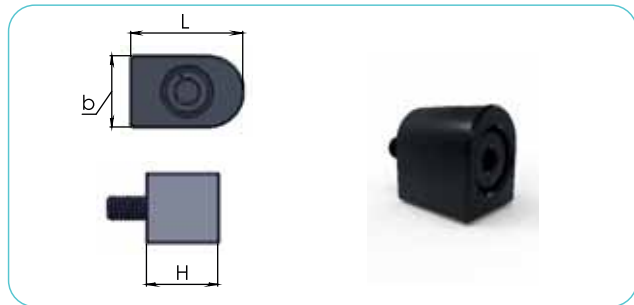
Tarama Başlığı Sıkma Civatası - Drawn in Bolt

Sipariş Kodu Order Code	Ölçüler (Dimensions)				
	Cinsi	M	D	K	L
908.19.16	A.T.B-KTB	M8	20	6	25
908.19.22	A.T.B-KTB	M10	28	7	30
908.19.27	A.T.B-KTB	M12	35	8	30
908.19.32	A.T.B-KTB	M16	42	9	35
908.19.40	A.T.B-KTB	M20	52	10	45



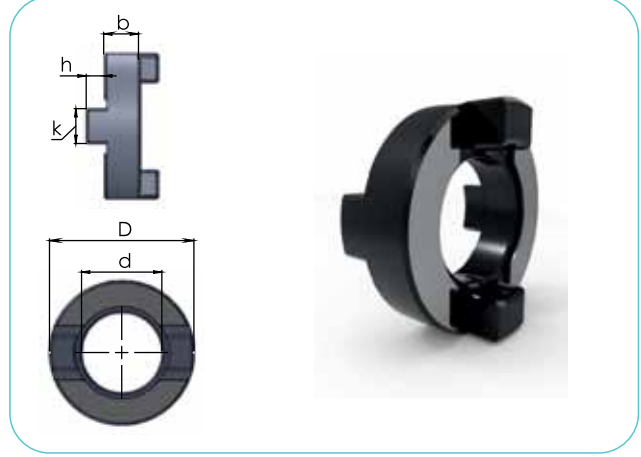
A.T.B Vidalı Kama - A.T.B Drive Key

Sipariş Kodu Order Code	Ölçüler (Dimensions)			
	b	L	H	M
907.17.16.8	8	10	9.8	M3x12
907.17.22.10	10	11	11.2	M4x12
907.17.27.12	12	14	12.6	M4x16
907.17.32.14	14	22	14	M5x16
907.17.40.16	16	23	16	M5x20



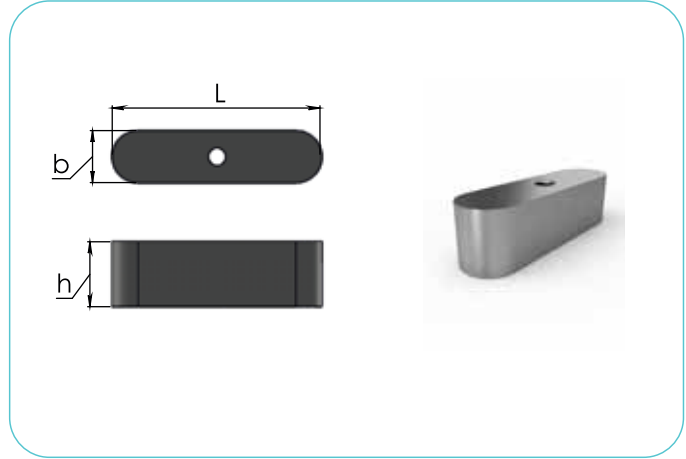
K.T.B Tırnaklı Pul - K.T.B Clutch Drive Rings To

Sipariş Kodu Order Code	Ölçüler (Dimensions)				
	d	D	b	k	h
905.19.16	16	32	10	8	5
905.19.22	22	40	12	10	5.6
905.19.27	27	48	12	12	6.3
905.19.32	32	58	14	14	7
905.19.40	40	68	14	16	8



K.T.B Kaması - K.T.B Feather Key

Sipariş Kodu Order Code	Ölçüler (Dimensions)		
	b	h	L
906.19.16.4	4	4	20
906.19.22.6	6	6	25
906.19.27.7	7	7	25
906.19.32.8	8	7	28
906.19.40.8	8	10	32

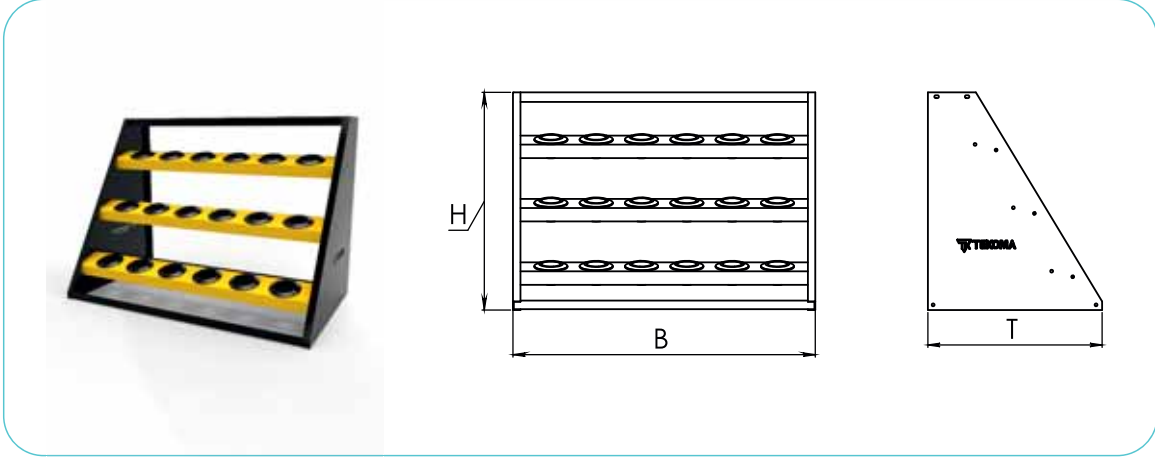


Veldon Sıkma Civataları - Veldon Screw

Sipariş Kodu Order Code	Ölçüler (Dimensions)		
	M	L	Veldon Ø
904.07.06.10	M6	10	6
904.07.08.10	M8	10	8
904.07.10.12	M10	12	10
904.07.12.16	M12	16	12-14
904.07.14.16	M14	16	16-18
904.07.16.16	M16	16	20
904.07.12.12	M12	12	25
904.07.16.15	M16	15	25
904.07.18.20	M18x2	20	25
904.07.16.16.1	M16	16	32
904.07.20.20	M20x2	20	32x40

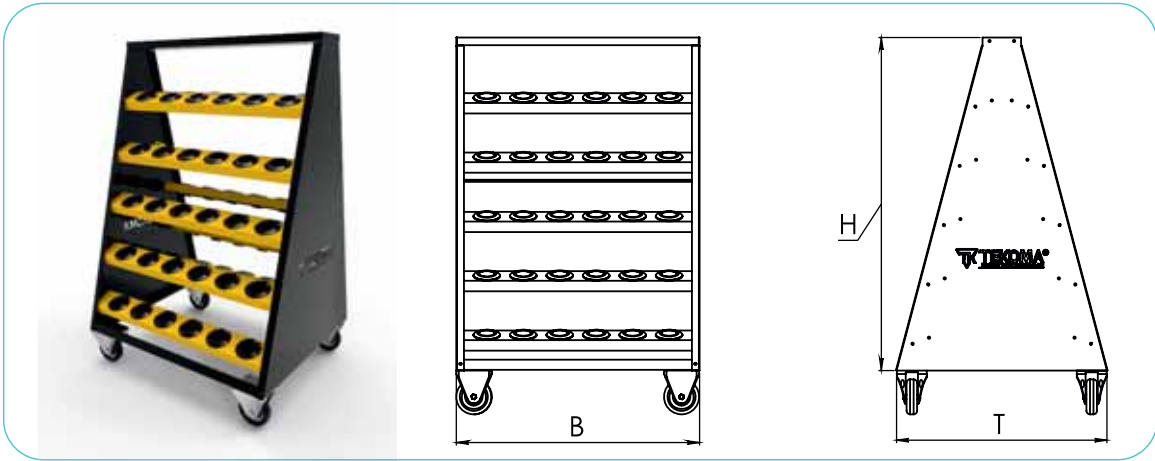


Masa Üstü Takım Sehvası - Table Top Tool Stand

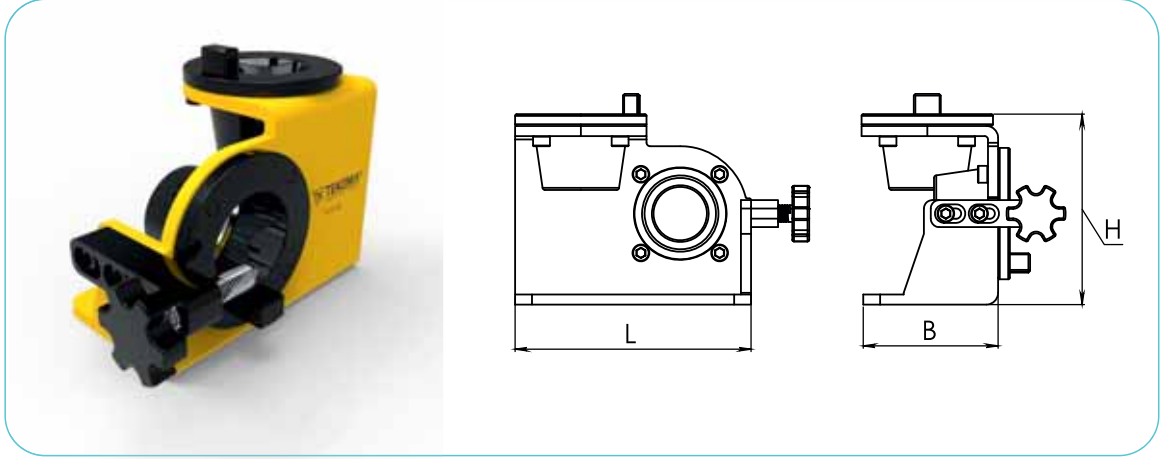


Sipariş Kodu Order Code	Tipi Type	Takım Adeti Insert	Ölçüler (Dimensions)		
			B	T	H
912.40.18	BT40	18	700	400	500
912.50.15	BT50	15	700	400	500

Taşıyabilir Takım Arabası - Portable Tool Trolley



Sipariş Kodu Order Code	Tipi Type	Takım Adeti Insert	Ölçüler (Dimensions)		
			B	T	H
911.40.60	BT40	60	720	600	1050
911.50.50	BT50	50	720	600	1050



Sipariş Kodu Order Code	Tipi Type	Ölçüler (Dimensions)		
		L	H	B
910.40	BT40	140	115	80
910.50	BT50	210	163	106

NOTLAR
NOTES




A series of horizontal dashed lines spanning the width of the page, intended for writing notes.

NOTLAR
NOTES



A series of horizontal dashed lines spanning the width of the page, intended for writing notes.



Fevzicakmak Mah. , 10644. Sk. NO:4,
42050 BÜSAN OSB/Karatay/Konya
tekoma@tekoma.com.tr
+90 332 248 3045



Whatsapp
+90 542 443 6842



www.tekoma.com.tr

Güncel Ürün Gruplarımızı Websitemizden
Takip Edebilirsiniz.

**Our Current Product Groups You Can
Follow On Our Website**